

Service Instructions for Diplomat Dental Units

Model Pro 600
Model Pro 800

Date: 26/06/2022
Revision: 1.1



Table of contents

SERVICE INSTRUCTIONS FOR.....	1
DIPLOMAT DENTAL UNITS	1
1 PRODUCT DATA.....	9
1.1 INTENDED USE OF THE DENTAL UNIT	10
<i>Product description.....</i>	<i>10</i>
1.2 TECHNICAL DETAILS.....	11
1.3 SYMBOL USED	12
1.4 GENERAL CONDITIONS.....	12
1.5 LOCATION OF LABELS	13
1.6 ORGANISATION OF THE MANUAL	14
1.7 ORDERING THE SPARE PARTS	14
1.8 MAIN PARTS OF THE DENTAL UNIT.....	16
<i>Stationary dental units Model Pro 600, Model Pro 800</i>	<i>16</i>
2. USING THE TABLET	17
2.1 INSTALLING THE DIPLOMAT CONNECT APPLICATION	18
<i>Users.....</i>	<i>18</i>
CREATING A NEW USER ACCOUNT.....	19
ADDING A USER TO THE LIST / LOGGING IN TO AN EXISTING ACCOUNT / LOGGING OUT OF A USER	20
DELETING A USER FROM THE LIST	21
CONNECTING THE TABLET TO THE DENTAL UNIT	21
3 SERVICE CONFIGURATION OF THE DENTAL UNIT USING THE APPLICATION	22
3.1 DENTAL UNIT MANAGEMENT	23
DENTAL UNIT CONFIGURATION.....	25
BLUETOOTH® ID.....	26
DENTAL UNIT MODEL	27
DENTAL UNIT MODULES	28
NUMBER OF DRIVES.....	29
WIRELESS FOOT CONTROLLER.....	29
OPERATING LAMP	30
STRAIN SENSOR – DISTILLED WATER LEVEL SENSOR	31
SUCTION HYGIENE.....	32
FIVE-SECOND DELAY TO SHUT OFF SUCTION	32
3.2 INFORMATION ABOUT THE DENTAL UNIT	33
3.3 FIRMWARE UPDATE.....	34
3.4 SERVICE CONFIGURATION OF INSTRUMENTS.....	34
A – CUSPIDOR BLOCK.....	40
A1 – CUSPIDOR BLOCK LIFT – BASE – A655-350-000-1	42

1 - COVER UPPER WITH MAGNETS – A655-350-003-0	51
2 - AIR REGULATOR – A653-150-031-0	52
3 - WATER REGULATOR - A653-150-030-0	54
4 - DOOR, ASSEMBLY DIPLOMAT – A655-350-050-1	55
5 - DOOR, ASSEMBLY TECNO-GAZ – A655-350-051-0	56
6 - EXTENSION CASE – A655-005-001-0	57
7 – COVER L WITH MAGNETS – A655-350-110-0	58
8 – COVER P WITH MAGNETS – A655-350-111-0	59
A2 – CUSPIDOR BLOCK LIFT – ACCESSORIES	60
1 - DURR SUCTION CONTROL	61
1.1 - 2 DURR FILTERS ACCESSORIES – A655-361-000-0	61
2 - CATTANI SEPARATOR ACCESSORY	62
2.1 - CATTANI SEPARATOR ACCESSORY – A655-390-000-0	62
3 - METASYS MST1, ECO L1	66
3.1 - AMALGAM SEPARATOR ACCESSORIES METASYS MST1 – A655-400-000-0	66
3.2- AMALGAM SEPARATOR ACCESSORIES METASYS ECO L1 – A655-401-000-0	70
4 - DURR CS1, CAS1, 1 VALVE, 2 VALVES	73
4.1 - AMALGAM SEPARATOR ACCESSORY DURR CAS1 – A655-410-000-0	73
4.2 - AMALGAM SEPARATOR ACCESSORY DURR CAS1+VARIO 7100-260-50 – A655-414-000-0	75
4.3 - AMALGAM SEPARATOR ACCESSORY DURR CS1 – A655-411-000-0	78
4.4 - WET SUCTION ACCESSORIES DURR – 1 VALVE – A655-412-000-0	81
4.5 - WET SUCTION ACCESSORIES DURR – 2 VALVES – A655-413-000-0	82
5 - CENTRAL ACCESSORIES – A655-450-000-0	85
6 – ACC. BOWL TRAY DRIVE – A655-460-000-0	88
6.1 – UNDERBOWL SENSOR POSITION WITH DRIVE – A655-460-001-0	90
7 – DISINFECTION AND DECONTAMINATION	92
7.1 – DECONTAMINATION ACCESSORY – A655-470-000-0	92
7.2 – DISINFECTION ACCESSORY – A655-471-000-0	96
7.3 – DEPRESSURIZATION BOTTLE ACCESSORY – A655-473-000-0	100
7.4 – SYRINGE HYGIENE ACCESSORY IN CB – A655-474-000-0	103
8 – WATER HEATER ACCESSORIES – A655-481-000-0	106
B – CHAIR	109
1 – CHAIR WITH 3 RD MOVEMENT – A517-001-000-0	110
1.1 – HEADREST 3D PNEUMATIC – A516-102-000-0	115
1.2 – HEADREST – A516-101-000-0	117
1.3 – HEADREST 3D – A516-100-000-0	119
1.4 – CHAIR COVER – A517-010-000-0	121
1.4.1 – ARMREST RIGHT – A516-200-000-0	124
1.4.2 – ARMREST LEFT – A516-201-000-0	125
1.4.3 - SEAT FRAME COVER – A516-001-060-0	126
1.4.4 - REAR BACKREST – A516-001-038-0	127
2 – CHAIR WITHOUT 3 RD MOVEMENT – A517-002-000-0	128
2.1 – HEADREST 3D PNEUMATIC – A516-102-000-0	133
2.2 – HEADREST – A516-101-000-0	135
2.3 – HEADREST 3D – A516-100-000-0	137
2.4 – CHAIR COVER – A517-010-000-0	139
2.4.1 – ARMREST RIGHT – A516-200-000-0	143
2.4.2 – ARMREST LEFT – A516-201-000-0	144
2.4.3 - SEAT FRAME COVER – A516-001-060-0	145
2.4.4 - REAR BACKREST – A516-001-038-0	146
3 – CHAIR, BASE – A655-001-000-0	147

C – ASSISTANT’S ARM / ASSISTANTS CONSOLE	152
C1 - BASE.....	153
1 - ASSISTANT’S ARM SIMPLE.....	153
1.1 – ASSISTANT’S ARM SIMPLE – A655-550-001-0.....	153
1.2 - ASSISTANT’S TABLE SIMPLE ARM – A653-570-001-0.....	156
2 - ASSISTANT’S ARM PANTOGRAPHIC.....	157
2.1 – ASSISTANT’S ARM PANTOGRAPHIC – A655-551-001-0.....	157
2.2 - PANTOGRAPHIC ASSISTANT’S CONSOLE ARM – A653-570-002-0.....	160
3 - SP ASSISTANT’S TABLE + KEYBOARD – A653-999-007-0.....	162
4 - GUIDE ROLLERS.....	163
4.1 - GUIDE ROLLER, LARGE SALIVA ASPIRATOR – A653-596-021-0.....	163
4.2 - GUIDE ROLLER, SMALL SALIVA ASPIRATOR – A653-596-020-0.....	163
C2 - ACCESSORIES	165
1 – EJECTOR ACCESSORY IN CB – A655-430-000-0.....	165
2 - BLANK ACCESSORY – A653-600-001-0.....	167
3 - KIT -SYRINGE REINSTALLING.....	168
3.1 – KIT SYRINGE MINILIGHT 3F R.-KOV ON ASSISTANT’S CONSOLE – A653-999-001-0.....	168
3.2 – KIT SYRINGE MINIMATE 3F U.-KOV ON ASSISTANT’S CONSOLE – A653-999-002-0.....	168
3.3 - KIT SYRINGE MINILIGHT 3F U.-KOV ON ASSISTANT’S CONSOLE – A653-999-016-0.....	168
3.4 - KIT SYRINGE MINILIGHT 6F U.-SEDA ON ASSISTANT’S CONSOLE – A653-999-017-0.....	168
3.5 - KIT SYRINGE MINILIGHT 6F R.-KOV ON ASSISTANT’S CONSOLE – A653-999-018-0.....	169
3.6 - KIT SYRINGE MINILIGHT 6F U.-KOV ON ASSISTANT’S CONSOLE – A653-999-019-0.....	169
3.7 - KIT SYRINGE MINILIGHT 6F R.SV.+MODULE ON ASSISTANT’S COSNSOLE – A653 – 999-020-0.....	169
3.8 - KIT SYRINGE MINIMATE R ON ASSISTANT’S CONSOLE – A653-999-021-0.....	169
3.9 – KIT SYRINGE MINIMATE U. ON ASSISTANT’S CONSOLE – A653-999-022-0.....	170
4 - MINILIGHT SYRINGE ACCESSORY.....	170
4.1 – SYRINGE MINILIGHT ACCESSORY – ASSISTANT’S CONSOLE – A653-593-001-0.....	170
4.2 – SYRINGE MINILIGHT ACCESSORY IN CB – A655-488-000-0.....	171
5 - MINIMATE SYRINGE ACCESSORY.....	174
5.1 - SYRINGE MINIMATE ACCESSORY – ASSITANT’S CONSOLE – A653-594-001-0.....	174
5.2 - SYRINGE MINIMATE ACCESSORY IN CB – A655-489-000-0.....	175
6 - SYRINGE HYGIENE ACCESSORY.....	177
6.1 – SYRINGE HYGIENE ACCESSORY – ASSISTANT’S CONSOLE – A653-597-001-0.....	177
6.2 - SYRINGE HYGIENE ACCESSORY IN CB – A655-474-000-0.....	179
7 - PLM MECTRON ACCESSORY.....	180
7.1 – KIT PLM MECTRON - ASSISTANT’S CONSOLE – A653-999-003-0.....	180
7.2 - PLM MECTRON ACCESSORY – ASSISTANT’S CONSOLE – A653-591-001-0.....	180
7.3 – PLM MECTRON ACCESSORY IN CB – A655-486-000-0.....	181
8 - PLM MONITEX ACCESSORY.....	183
8.1 – KIT PLM MONITEX – ASSISTANT’S CONSOLE – A653-999-004-0.....	183
8.2 - PLM MONITEX ACCESSORY – ASSISTANT’S CONSOLE – A653-592-001-0.....	183
8.3 – PLM MONITEX ACCESSORY IN CB – A655-487-000-0.....	184
9 - DIPLOMAT CAMERA ACCESSORY.....	187
9.1 – KIT DIPLOMAT CAMERA – ASSISTANT’S CONSOLE – A653-999-006-0.....	187
9.2 - DIPLOMAT CAMERA ACCESSORY – ASSISTANT’S CONSOLE – A653-595-010-0.....	187
9.3 – DIPLOMAT CAMERA ACCESSORY – A655-490-000-0.....	188
10 - EJECTOR ACCESSORY.....	189
10.1 - KIT EJECTOR – ASSISTANT’S CONSOLE – A653-999-005-0.....	189
10.2 - EJECTOR ACCESSORY – ASSISTANT’S CONSOLE – A653-590-001-0.....	189
11 - LARGE AND SMALL SALIVA SPIRATOR ACCESSORY – A653-596-001-0.....	191
D - DENTISTS ARM.....	193
1 – FIXED DENTISTS ARM ANCHORED – A655-050-017-0.....	194
2 – FIXED DENTISTS ARM ANCHORED WITHOUT LIGHT – A655-050-018-0.....	196

E - DENTIST CONTROL PANELS OVERHEAD LINE	199
1- CONTROL PANEL 5I – OVERHEAD LINE – A653-150-001-1.....	200
1.1-TABLET HOLDER – RIGHT – A653-150-045-0	206
1.2 - ACC.HANDLE FOR PNEUMATIC BRAKE RIGHT - A653-150-005-0	207
1.3 - ADD. FIXED HANDLE - A653-150-006-0.....	209
2- CONTROL PANEL 6I – OVERHEAD LINE – A654-150-001-1	210
2.1 - TABLET HOLDER – RIGHT – A653-150-045-0	217
2.2 - ACC.HANDLE FOR PNEUMATIC BRAKE RIGHT - A653-150-005-0	218
2.3 - ADD. FIXED HANDLE - A653-150-006-0.....	219
3- SETS FOR ROTARY INSTRUMENTS.....	220
3.1 - SET FOR 2 ROTARY INSTRUMENTS – A653-150-032-0	220
3.2 - SET FOR 3 ROTARY INSTRUMENTS – A653-150-033-0	221
3.3 - SET FOR 4 ROTARY INSTRUMENTS – A653-150-034-0	221
4- PROPORTIONAL VALVE ACCESSORY	222
4.1 – KIT – PROPORTIONAL VALVE – A653-999-034-0.....	222
4.2 - PROPORTIONAL VALVE ACCESSORY – A653-292-001-0.....	222
5- WHIP DETENT ACCESSORY – A653-294-001-0.....	224
5.1- KIT FOR WHIP INSTALL – 5I – A653-999-027-0.....	226
5.2 - KIT FOR WHIP WITH DETENT – 5I – A653-999-028-0.....	226
5.3 - KIT FOR WHIP INSTALL – 6I – A653-999-032-0	227
5.4 - KIT FOR WHIP WITH DETENT – 6I – A653-999-028-0.....	227
6- TRAY CONSOLES.....	228
6.1 - DENTIST’S TRAY CONSOLE – A653-300-001-2.....	228
7- SYRINGES ACCESSORIES	229
7.1 - ACC. SYRINGE MINILIGHT 6F IN CP – A653-160-001-0.....	229
7.2 - ACC. SYRINGE MINIM.MINIASA.MINILIGHT 3F IN CP – A653-161-001-0.....	232
7.3 - ACC. HYGIENE FOR SYRINGE IN CP – A653-162-001-0	234
8- TURBINES ACCESSORIES	237
8.1 - ACC. TURBINES – A653-170-001-0	237
8.2 - ACC. TURBINES WITH REGULATION – A653-171-001-0	240
8.3 - ACC. 2 TURBINES WITH REGULATION – A653-173-001-0	242
9- MOTOR ACCESSORIES (DX).....	244
9.1 - ACC. MICROMOTORS DX AND DX BLUE – A653-180-001-0	244
9.2 - EL. CONNECTION OF MOTOR TO MODULE MB30.V1 FOR DX – A653-180-026-0	247
9.3 - EL. CONNECTION OF MOTOR TO MODULE MB30+AN03.V1 FOR DX BLUE – A653-180-027-0	249
9.4 - ACC. MICROMOTORS DX PRO A DX PRO BLUE – A653-181-001-0	251
9.5 - ACC. MICROMOTORS DX SRG – A653-182-001-0	253
9.6 - EL. CONNECTION MOTOR MODULE MB92.V1 FOR DX PRO MOTORS – A653-180-028-0 ...	255
9.7 - EL. CONNECTION MOTOR MODULE MB92 BLUE.V1 FOR DX PRO BLUE – A653-180-029-0	256
10 - SCALERS.....	258
10.1 - UOZK EMS.....	258
10.1.1 - KIT EMS FS-433 WITHOUT LIGHT – A653-999-008-0	258
10.1.2 - ACC. UOZK EMS FS-432 LED – A653-200-001-0	258
10.1.3 - ACC. UOZK EMS FS-433 – A653-201-001-0.....	260
10.1.4 - ACC. UOZK EMS LIGHT FS-367 – A653-202-001-0.....	262
10.2 - UOZK SATELEC	265
10.2.1 - KIT SATELEC SP XINETIC WITHOUT LIGHT – A653-999-009-0.....	265
10.2.2 -ACC. UOZK SATELEC ACTEON XINETIC – A653-210-001-0	266
10.2.3 - ACC. UOZK SATELEC NEWTRON – A653-211-001-0.....	268
10.2.4 - ACC. UOZK SATELEC NEWTRON LED – A653-212-001-0	270
10.3 - UOZK LM	272
10.3.1 - ACC.UOZK LM PROPOWER C ULTRALED – A653-220-001-0.....	272
10.4 - UOZK NSK	273
10.4.1 - ACC. UOZK NSK – A653-230-001-0.....	273
10.4.2 - ACC. UOZK NSK VA 170 LED-LUX – A653-231-001-0.....	275
10.5 - UOZK WOODPECKER	277

10.5.1 - KIT WOODPACKER UDS-N3 LED – A653-999-010-0	277
10.5.2 - ACC. UOZK WOODPECKER – A653-240-001-0	278
10.6 - PLM.....	280
10.6.1- ACC. PLM MECTRON IN CP – A653-280-001-0.....	280
11 - PERILSTATIC PUMP, WATER HEATER.....	284
11.1 -ACC. PERILSTATIC PUMP OVERHEAD LINE – A653-290-001-0	284
F - DENTIST CONTROL PANELS BOTTOM LINE.....	286
1 - CONTROL PANEL 5I BOTTOM LINE – A653-700-001-1	287
1.1 - TABLET HOLDER – RIGHT - A653-150-045-0.....	291
1.2 – ACC. FIXED HANDLE – A653-150-006-0.....	292
1.3 -ACC. HANDLE FOR PNEUMATIC BRAKE, RIGHT - A653-150-005-0	293
2 - CONTROL PANEL 6I BOTTOM LINE – A654-700-001-1	295
2.1 - TABLET HOLDER – RIGHT - A653-150-045-0.....	300
2.2 – ACC. FIXED HANDLE – A653-150-006-0.....	301
2.3 -ACC. HANDLE FOR PNEUMATIC BRAKE, RIGHT - A653-150-005-0	302
3 - ACC. BLANK – A653-600-001-0	304
4 - SETS FOR ROTARY INSTRUMENTS.....	305
4.1- SET FOR 2 ROTARY INSTRUMENTS – A653-150-032-0	305
4.2 - SET FOR 3 ROTARY INSTRUMENTS – A653-150-033-0	306
4.3- SET FOR 4 ROTARY INSTRUMENTS – A653-150-034-0	306
5 - ACC. PROPORTIONAL VALVE – A653-292-001-0	307
6 - WHIP DETENT ACCESSORY – A653-294-001-0.....	308
7- TRAY CONSOLES.....	310
7.1-TRAY CONSOLE – LATERAL, STRAIGHT – A653-301-000-0.....	310
7.2 -TRAY CONSOLE BL – A653-310-001-0.....	312
8 - SYRIGNES ACCESORY.....	314
8.1 - ACC. SYRINGE MINILIGHT 6F IN CP – A653-760-001-0.....	314
8.2 - ACC. SYRINGE MINIM.,MINIAS, MINILIGHT 3F IN CP – A653-761-001-0.....	316
8.3 - ACC. HYGIENE SYRINGE IN CP – A653-762-001-0.....	317
9 - TURBINES ACCESSORY.....	320
9.1 - ACC. TURBINES – A653-770-001-0	320
9.2 - ACC. TURBINE WITH REGULATION – A653-771-001-0	323
9.3 - ACC. 2 TURBINES WITH REGULATION – A653-773-001-0	326
10 - MOTORS ACCESSORY.....	329
10.1 - ACC. MICROMOTOR DX AND DX BLUE – A653-780-001-0.....	329
10.2 -EL. CONNECTION MOTOR.MODULE MB30.V1 FOR DX – A653-180-026-0	331
10.3 - EL. CONNECTION MOTOR. MODULE MB30+AN03.V1 FOR DX BLUE – A653-180-027-0 ...	333
10.4 - ACC. MICROMOTORS DX PRO AND DX PRO BLUE – A653-781-001-0	335
10.5 - ACC. MICROMOTORS DX SRG – A653-782-001-0	338
10.6 - EL. CONNECTION MOTOR. MODULE MB92.V1 FOR DX PRO MOTORS – A653-180-028-0	339
10.7 - EL. CONNECTION MOTOR.MODULE MB92 BLUE.V1 FOR DX PRO BLUE – A653-180-029-0	341
11 - SCALERS.....	343
11.1 - UOZK EMS.....	343
11.1.1 - KIT EMS FS-433 WITHOUT LIGHT – A653-999-008-0	343
11.1.2 - ACC. UOZK EMS FS-433 – A653-801-001-0.....	343
11.1.3 - ACC. UOZK EMS FS-432 LED – A653-800-001-0	346
11.1.4 - ACC. UOZK EMS LIGHT FS-367 – A653-802-001-0.....	348
11.2 - UOZK SATELEC	350
11.2.1 - KIT SATELEC SP XINETIC WITHOUT LIGHT – A653-999-009-0.....	350
11.2.2 - ACC. UOZK SATELEC ACTEON XINETIC – A653-810-001-0	351
11.2.3 - ACC. UOZK SATELEC NEWTRON – A653-811-001-0.....	354
11.2.4 - ACC. UOZK SATELEC NEWTRON LED – A653-812-001-0	357
11.3 - UOZK LM	360
11.3.1 - ACC. UOZK LM PROPOWER C ULTRALED – A653-820-001-0.....	360
11.4- UOZK NSK	363
11.4.1 - ACC. UOZK NSK – A653-830-001-0.....	363

11.4.2 - ACC. UOZK NSK VA 170 LED-LUX – A653-831-001-0.....	366
11.5- UOZK WOODPECKER	368
11.5.1 - KIT WOODPACKER UDS-N3 LED – A653-999-010-0	368
11.5.2 - ACC. UOZK WOODPECKER – A653-840-001-0	369
12 - PLM MONITEX, MECTRON.....	372
12.1 - ACC. PLM MECTRON IN CP – A653-880-001-0.....	372
12.2 - ACC. PLM MONITEX IN CP – A653-881-001-0	374
13- PERILSTATIC PUMP, WATER HEATING.....	376
13.1 - ACC. PERILSTATIC PUMP OVERHEAD LINE – A653-890-001-0	376
13.2 - ACC.COOLING WATER HEATING IN CP – A653-891-001-0.....	378
13.2.1 - HEATER - A653-291-041-0.....	379
G POSTS, MONITOR HOLDERS.....	380
G1-FIXED POST.....	381
1 - FIXED POST – ASS. WITHOUT MONITOR – A653-090-030-1.....	381
2 - FIXED POST – ASS. WITH MONITOR – A653-090-040-1	382
G2-TRAY TABLE AT CS.....	383
1-TRAY TABLE AT CS – A653-040-001-0	383
G3-MONITOR HOLDER.....	384
1 - ACC. MONITOR SOURCE – A653-002-000-0.....	384
2 - ACC. BLACK MONITOR SOURCE – A653-002-001-0.....	387
3 - MONITOR ARM – A653-100-001-0	390
4 - KIT MONITOR ARM WITH BINDING – A653-999-011-0.....	391
5 - KIT MONITOR ARM WITHOUT BINDING – A653-999-012-0.....	391
H PANTOGRAPHIC LIGHT ARM, OPERATING LIGHTS, CUSPIDOR BLOCK POST ASSEMBLY	392
1 - PANTOGRAPHIC LIGHT ARM – A653-020-001-1.....	393
2 - XENOS LIGHT – A653-900-001-0.....	397
2.1 – ACC. XENOS WITH SENSOR – A653-900-002-0	401
3 – PANTOGRAPHIC LIGHT ARM – FARO – A653-020-002-1.....	402
4 – LIGHT FARO MAIA – A653-901-001-0.....	405
I FOOT CONTROLLERS	407
I1 CABLE FOOT CONTROLLERS.....	408
1 - UNIVERSAL FOOT CONTROLLER (UNO) – A653-010-001-0.....	408
2 - COMBINED FOOT CONTROLLER (NOK) – A653-011-001-0.....	416
I2 WIRELESS FOOT CONTROLLES.....	420
1 - UNIVERSAL FOOT CONTROLLER (UNO) RF – A653-010-002-0.....	420
2 - COMBINED FOOT CONTROLLER (NOK) RF – A653-011-002-0	425
3 - ACC. RF FC IN EB – A653-010-003-0.....	429
I1 – FOOT CONTROLLER CALIBRATION AND POTENTIOMETER SET-UP	431
J OTHERS	433
1- PARTS FOR THE INSTALATION – A655-110-001-0.....	434
2 – BASE PLATE MODEL PRO 600, 800 – A655-070-000-0	435
K ASSEMBLY AND INSTALATION.....	436
1 - PRE-INSTALLATION REQUIREMENTS.....	437
2-INSTALATION PLAN	440
Installation of water battery.....	444
COMMISSIONING OF THE DENTAL UNIT	445
LEVELLING THE DENTIST’S CONTROL PANEL.....	445
ADJUSTING THE HORIZONTAL POSITION OF THE TRAY TABLE	449
WATER, AIR, VACUUM AND DRAIN CONNECTIONS	451
M – SERVICE SETTINGS, ELECTRICAL CONNECTIONS, SCHEMATICS.....	458
M1 – SERVICE SETTINGS	459
General service settings.....	459

<i>Modification of service settings for instruments</i>	459
<i>Definition and assignment of tools</i>	459
M2 – FACTORY SETTINGS	459
M3 – LIST OF ERROR CODES	459
M4 – DESCRIPTION OF ELECTRONIC MODULES	462
M5 – ELECTRICAL SCHEMATICS	466
SAFETY SENSORS.....	490
N – CHECK OF SETTINGS AND FUNCTIONS.....	491
O – MAINTENANCE AND REPAIR INSTRUCTIONS.....	492
O1. MAINTENANCE	492
O2. LUBRICATION.....	492
O3. INSPECTIONS DURING THE WARRANTY PERIOD	492
O4. POST-WARRANTY INSPECTIONS AND TECHNICAL AUDITS:	492
O5. WEK SERVICING	492
P – CLEANING, DISINFECTION, STERILISATION	493
Q – CLAIMS.....	494
Q1. WARRANTY CLAIMS INVOLVING SPARE PARTS	494
Q2. WARRANTY CONDITIONS	499
Q3. WARRANTY PERIODS	499

1 PRODUCT DATA

1.1 Intended use of the dental unit

The dental unit is used to support and position the patient, to supply the necessary leads for instruments and for dental treatment of the patient by the dentist. The dental unit is a device comprised of individual elements, devices and instruments that create a functional unit for dental treatment.

Only a trained dentist is permitted to use the dental unit. Installation, set-up and adjustments may only be performed by a qualified and authorised service technician certified to conduct these activities. The conditions for the use of utility services and installation specified in these service instructions must also be met.

Product description

Diplomat Model Pro 500 and Model Pro 700 are dental units that support a chair. Model Pro 600 and Model Pro 800 are stationary dental units with an integrated chair. All dental unit models are composed of the same functional parts. These are the parts of the patient's chair: the cuspidor block, the arm carrying the dentist's console and the dentist's tray, the light arm with the light and assistant's arm with the assistant's console. The foot controller controls instruments at the dentist's console and other functions of the dental unit. A touch tablet functions as the control panel at the dentist's console. All functions of the dental unit may be controlled using the app on the tablet. The cuspidor block may be equipped with various suction devices, and a variety of different types of amalgam separators. The dental unit may be equipped with a system of water and suction connections for dental hygiene instruments with various degrees of automation. A monitor arm with a monitor and an additional arm with a storage tray are optional accessories that may be mounted on the lamp arm post.

Product	Instrument hose routing	Number of instruments	Configuration
Model Pro 600	upper lower	5	Stationary
Model Pro 800	upper lower	6	Stationary

Instruments

- Syringe
- Rotary instruments:
 - Turbine (max. 3)
 - BLDC micro motor (max. 3)
 - Surgical micro motor (max. 1)
- Ultrasonic scaler
- Polymerising lamp

Parts of the unit that come into contact with the patient:

- Seat
- Backrest
- Headrest
- Armrest
- Instruments

i. All instruments except the polymerising lamp may be equipped with a light

i. Optional accessories (see the valid price list)

Indications, contraindications for the medical device:

Indications: This equipment is designed to prevent, treat, or ameliorate disease in the patient's oral cavity

Contraindications: none known

Patient profile:

- Age: adult population, children aged 3 and above
- Weight: up to a patient weight of 200 kg
- Health:
 - suitability for treatment and exclusion of the contraindications for the patient occurs during examination by a dentist
- Nationality: not applicable

Body part or type of tissue: patient's oral cavity



Do not use any medical device if you suspect it may be damaged or not working properly. Contact an authorised service technician.














1.2 Technical details

Dental unit	Value
Supply voltage:	220–240 V ~ 100–127 V ~
Frequency:	50/60 Hz
Max. input:	400 VA
Connection with tablet - Bluetooth®	2.402 GHz / 2.480 GHz
Inlet air pressure:	0.45–0.8 MPa
Inlet water pressure:	0.3–0.6 MPa
Net weight of unit (Model Pro 600, 800):	145 + max. 20 kg
Gross weight of unit (Model Pro 600, 800):	210 + max. 35 kg
Type of protection against electric shock:	Protection class I instrument
Degree of protection against electric shock:	Type B attaching parts
Degree of protection by cover:	IP21
Water temperature for the cup (if a boiler is fitted):	25–35 °C
Load capacity of the unit (EN ISO 7494-1)	max. 200 kg
Load capacity of the storage table on the lamp arm:	1.5 kg
Load capacity of the dentist's element tray table:	1.5 kg
Mode of operation	Permanent with intermittent loading typical of standard dental work

Chair	Value
Chair height range above the ground:	
<ul style="list-style-type: none"> Model Pro 600, Model Pro 800 with tilting / without tilting 	350 mm - 820 mm ± 20 mm
Cradle function range of the back-rest from the vertical plane:	
<ul style="list-style-type: none"> with cradle function: without cradle function: 	30° ± 2° to 96° ± 2° 36° ± 2° to 94° ± 2°
The seat cradle function from a horizontal plane in the version without cradle function:	26° ± 2°
The seat cradle function range from a horizontal plane in the version with cradle function:	20° ± 2° to 28° ± 2°
Vertical movement in the unloaded state:	max. 19 s
Movement of the back-rest in the unloaded state:	max. 13 s
Chair load capacity (EN ISO 7494-1)	max. 200 kg
Weight of the chair brutto (Model Pro 600, 800):	115 + max 20 kg
Operating mode:	1:9
Chair noise:	max. 54 dB

Expanded external panel	Value
Voltage	220–240 V ~ 100–127 V ~
Output air pressure	0.45–0.8 MPa
Output water pressure	0.3–0.6 MPa

1.3 Symbol used

Symbol	Description	Symbol	Description
	Attention, Caution, Warning		Applied part type B
	Note	IP21	Level of moisture protection
	Serial number		CE marking - product meets EU legislative requirements
	See the Manual		Sterilisable in a steam sterilizer (autoclave) at 135 °C
	Date of manufacture		The equipment is classified as hazardous waste – please dispose of the equipment at an authorised waste collection facility
	Manufacturer		Class II protection device
	Proceed according to the Manual		Medical device

1.4 General conditions

The following instruments may be mounted to the control panel:

Condition	Note
At least 1 syringe	
Up to 4 rotary instruments	
Up to 5 light instruments	
Up to 3 turbines	
Up to 3 DLBC micro motors with lights:	Up to 3x DX motors or 3x DX Pro motors Up to 3x DX BLUE motors or 3x DX Pro BLUE motors Up to 2x DX Pro + 1x SRG Up to 2x DX PRO BLUE + 1x SRG
1 scaler	Scaler
1 polymerising / light curing lamp (LED)	
1 blaster	sand blaster

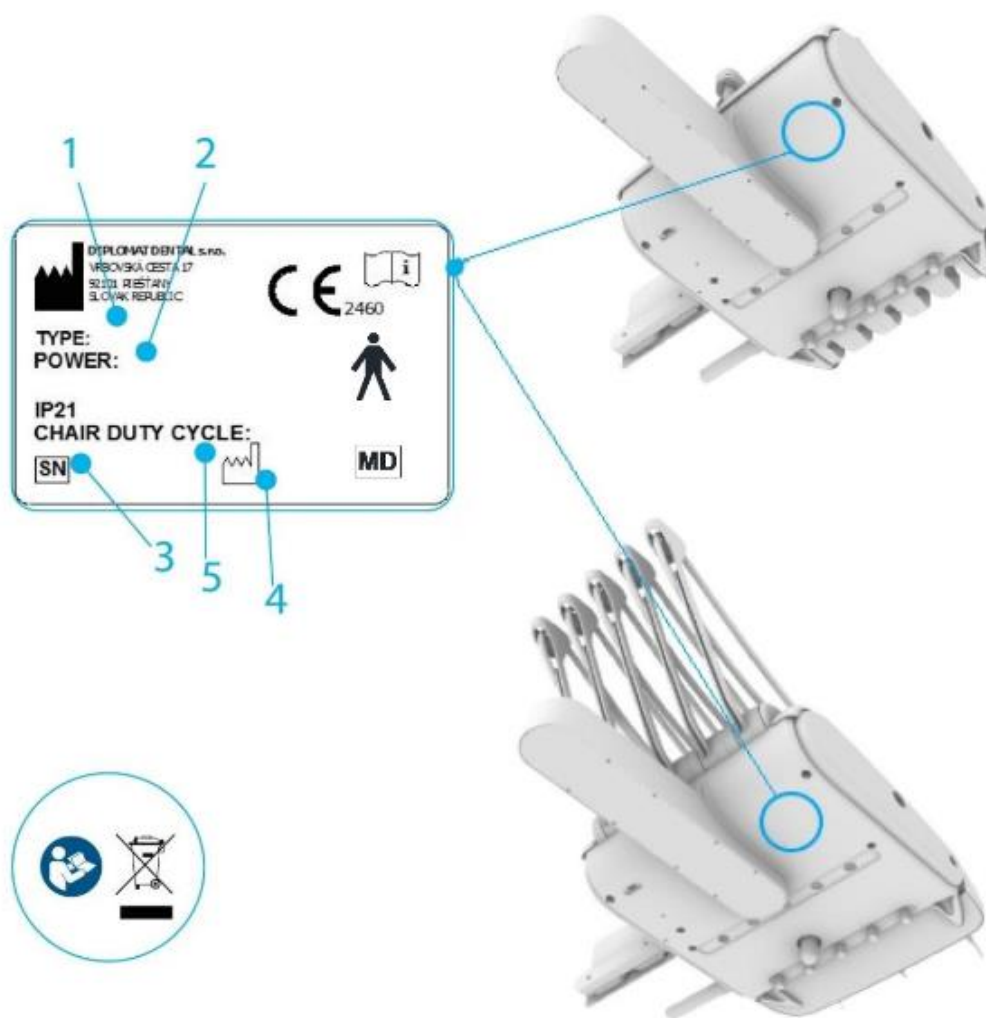
The following acronyms and abbreviations are used in the manual:

UOZK – ultrasonic scaler (to remove plaque),
PLM – polymerising / light curing lamp,
BLDC motor – brushless motor.

1.5 Location of labels

Label description:

1. Unit nameplate
2. Basic electrical parameters
3. Serial number
4. Date of manufacture
5. Mode of chair operation



1.6 Organisation of the manual

1. Symbol ">>"

The symbol >> indicates that a specific item is broken down into smaller details. Example:

Pos.	Item no.	Product name	Unit	Quantity	SP
001>>	A653-150-006-0	ACC. FIXED GRIP	PC.	1,00	x

2. Recurring breakdowns of items

A breakdown of items that is identical for 2 or more subchapters is located at the end of the chapter.

Example:

Chapter XXX (CONTROL PANEL ACCESSORY) has an item that is common to multiple accessories. This item is then specified at the end of chapter XXX.

Pos.	Item no.	Product name	Unit	Quantity	SP
001>>	A653-150-020-0	SOLENOID VALVE, COMPLETE	PC.	1,00	x

3. Blueprints

Examples:

A solid line delineates those items involved in a specific section

4. Numbered positions in tables

Position numbers 1 to 899 are related to structural components.

Pos.	Item no.	Product name	Unit	Quantity	SP
001	ME405658.018	VALVE, V 165V06 ZE30C	PC.	1,00	
002	ME336401.008	ADAPTER M5210-1	PC.	2,00	

Numbers 901 and higher are related to electrical connections.

Pos.	Item no.	Product name	Unit	Quantity	SP
901	ME374100.037	WIRE, YV - GN	PC.	2,00	
906	ME375000.010	INSULATED CRIMP FITTING - NITI 0.25x8 BU	PC.	2,00	
907	ME375000.003	INSULATED CRIMP FITTING - NITI 0.5x8 WH	PC.	1,00	

5. Quantity field

If the quantity field is empty or is OPTIONAL, there are multiple variants for the given item and it is necessary to specify the variant or colour option that is ordered.

Pos.	Item no.	Product name	Unit	Quantity	SP
005>>	V628.60-05-00.P	ACC. FIXED BOWL	PC.	OPTIONAL	
005>>	V628.60-05-00.O	ACC. CLASSIC ROTATING BOWL	PC.	OPTIONAL	
005>>	V628.60-05-00.L	ACC. LUX ROTATING BOWL	PC.	OPTIONAL	
006>>	V608.01-02-00.4	AIR REGULATOR	PC.	1,00	
009>>	V628.73-00-00	ACC. WITHOUT WATER REGULATOR	PC.		
009>>	V628.74-00-00	ACC. WITH WATER REGULATOR	PC.		

1.7 Ordering the spare parts

Item no.	Product name	SP
A653-001-040-0 K-001	POWERBLOCK /UNPAINTED/	X
A653-001-040-0 K-002	POWERBLOCK /PAINTED_GLOSS/	X
A653-001-040-0 K-003	POWERBLOCK /PAINTED_MATTE	X



Only use original and approved spare parts and components that do not compromise the performance, safety characteristics or the intended use of the medical device.

Code K-001, K-002, K-003

Paint colour, e.g. matte paint, etc. is designated by the Configuration Code (e.g. K-001). Do not forget to specify the correct configuration when ordering spare parts.

The individual configurations are colour coded for easier orientation:

015	ME321822.093	BASE COVER B_UNPAINTED	OPTIONAL	PC.	X
015	V653-001-101-0	BASE COVER B_WHT_GLOSS	OPTIONAL	PC.	X
015	V653-001-101-0	BASE COVER B_WHT_MATTE	OPTIONAL	PC.	X

This configuration is shown at the beginning of the chapter with parts available in different configurations in the table after the underscore at the part number and then in the product name:

The order numbers for spare parts are then provided in the main parts list for every configuration:

Please provide the following when ordering spare parts:

Example 1 (without configuration):

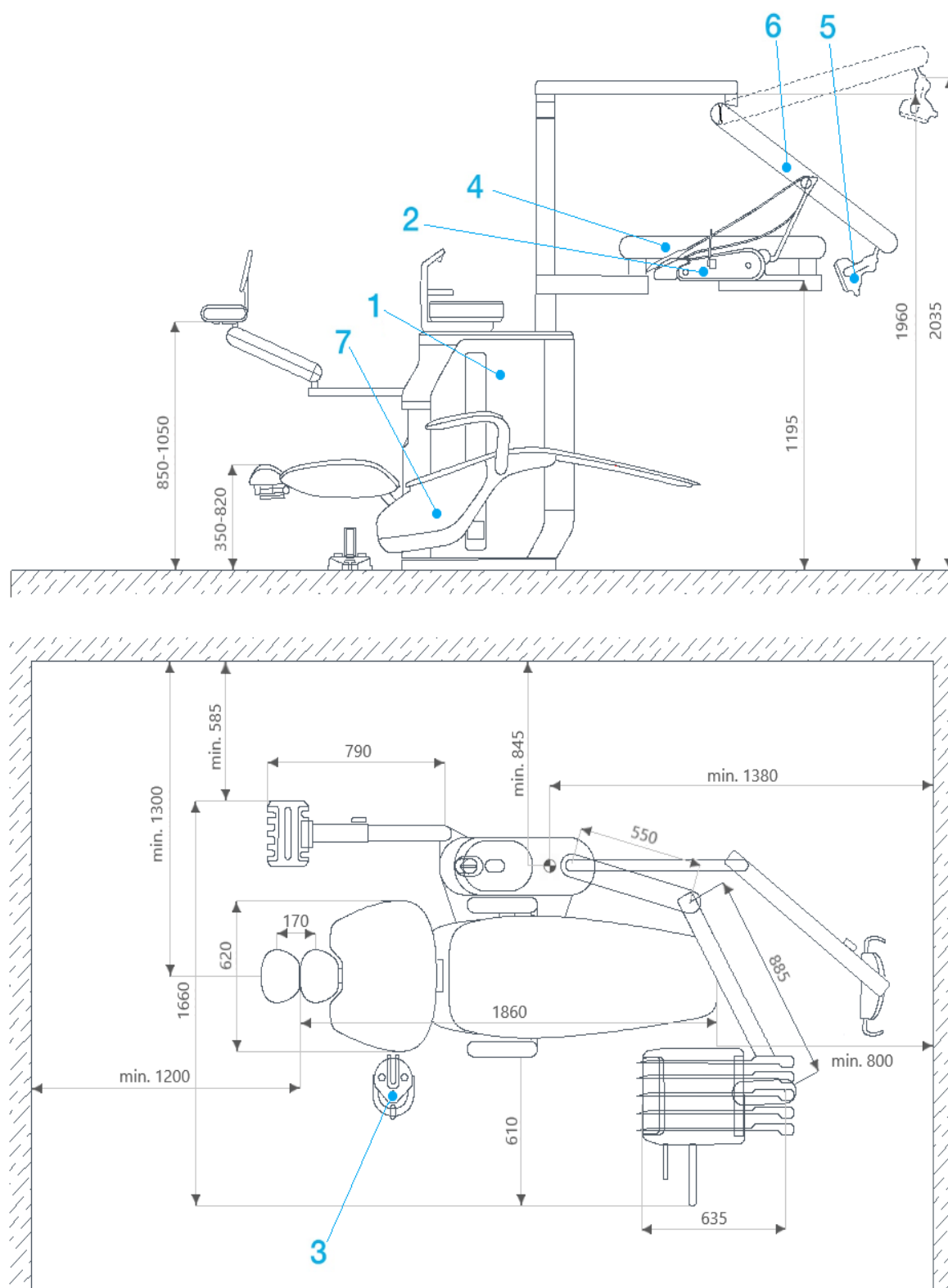
1.	Name of the spare part (mechanical component)	DOOR, COMPLETE
2.	Order number	V628.60-10-00
3.	Serial number of the dental unit	12345678
4.	Quantity	1 pc.

Example 2 (with configuration):

1.	Name of the spare part (mechanical component)	PANTOGRAPHIC ARM
2.	Order number	V628.10-00-00.1 K-001
3.	Serial number of the dental unit	12345678
4.	Quantity	1 pc.

1.8 Main parts of the dental unit

Stationary dental units Model Pro 600, Model Pro 800



1. Cupsidor block with assistant's arm,
2. Control panel,
3. Foot Controller,
4. Pantographic control panel arm

5. Operating light,
6. Pantographic light arm,
7. Dental chair.

2. USING THE TABLET

2.1 Installing the Diplomat Connect application

i. Subchapter 4.1 of the Dental Unit User Manual provides details on installing the Diplomat Connect application

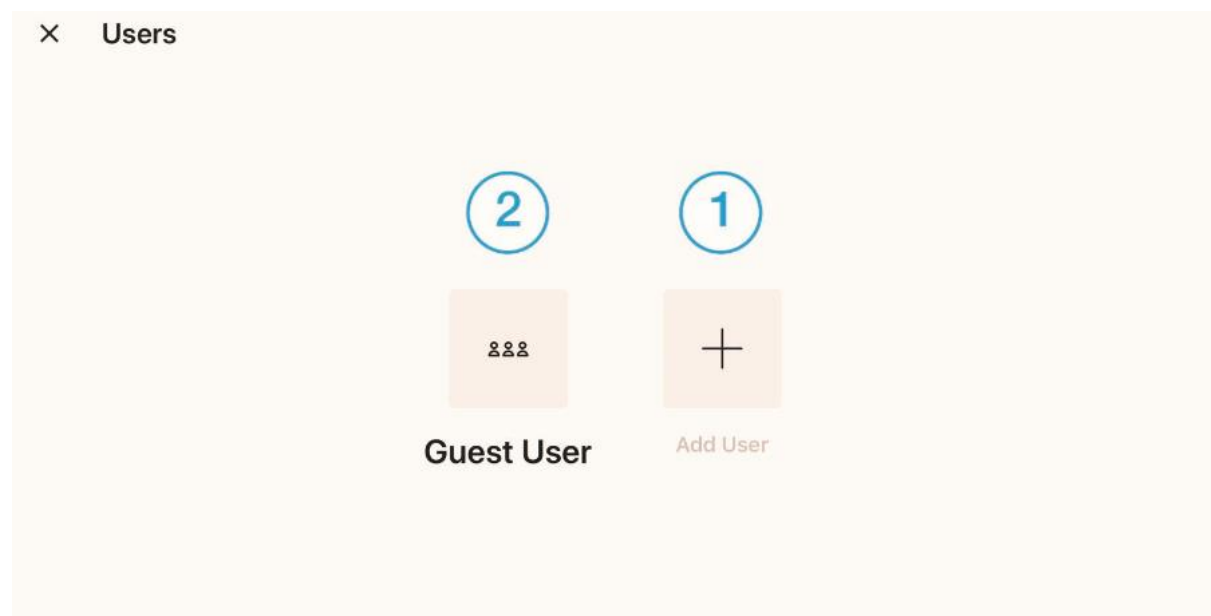


The Diplomat Connect application is available in the App Store for iPads and in Google Play for Android tablets.

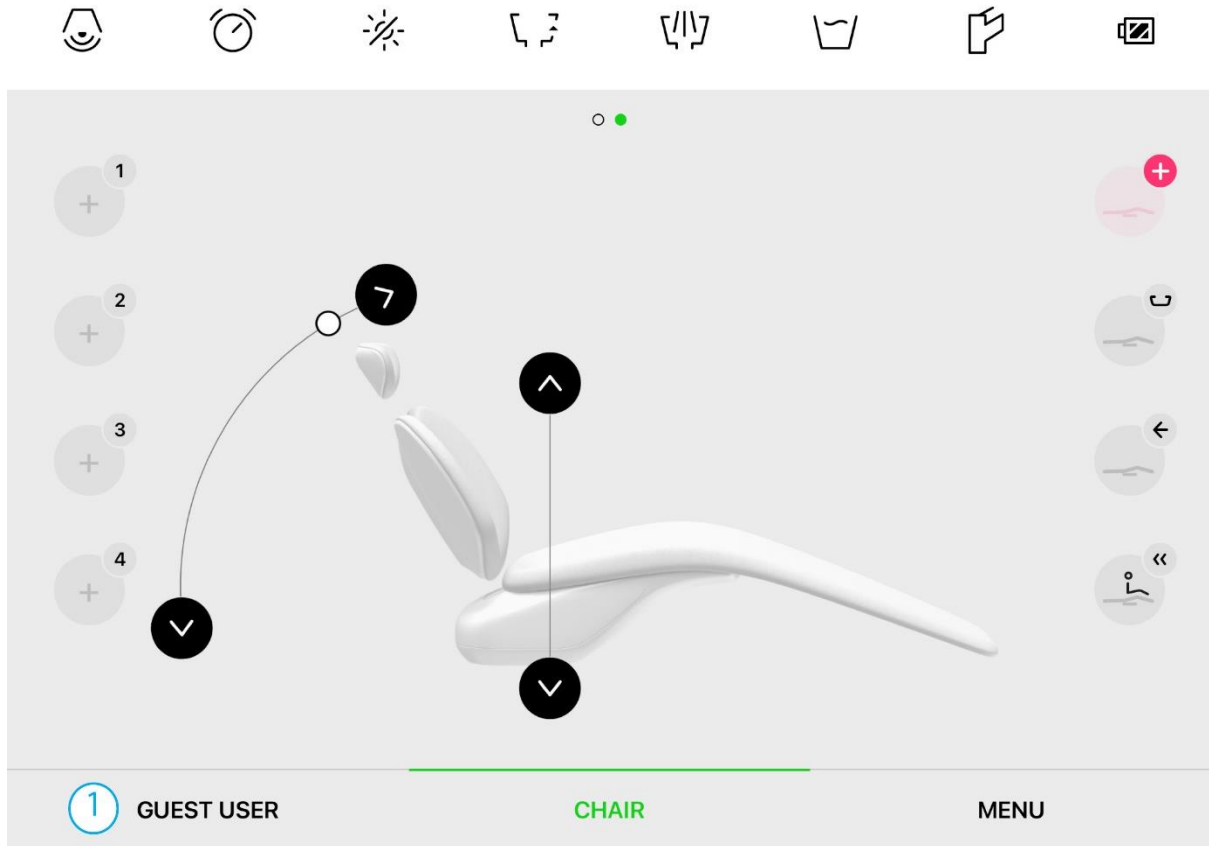
Users

The Users screen opens automatically when the application is launched.

1. Press 1. to create a new user.
2. Press 2. to continue as a GUEST USER.



3. The Users screen is accessed by pressing the button showing the current user1. (GUEST USER)



Creating a new user account

The Diplomat Connect application may only be used to create a “dentist” account. This type of account can control the dental unit at the level of a dentist user. The application cannot be used to make service changes to the dental unit.

Please contact the Diplomat Dental service department or your business partner to change a “dentist” account to a “service technician” account.

You may automatically receive a service account by participating in technical training and after receiving service technician certification.

- i. This procedure requires an Internet connection

← **Create an account**

FIRST NAME	LAST NAME
Demo	User

EMAIL

demouser@diplomat-dental.com

PASSWORD

1

CREATE

OR

LOGIN

1. Fill in the empty fields,
2. Press 1 - CREATE

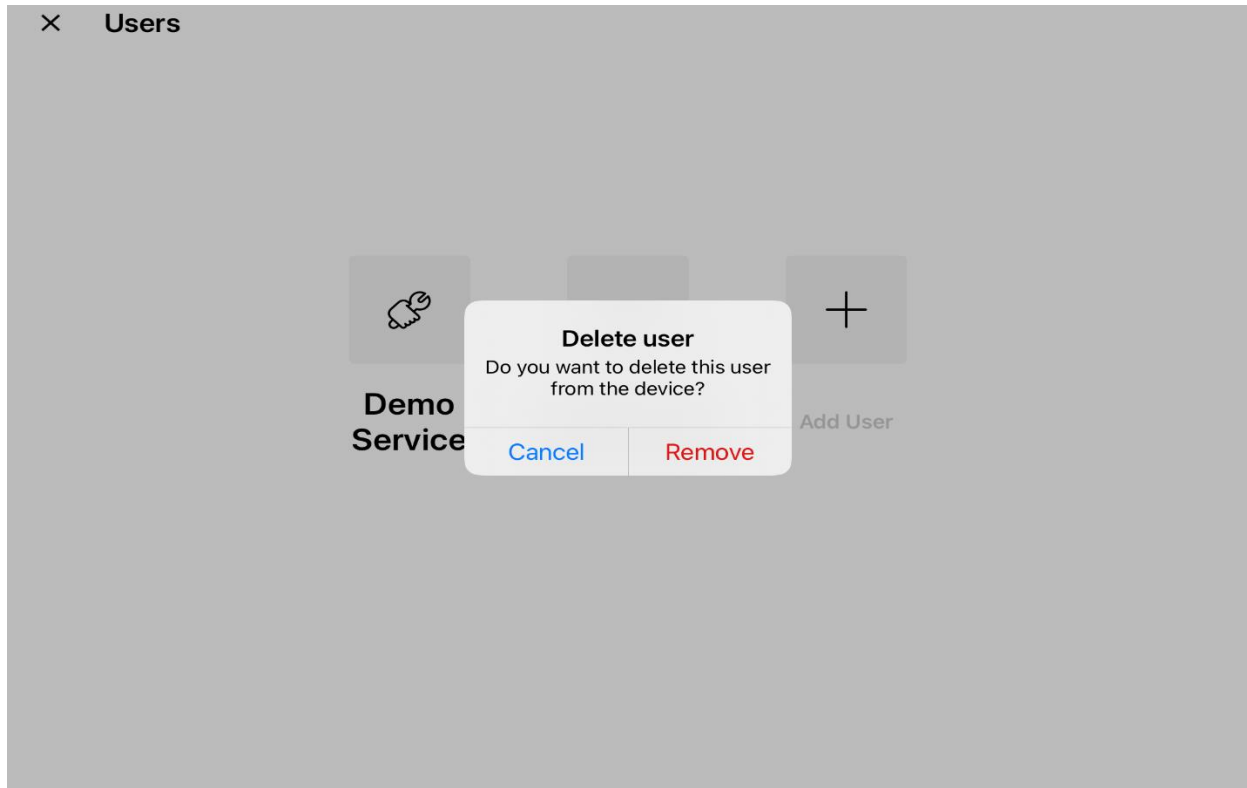
[Adding a user to the list / Logging in to an existing account / Logging out of a user](#)

i. Subchapters 4.2.2 and 4.2.3 of the Dental Unit User Manual detail the process of adding a user to the list / logging in to an existing account / logging out a user.

Deleting a user from the list

- i. The Guest user and the user currently logged in cannot be deleted from the list.
- i. We recommend that the "service technician" type user be removed from the list of users once service work is complete.

1. Press and hold the icon of the user you want to delete from the list,
2. Cancel (1) or confirm (2) the deletion of a user from the list.



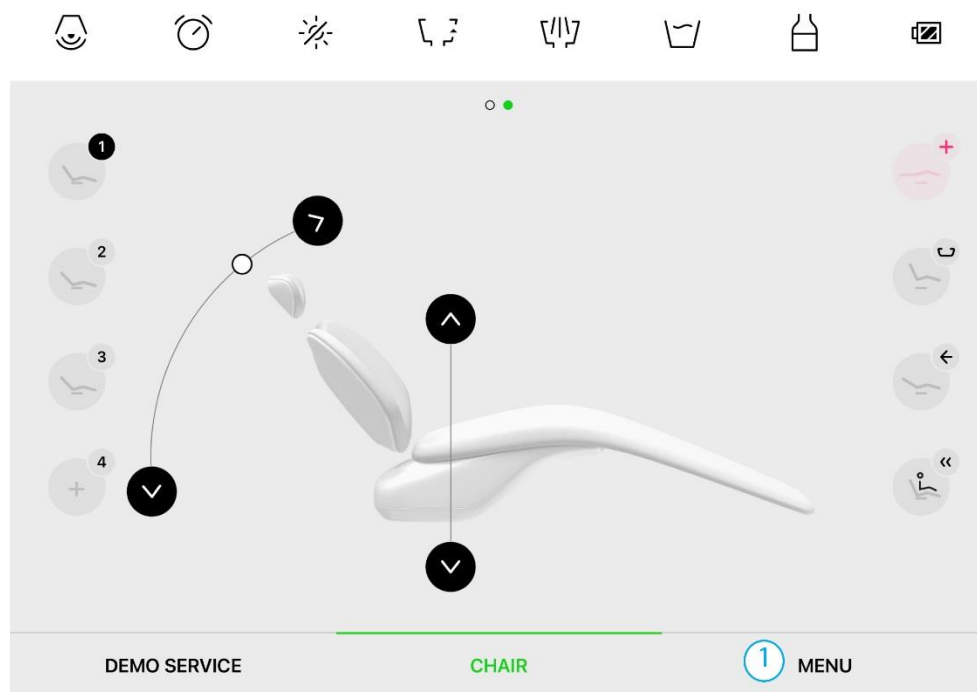
Connecting the tablet to the dental unit

- i. Subchapter 4.3 of the Dental Unit User Manual details the process of connecting the tablet to the dental unit

3 SERVICE CONFIGURATION OF THE DENTAL UNIT USING THE APPLICATION

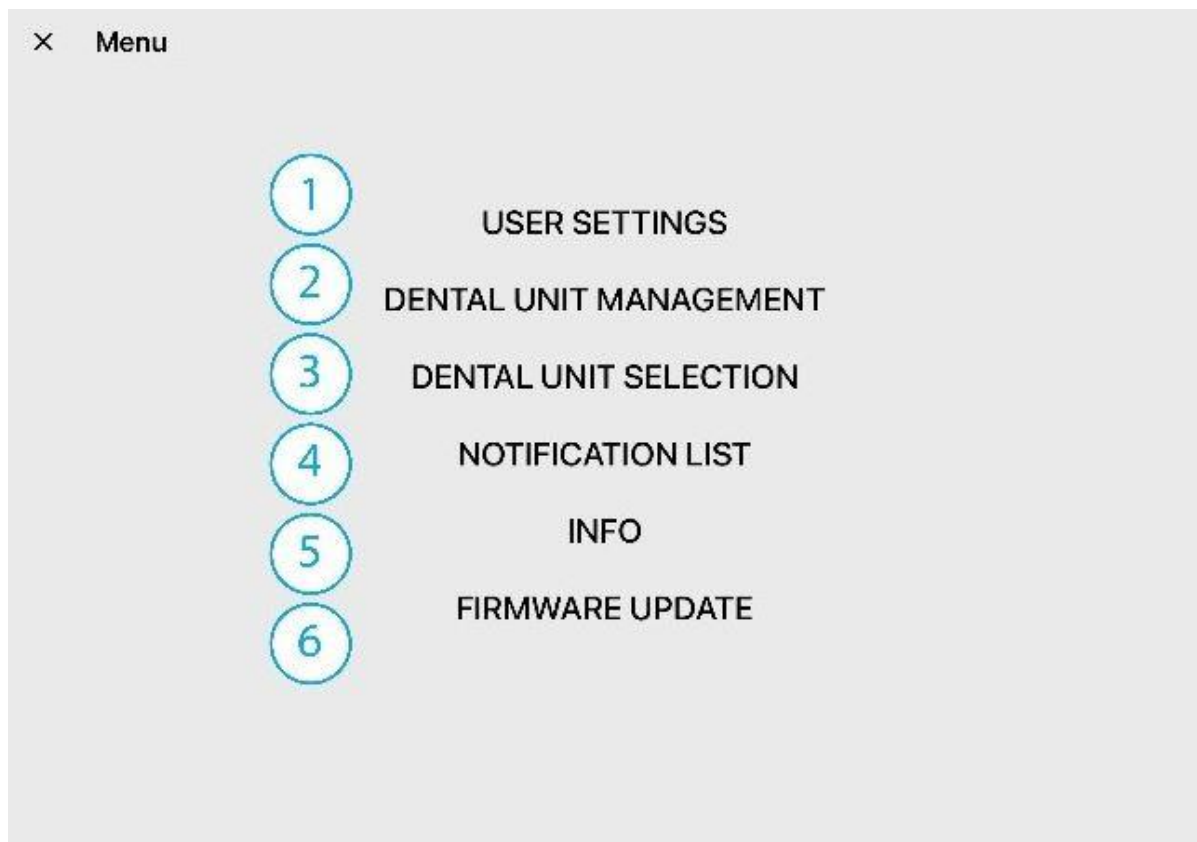
3.1 Dental unit management

Press the 1. MENU button on the home screen to access dental unit management settings.




This brings up the menu with items accessible to service technicians:

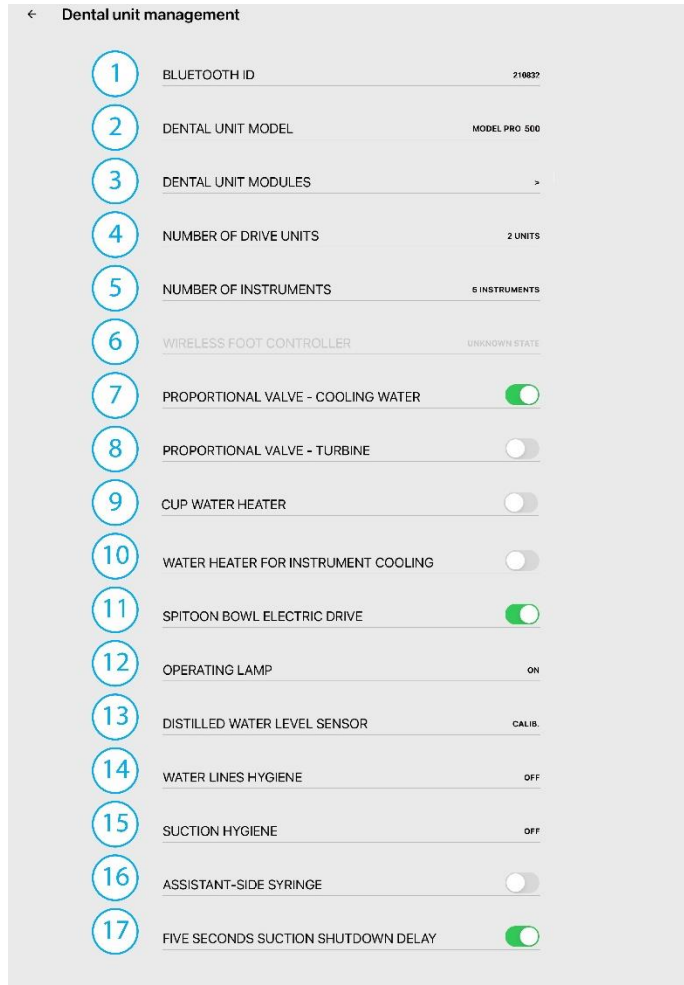
1. Press 1 for user settings (see the Manual),
2. Press 2 for dental unit management,
3. Press 3 to select a dental unit (see the Manual),
4. Press 4 for the list of notifications,
5. Press 5 for information about the dental unit,
6. Press 6 for a firmware update.



Dental unit configuration

There are two types of items for dental unit management:

1. An item with the  button only activates or deactivates a functionality of the unit,
2. An item with a configuration value (e.g. **5 INSTRUMENTS**) is active, and clicking on the item shows another screen with configuration options.



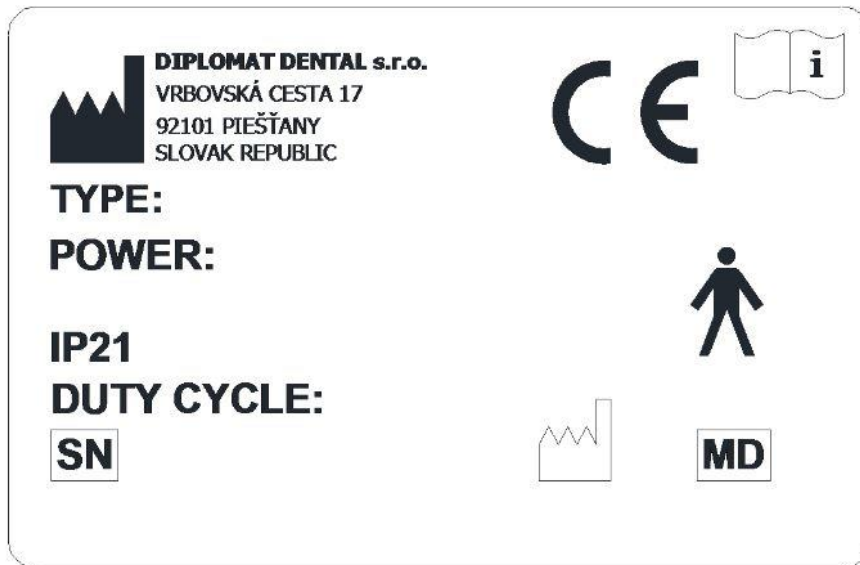
Item Number	Item Name	Value / State
1	BLUETOOTH ID	210822
2	DENTAL UNIT MODEL	MODEL PRO 560
3	DENTAL UNIT MODULES	>
4	NUMBER OF DRIVE UNITS	2 UNITS
5	NUMBER OF INSTRUMENTS	5 INSTRUMENTS
6	WIRELESS FOOT CONTROLLER	UNKNOWN STATE
7	PROPORTIONAL VALVE - COOLING WATER	<input checked="" type="checkbox"/>
8	PROPORTIONAL VALVE - TURBINE	<input type="checkbox"/>
9	CUP WATER HEATER	<input type="checkbox"/>
10	WATER HEATER FOR INSTRUMENT COOLING	<input type="checkbox"/>
11	SPITTOON BOWL ELECTRIC DRIVE	<input checked="" type="checkbox"/>
12	OPERATING LAMP	ON
13	DISTILLED WATER LEVEL SENSOR	CALIB.
14	WATER LINES HYGIENE	OFF
15	SUCTION HYGIENE	OFF
16	ASSISTANT-SIDE SYRINGE	<input type="checkbox"/>
17	FIVE SECONDS SUCTION SHUTDOWN DELAY	<input checked="" type="checkbox"/>

1. Bluetooth ID,
2. Dental unit model,
3. Dental unit modules,
4. Number of drives,
5. Number of instruments,
6. Wireless foot controller,
7. Proportional valve cooling,
8. Proportional valve - turbine,
9. Cup water heater,
10. Water heater for cooling of instruments,
11. Power sink drive,
12. Operating lamp,
13. Distilled water level sensor,
14. Water channel hygiene,
15. Suction hygiene,
16. Syringe on the assistant's side,
17. Five-second delay to shut off suction.

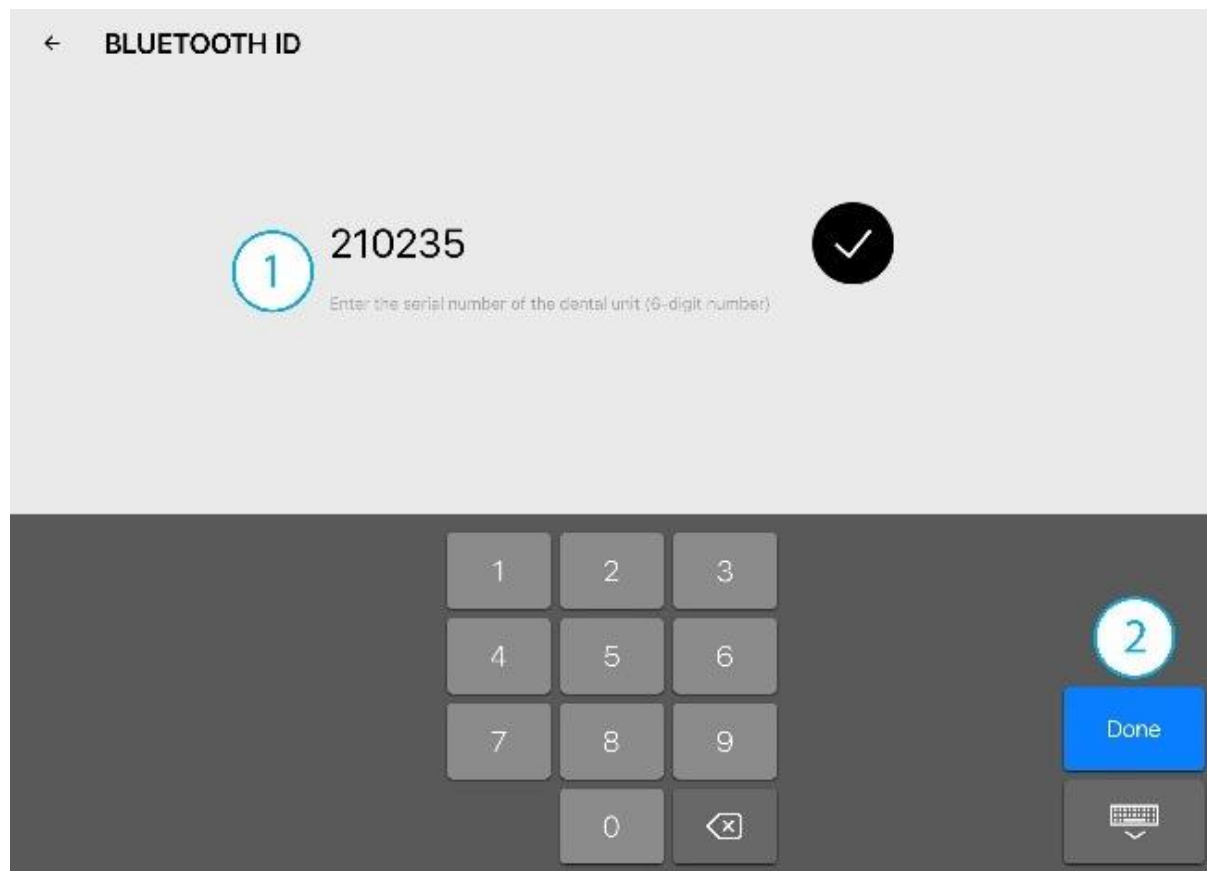
i. The menu may not contain some of these items depending on the type of dental unit.

Bluetooth® ID

Every dental unit has its own unique, a serial number.

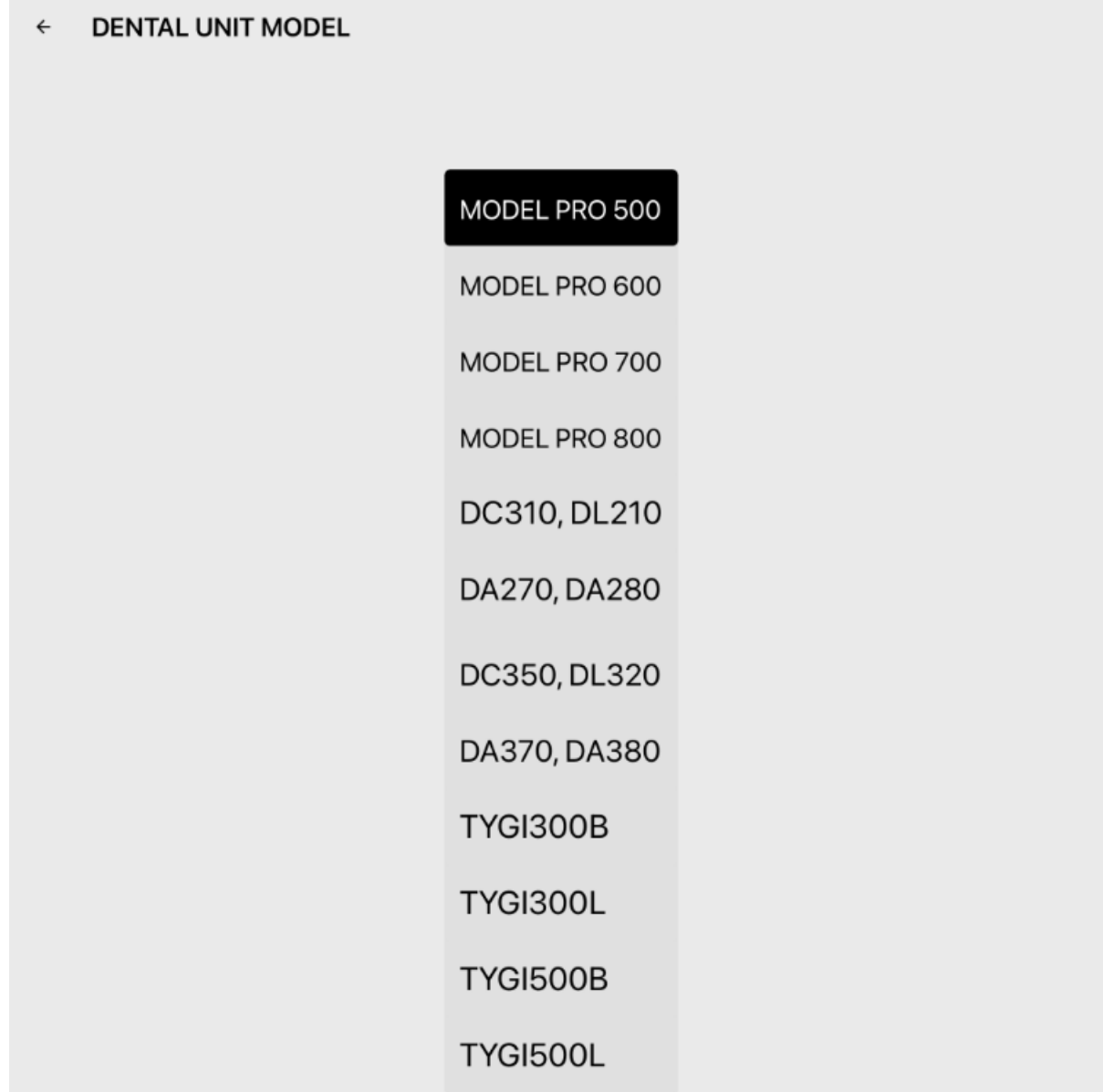


1. Enter the serial number of the dental unit (6-digit serial number specified on the nameplate) and press to confirm
2. Or confirm by pressing



Dental unit model


List of possible dental unit models:



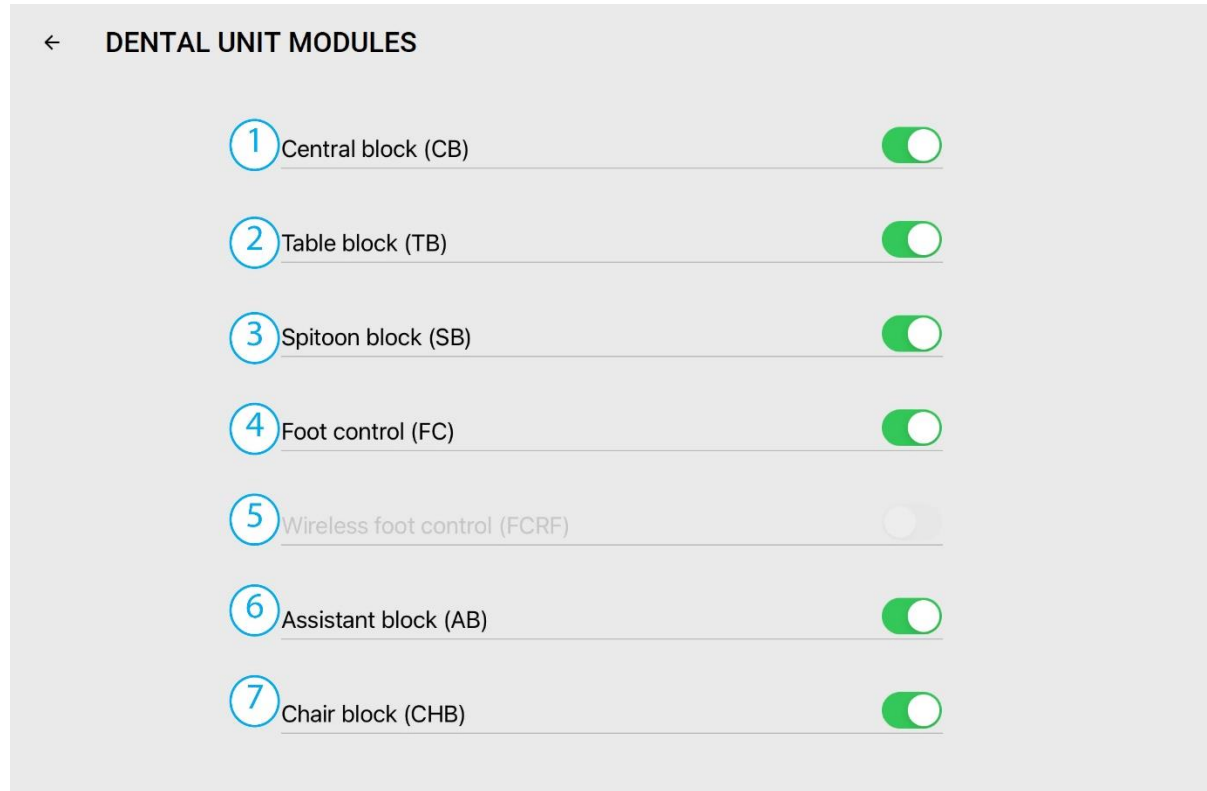
Selecting a dental unit model automatically defines the following settings:

- Types of distilled water container and disinfection and decontamination solution container sensors,
- Automatic hygiene equipment - Hygiene for DC310, DA270, DC350, DA380
 - Hygiene for PRO models

Dental unit modules

Press  to activate / deactivate individual modules installed in the dental unit. Firmware is updated by selecting the modules. Selecting the wireless foot controller module (FCRF) automatically activates the WIRELESS FOOT CONTROLLER row in the DENTAL UNIT MANAGEMENT MENU.

- i. It is not possible to select two types of foot controllers,
- i. The firmware of an inactive module cannot be updated,
- i. If the firmware of specific modules needs to be updated for any reason, the modules not requiring a firmware update may be temporarily deactivated,
- i. A module is not available when deactivated.

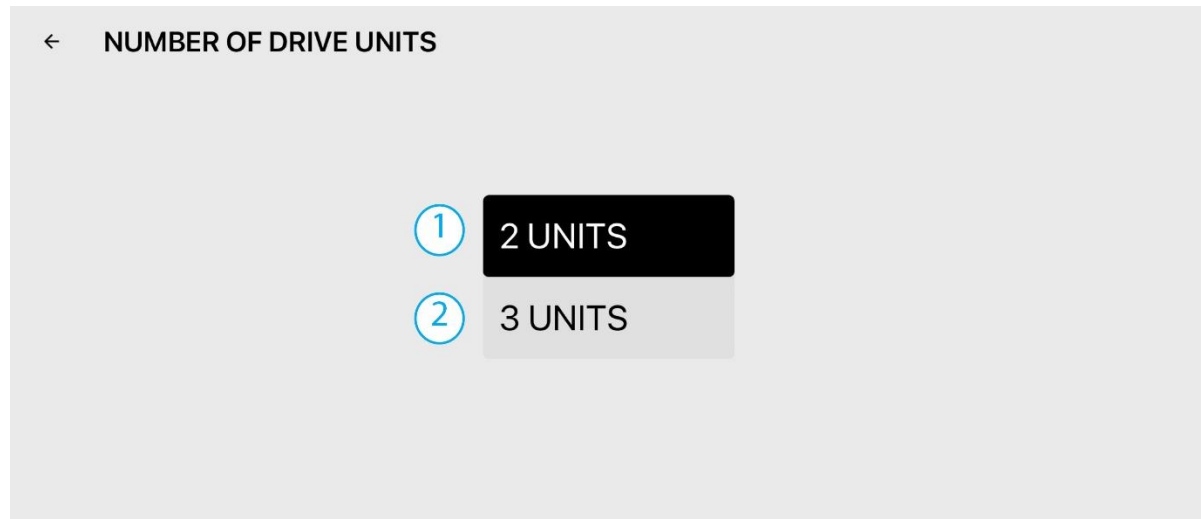


- 1 Control module (CB),
- 2 Dentist's console module (TB),
- 3 Cuspidor module (SB),
- 4 Foot controller module (FC),
- 5 Wireless foot controller module (FCRF),
- 6 Assistant's console module (AB),
- 7 Chair module (CHB).

Number of drives

The number of drives is selected automatically based on the selected model of dental unit. To manually select the number of drives:

- Press 1 to select two drives,
- Press 2 to select three drives.

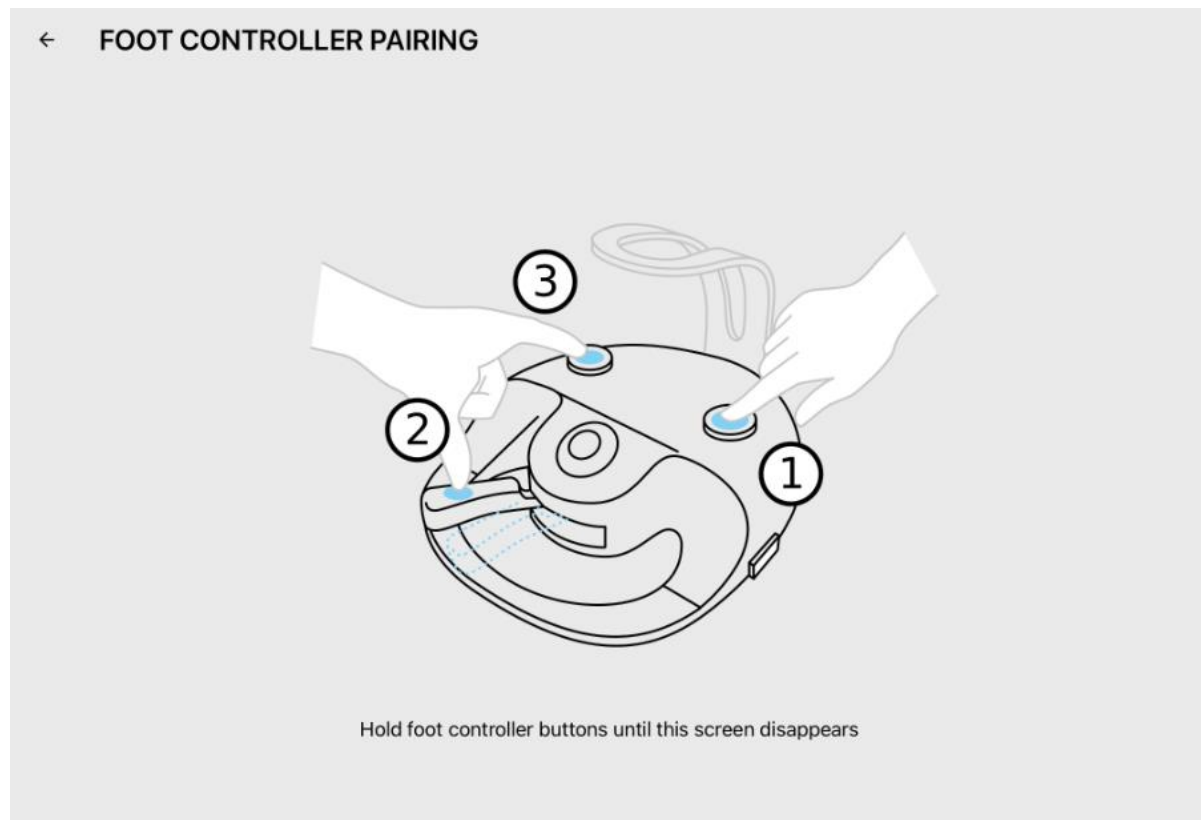


Wireless foot controller

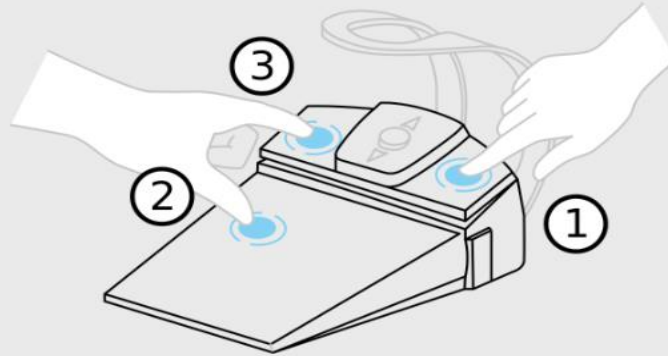
i. Subchapter 4.3 of the Manual contains detailed information about the wireless foot controller

Pairing the wireless controller:

- Press the foot controller buttons in the order depicted and hold down until this screen disappears.



← FOOT CONTROLLER PAIRING



Hold foot controller buttons until this screen disappears

Operating lamp

Activating the operating lamp and the intensity of dimming and the operating lamp.

← Dental unit management

1	OPERATING LAMP	<input checked="" type="checkbox"/>	
2	DIMMED LIGHT INTENSITY MIN	− 30 +	
3	DIMMED LIGHT INTENSITY MAX	− 50 +	
4	OPERATING LIGHT INTENSITY	− 82 +	

1-Activating the operating lamp. The light control icon appears on the main screen if activated.

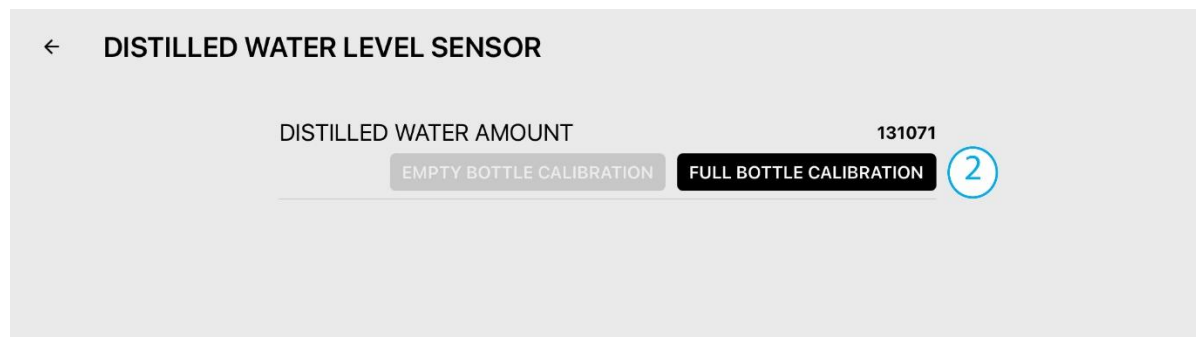
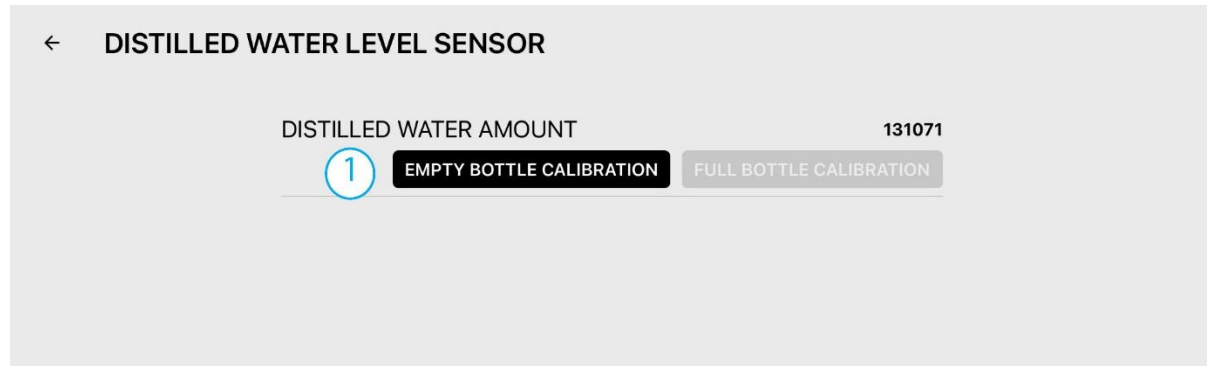
2-Minimum dimmed light intensity settings.

3-Maximum dimmed light intensity settings.

4-Operating light intensity settings.

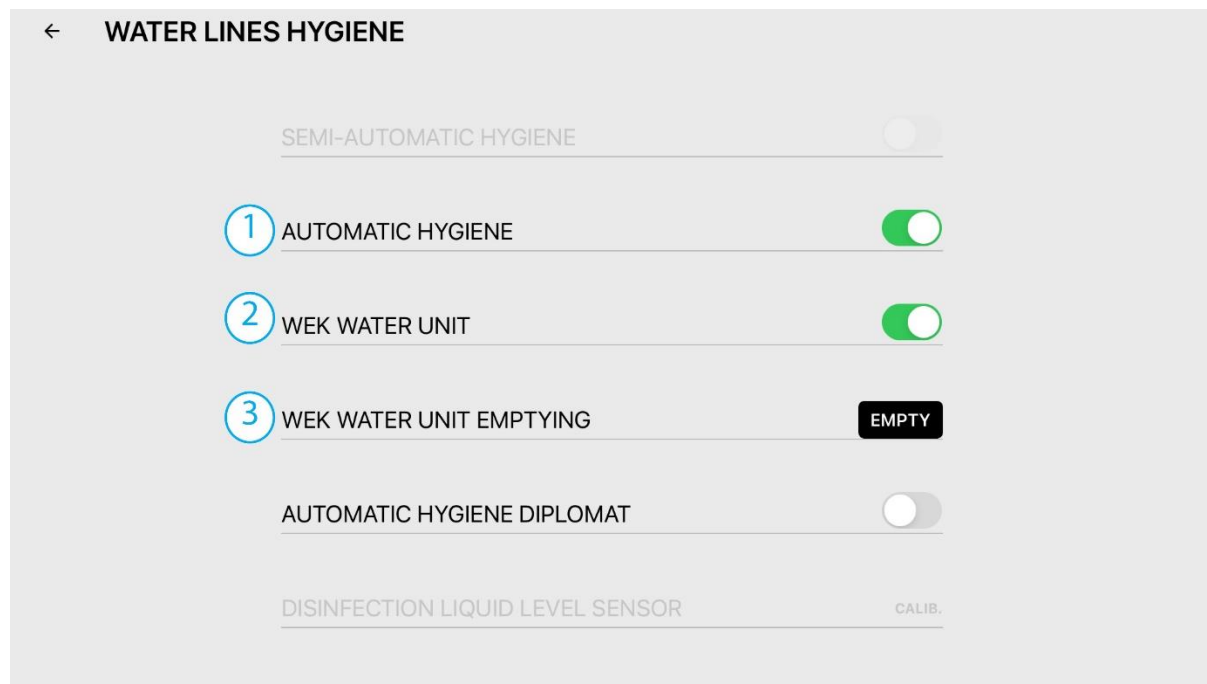
Strain sensor – Distilled water level sensor

Calibrating the distilled water sensor



1. Insert an empty bottle of disinfectant solution and press 1 (EMPTY BOTTLE CALIBRATION).
2. Then fill the bottle of disinfectant solution (to the line) and press 2 (FULL BOTTLE CALIBRATION).

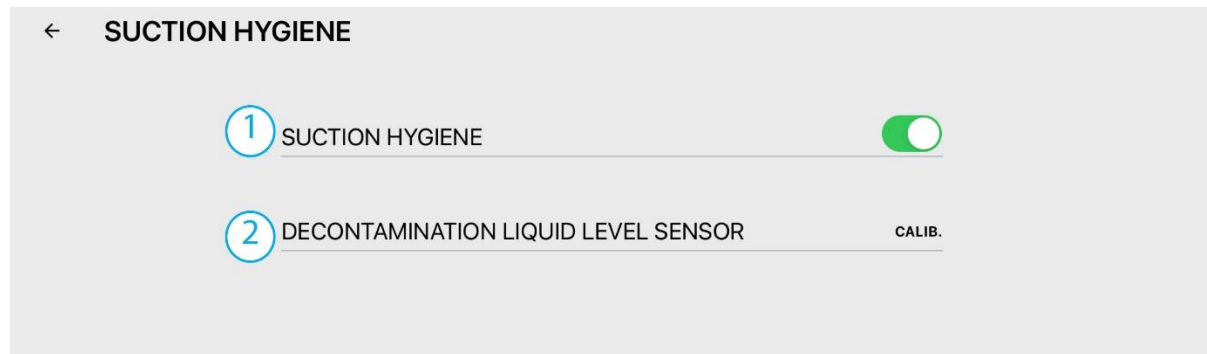
WEK unit



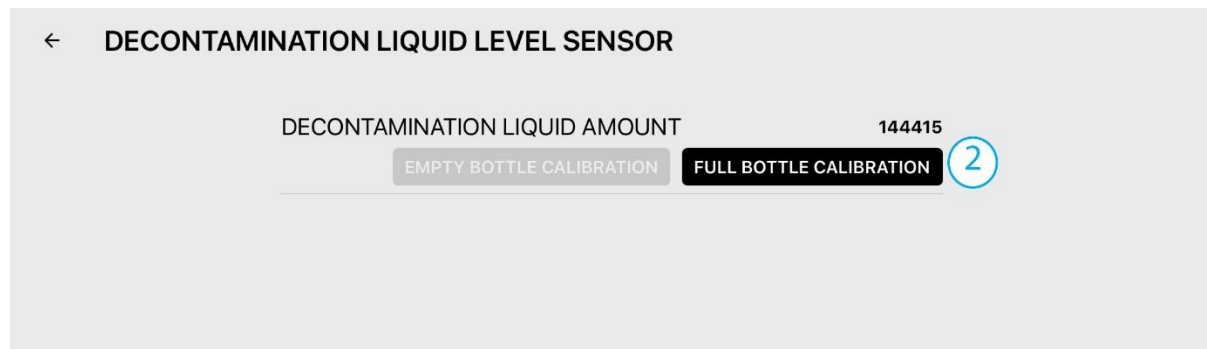
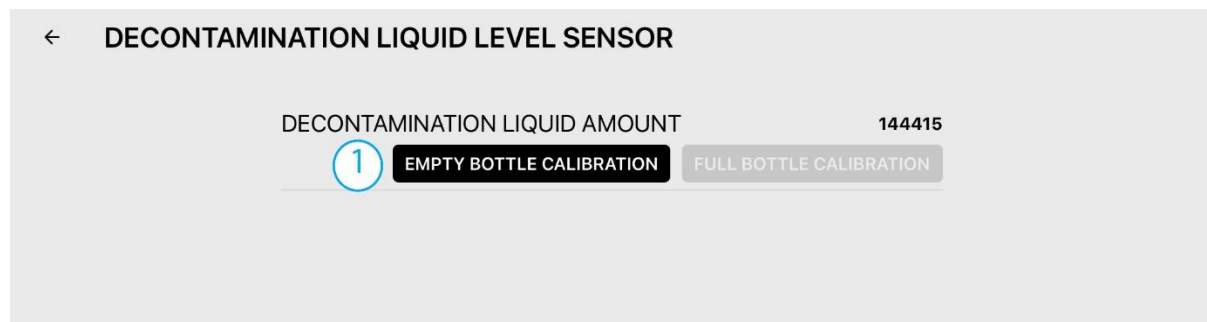
1. Automatic hygiene option,

2. WEK unit.
3. Emptying the WEK unit (performed to vent pressure in the WEK before disconnection)

Suction hygiene



1. Switches the suction hygiene function on and off,
2. Calibration of the bottle with decontamination solution. The procedure is the same as for distilled water bottle calibration.



1. Insert an empty bottle for decontamination solution and press 1 (EMPTY BOTTLE CALIBRATION).
2. Then fill the bottle with decontamination solution (to the line) and press 2 (FULL BOTTLE CALIBRATION).

Five-second delay to shut off suction

Suction heads will continue running for five seconds when this function is activated.

3.2 Information about the dental unit

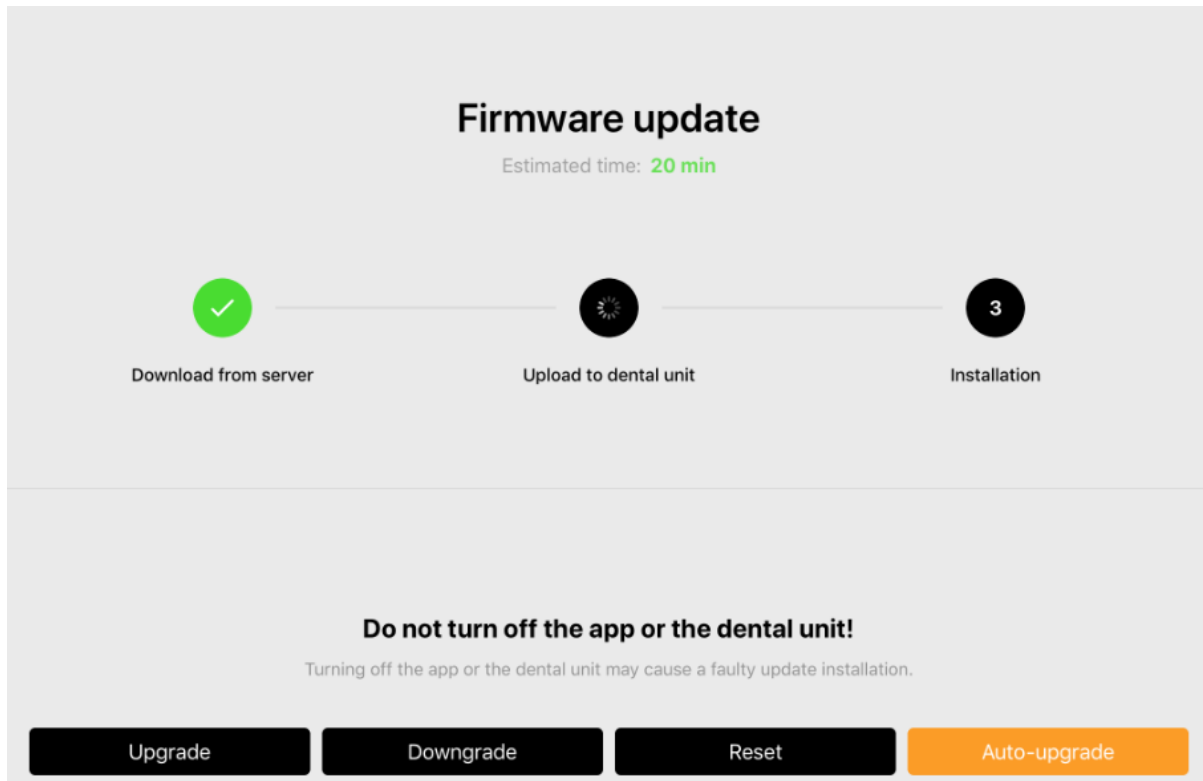
This section contains information on the current firmware version and hardware updates.

← Info	
1	Firmware 0.1.0.76
Firmware versions	
2	Central block (CB) 1.0.0.14
3	Table block (TB) 1.0.0.11
4	Spittoon block (SB) 1.0.0.13
5	Wireless foot control (FCRF) 1.0.0.3
6	Wireless foot control receiver (FCRX) 1.0.0.2
7	Assistant block (AB) 1.0.0.5

- 1 - current version of the firmware package,
- 2 - current version of the control module (CB),
- 3 - current version of the dentist's console module (TB),
- 4 - current version of the cuspidor module (SB),
- 5 - current version of the foot controller module (FC),
- 6 - current version of the wireless foot controller module (FCRF),
- 7 - current version of the chair module (CHB).

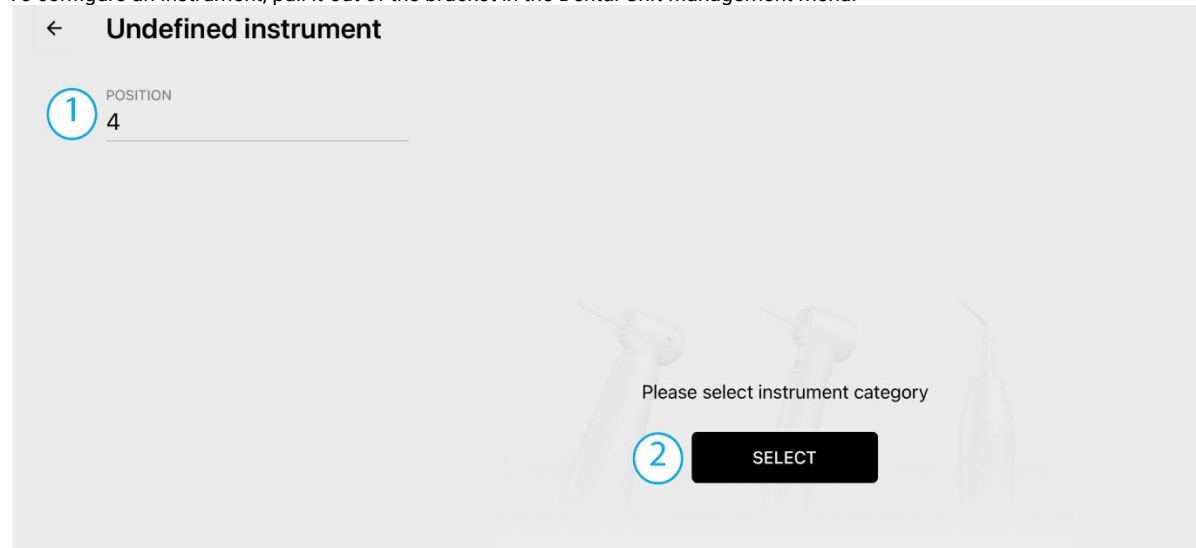
3.3 Firmware update

This function executes a firmware update.




3.4 Service configuration of instruments

This determines the positions of instruments, the configuration of valve groups, and the assignment of inputs and outputs. To configure an instrument, pull it out of the bracket in the Dental Unit Management menu.




1. position number of the instrument,
2. press SELECT to choose an instrument category.




The following categories of instruments exist:

1. micro motors,
2. turbine instruments,
3. scalers,
4. polymerising lamps,
5. syringe instruments.



Types of micro motors:

1. DX,
2. DX Pro,
3. DX SRG.



Types of turbine instruments:

1. standard
2. with proportional control,
3. air motor.

← **Scalers**

- ① LM PRO POWER C BASIC
- ② LM PRO POWER C ULTRA LED
- ③ EMS FS432
- ④ EMS FS433
- ⑤ Satelec NEWTRON
- ⑥ SATELEC XINETIC
- ⑦ NSK VA170
- ⑧ NSK VA170 LED
- ⑨ WOODPECKER
- ⑩ DMETEC

Types of scalers:


1. LM PRO POWER BASIC,
2. LM PRO POWER C ULTRA LEN,
3. EMS FS432,
4. EMS FS433,
5. Satelec NEWTRON,
6. SATELEC XINETIC,
7. NSK VA170,
8. NSK VA170 LED,
9. WOODPECKER,
10. DMETEC.

← **Curing lights**

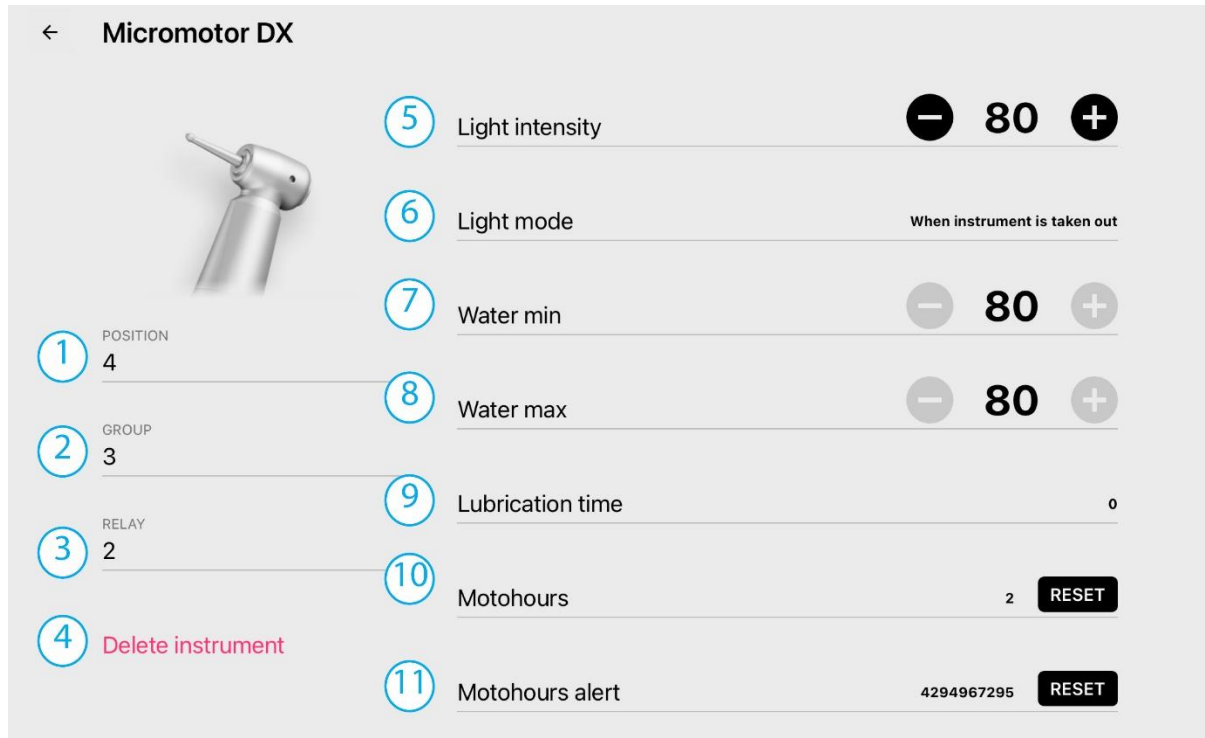
- ① Mectron starlight
- ② Monitex

Types of polymerising lamps:

1. Mectron starlight,
2. Monitex.



Types of syringe instruments:
1.Syringe.



1. position number of the instrument,
2. number of the valve set to which the instrument is connected,
3. output to which the instrument is connected (only for motors),
4. cancellation / deletion of defined instrument,
5. do not adjust,

6. light indicator on motor (when removed from the holder, or when activated),

← **Light mode**

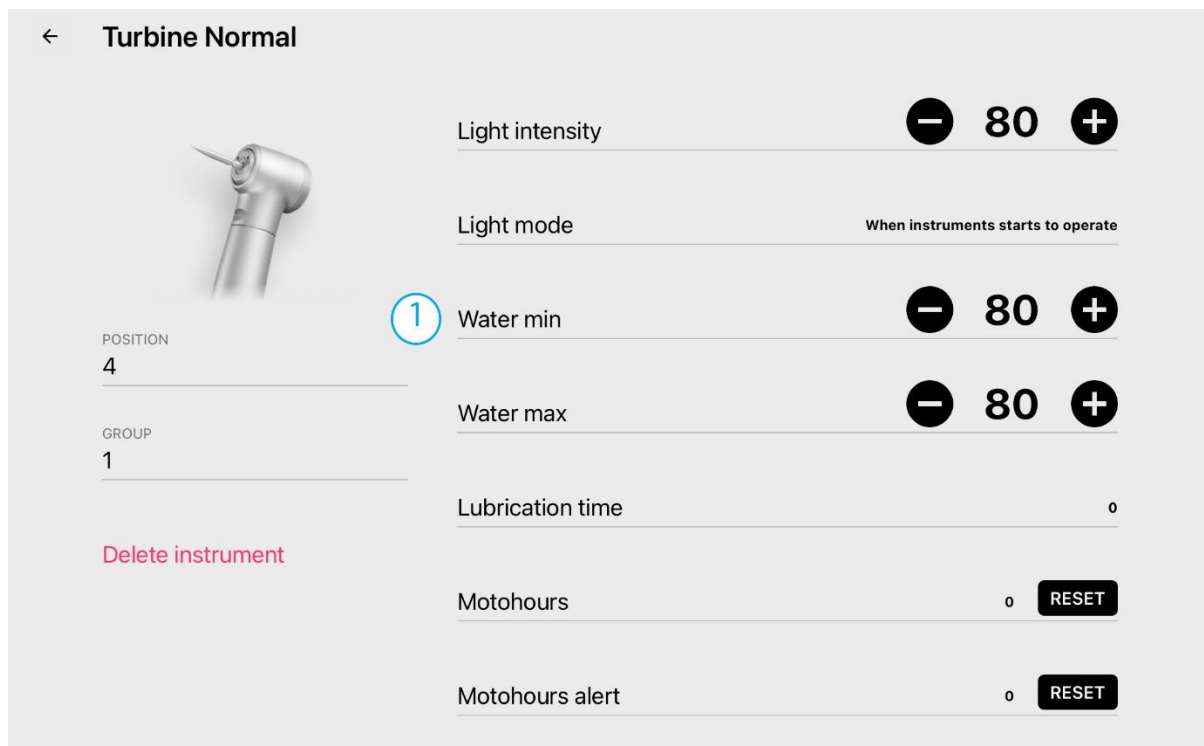
When instrument is taken out
ON START INSTRUMENT

7, 8. do not adjust,
9. instrument lubrication period,

← **Lubrication time**

OFF
10 min.
12 min.
15 min.
18 min.
20 min.

10. work time on the instrument is counted automatically, press RESET to zero out the value,
11. do not use.



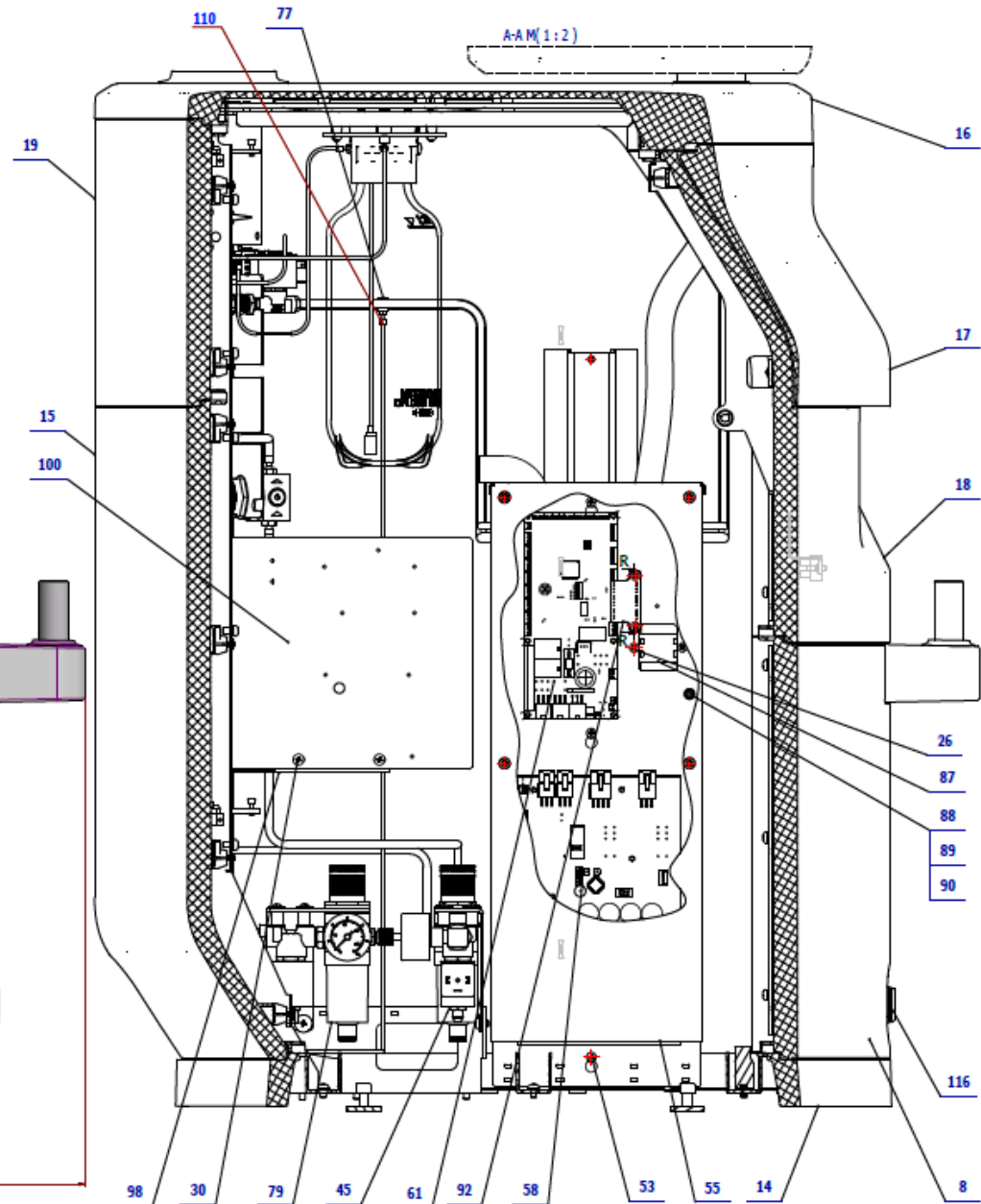
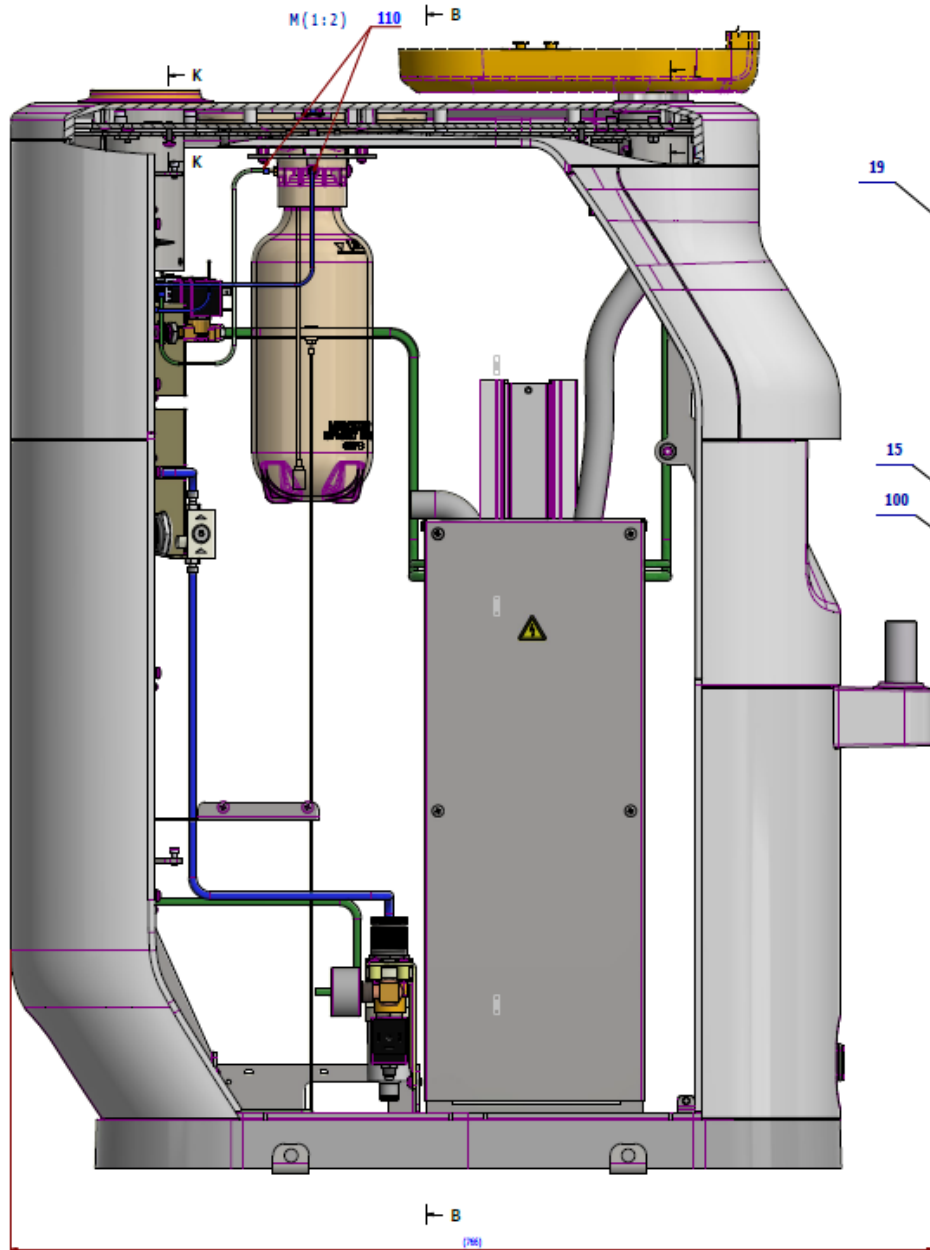
1. configuration of minimum airflow required to activate the instrument.

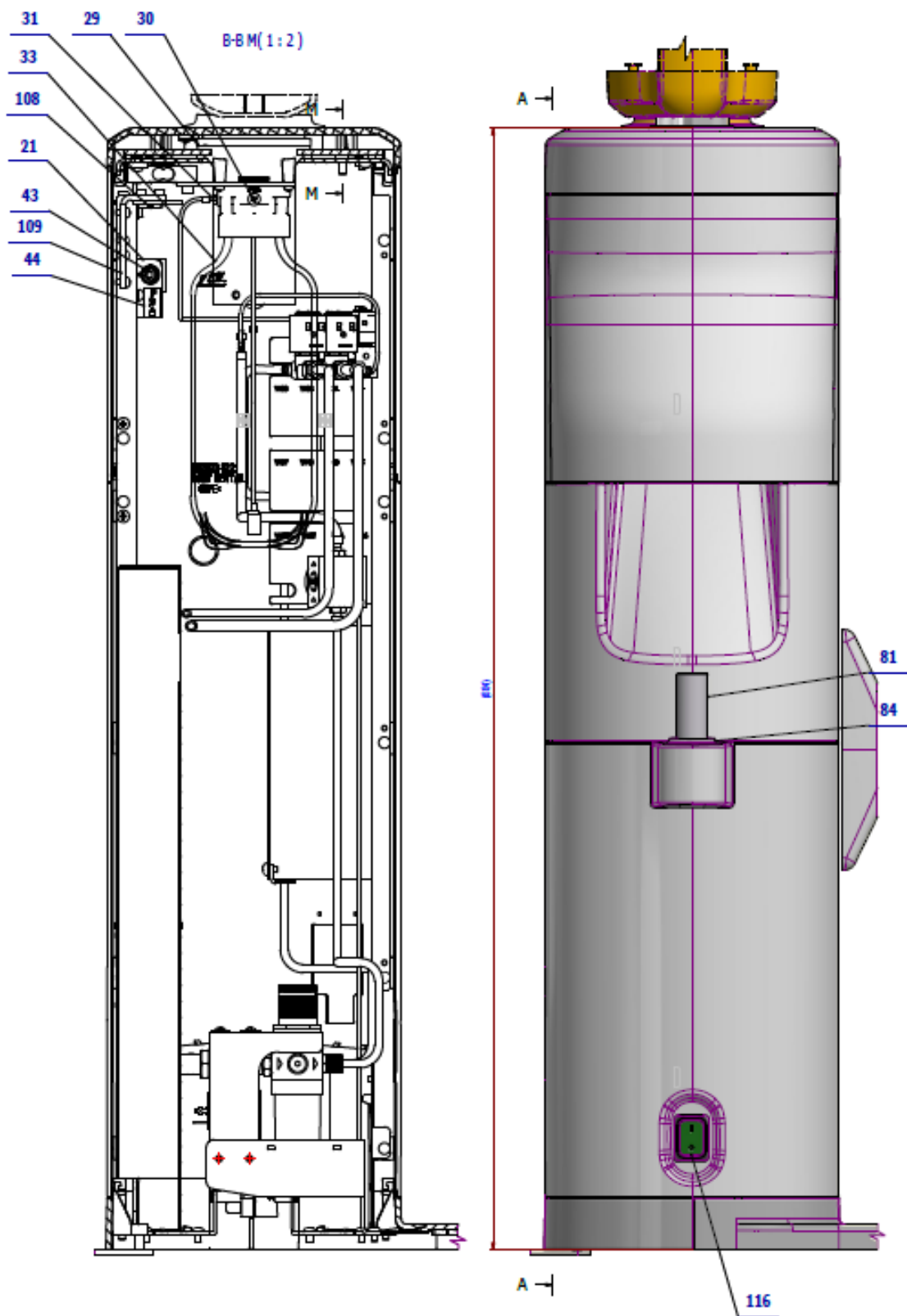


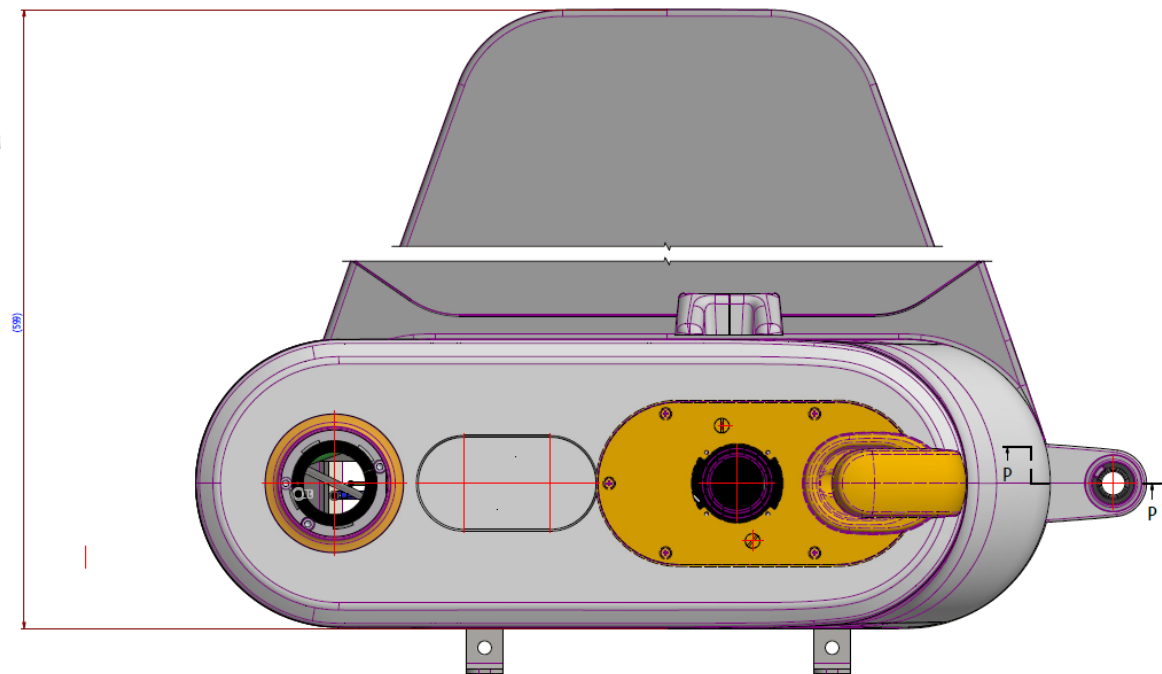
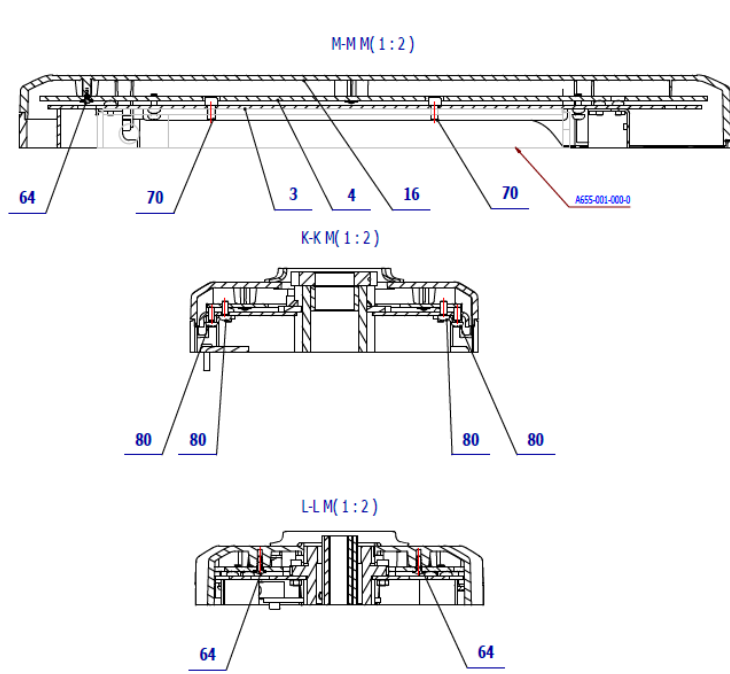
A – CUSPIDOR BLOCK

A1 – CUSPIDOR BLOCK LIFT – BASE – A655-350-000-1

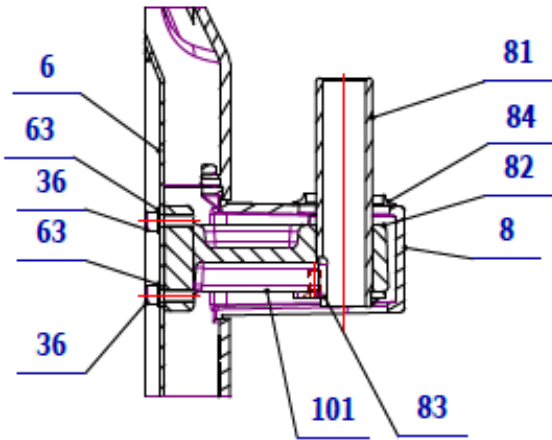
Item no.	Product name	SP
A655-350-000-1_K-001	CUSPIDOR BLOCK – LIFT – BASE / UNPAINTED	X
A655-350-000-1_K-005	CUSPIDOR BLOCK – LIFT -BASE / WHT2_MATTE	X



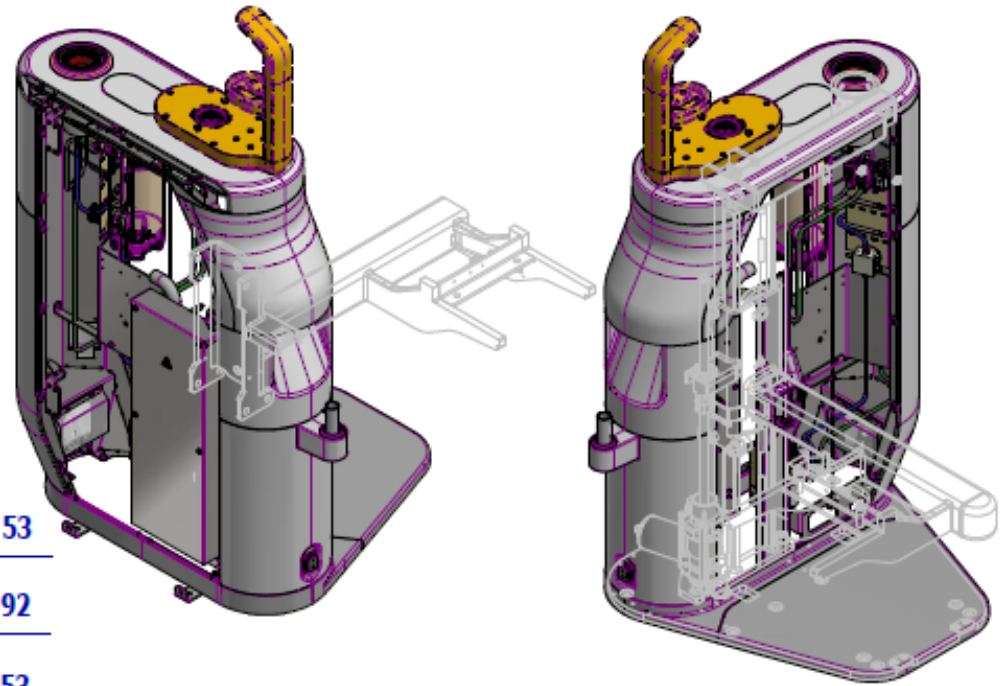
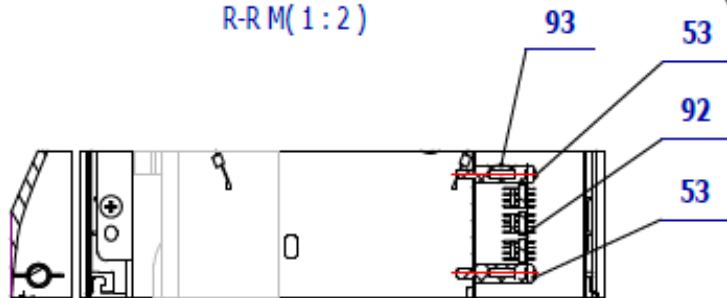


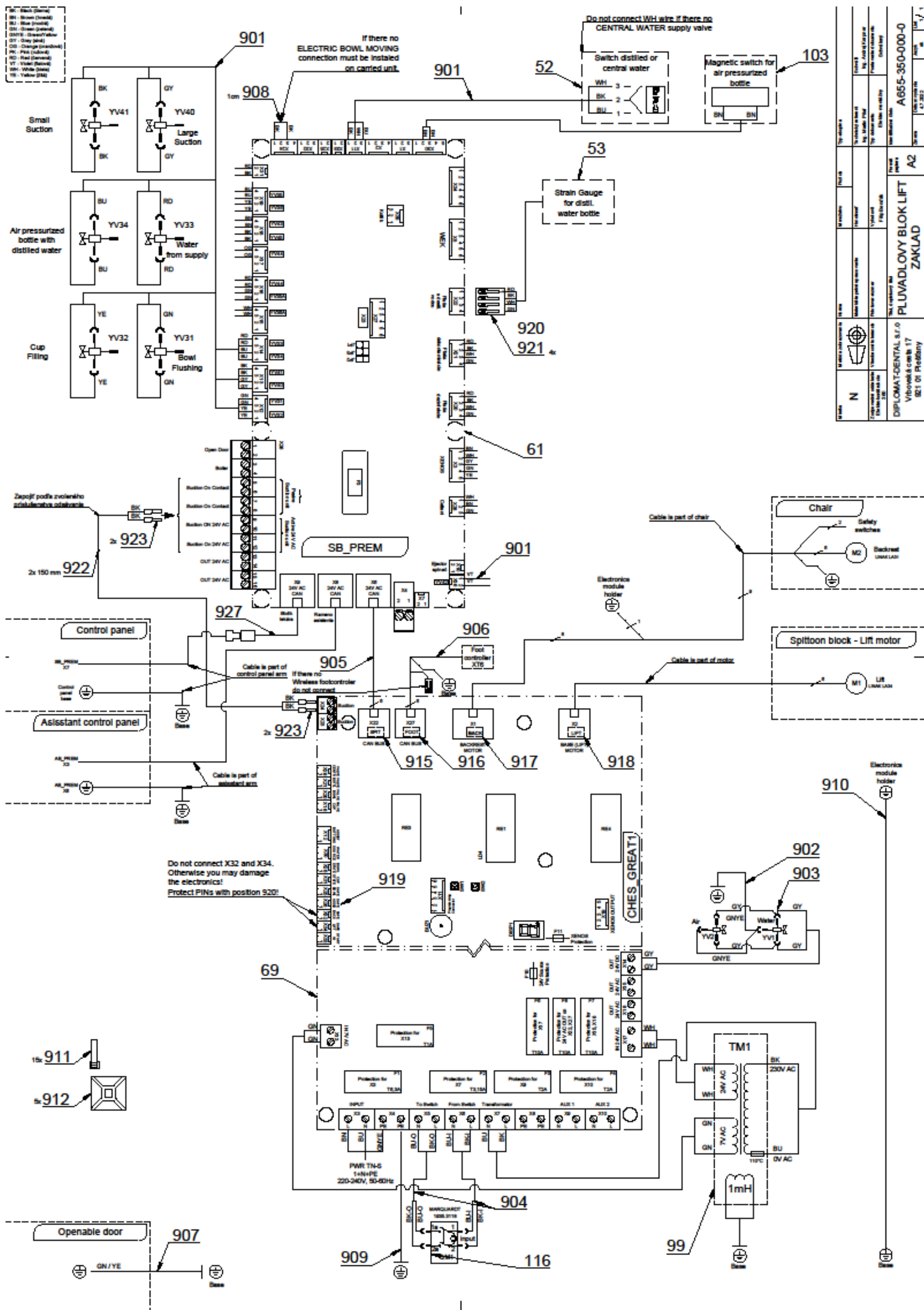


P-P M(1:2)



R-R M(1:2)





Pos.	Item no.	Product name	QTY	Unit	SP
001	A655-350-003-0	UPPER COVER WITH MAGNETS UNPAINTED		PC.	X
001	V655-350-061-0	UPPER COVER WITH MAGNETS LAK / WHT2_MATTE		PC.	X
002	V655-350-025-0	WASHER 1,5	2.00	PC.	
003	V655-350-004-0	BOTTOM PLATE	1.00	PC.	
004	V655-350-005-0	UPPER PLATE	1.00	PC.	
006	V655-350-010-0	LEFT FRAME WELDER	1.00	PC.	
007	V655-350-011-0	RIGHT FRAME WELDER	1.00	PC.	
008	ME321822.133	COVER LEFT A1	OPTIONAL	PC.	X
008	V655-350-101-0	COVER LEFT A1 / WHT2_MATTE	OPTIONAL	PC.	X
009	V655-350-014-0	VALVE BAR	1.00	PC.	
010	V655-350-015-0	FILTER HOLDER	1.00	PC.	
011	V655-350-016-0	HINGE A	2.00	PC.	
013	ME321822.132	BOTTOM COVER C1	OPTIONAL	PC.	X
013	V655-350-111-0	BOTTOM COVER C1 / WHT2_MATTE	OPTIONAL	PC.	X
014	ME321822.131	BOTTOM COVER B1	OPTIONAL	PC.	X
014	V655-350-106-0	BOTTOM COVER B1 / WHT2_MATTE	OPTIONAL	PC.	X
015	ME321822.136	RIGHT COVER A1	OPTIONAL	PC.	X
015	V655-350-105-0	RIGHT COVER A1 / WHT2_MATTE	OPTIONAL	PC.	X
016	ME321822.138	UPPER COVER A1		PC.	X
016	V655-350-103-0	UPPER COVER A1 / WHT2_MATTE		PC.	X
017	ME321822.135	LEFT COVER C	OPTIONAL	PC.	X
017	V655-350-110-0	LEFT COVER C / WHT2_MATTE	OPTIONAL	PC.	X
018	ME321822.134	LEFT COVER B1	OPTIONAL	PC.	X
018	V655-350-102-0	LEFT COVER B1 / WHT2_MATTE	OPTIONAL	PC.	X
019	ME321822.137	RIGHT COVER B1	OPTIONAL	PC.	X
019	V655-350-104-0	RIGHT COVER B1 / WHT2_MATTE	OPTIONAL	PC.	X
020	V655-350-019-0	HINGE HOLDER	2.00	PC.	
021	V655-350-020-0	SWITCH HOLDER	1.00	PC.	
022	V655-350-021-0	SPACER M5	3.00	PC.	
024	V655-350-023-0	MAGNET HOLDER	1.00	PC.	
026	ME309543.068	SCREW M 4X8	2.00	PC.	
027	ME323427.053	SLIDING SLEEVE RFM-0507-05	2.00	PC.	
028	ME321822.121	PLUG CB	1.00	PC.	
029	ME321822.120	FUNNEL CB	1.00	PC.	
030	ME309543.069	SCREW M 5X8	37.00	PC.	
031	ME397522.004	ENDING 11752-2-M5-PKG	3.00	PC.	
032	ME273114.004	RUBBER SEAL NBR 43x34x5	2.00	PC.	
033	ME321822.122	BOTTLE 1.3L CB	1.00	PC.	
034	ME429310.004	STONE SMALL	1.00	PC.	
035	ME374000.053	LOAD SENSOR	1.00	PC.	
036	ME309231.073	SCREW M 5X16	12.00	PC.	
037	ME307001.002	SCREW STP32 4x14 - H2	4.00	PC.	
038	V655-350-032-0	STRAIN GAUGE HOLDER	1.00	PC.	
039	V655-350-031-0	FUNNEL PLATE	1.00	PC.	
040	ME311120.090	SCREW M 5X10	3.00	PC.	
041	ME336401.028	ADAPTER 18240-6005	2.00	PC.	
042	A653-350-015-0	AIR REGULATOR – ASSEMBLY 1	1.00	PC.	
043	ME348000.021	SWITCH C1720R	1.00	PC.	
044	ME735010.049	SELF-ADHESIVE FOIL CENTRAL RELIEF	1.00	PC.	
045	A653-150-031-0>>	AIR REGULATOR	1.00	PC.	
046	ME549000.024	MAGNET TIP-ON + SELF-ADHESIVE PLATE	1.00	PC.	
047	V653-351-010-0	CAP HOUSING SUBSTITUTE NON-CONVERTIBLE	1.00	PC.	
048	ME321822.014	NUT 4-601.8-00-34	2.00	PC.	
049	ME311120.091	NUT M 10X1	3.00	PC.	
050	A653-350-070-0	VALVE SIRAI ZB10A ASSEMBLY	1.00	PC.	
051	A653-350-008-0	VALVE V365B01G-ZE30A, M5x12 24V DC - ASSEMBLY3	1.00	PC.	

052	V655-350-034-0	SPACER M4	4.00	PC.	
053	ME309255.073	SCREW M 4X6	17.00	PC.	
054	V653-001-027-0	WASHER CHES BASIC	1.00	PC.	
055	V655-350-036-0	ELECTRONICS COVER		PC.	
056	ME309201.032	SCREW M 8X80	1.00	PC.	
057	ME311120.031	NUT M 8	1.00	PC.	
058	ME374000.500	MODUL CHES_GREAT_L	1.00	PC.	
059	ME309251.097	SCREW M 4X8 DECORATIVE	4.00	PC.	
060	ME371418.045	COLUMN DISTAN.h=9.5mm SNAP	14.00	PC.	
061	ME374000.492	MODUL SB_PREM1_R	1.00	PC.	
062	ME311120.068	SCREW M 4X8	8.00	PC.	
063	ME311210.020	WASHER P 5,3	16.00	PC.	
064	ME307001.026	SCREW STP31 4.5x12 - H2	6.00	PC.	
065	ME307001.011	SCREW STP31 4x12 - H2	24.00	PC.	
067	ME405900.006	MAGNET PRP-12	4.00	PC.	
068	V655-350-037-0	MAGNET WASHER LIFT	4.00	PC.	
069	ME321822.118	PLUG CB		PC.	X
069	V653-350-080-0	PLUG CB / WHT2_MATTE		PC.	X
070	ME309543.042	SCREW M 6X12	2.00	PC.	
071	ME309231.015	SCREW M 6X10 PA 6.6	1.00	PC.	
073	A653-350-071-0	VALVE SIRAI ZB10A ASSEMBLY	1.00	PC.	
075	ME336401.029	ADAPTER T230-1	1.00	PC.	
076	ME336401.027	ADAPTER T230/210-1	1.00	PC.	
077	A653-350-084-0	ADAPTER T	1.00	PC.	
078	ME336401.012	ADAPTER N210-1	1.00	PC.	
079	A653-150-030-0>>	WATER REGULATOR	1.00	PC.	
080	ME309255.041	SCREW M 5X12	30.00	PC.	
081	V655-350-046-0	ASSISTANT SHOULDERS CAP - WELDED	1.00	PC.	
082	V655-350-050-0	SLIDING PAD	1.00	PC.	
083	ME307991.004	SCREW M 5X12	2.00	PC.	
084	V655-350-052-0	ARM TRANSITION COVER / WHT2_MATTE	OPTIONAL	PC.	X
085	ME309255.064	SCREW M 4X16	1.00	PC.	
086	ME311210.028	WASHER P 4,3	1.00	PC.	
087	V655-350-056-0	CABLE HOLDER	1.00	PC.	
088	ME311180.004	NUT M 4	2.00	PC.	
089	ME311214.002	WASHER P 4,3	1.00	PC.	
090	ME311280.004	WASHER MS P 4,3	1.00	PC.	
091	V655-350-057-0	ELECTRONICS HOLDER	1.00	PC.	
094	ME735000.079	LABEL LIGHTNING W008-26 PVC STICKER	2.00	PC.	
095	ME321822.130	COVER BOTTOM A1	OPTIONAL	PC.	X
095	V655-350-107-0	COVER BOTTOM A1 / WHT2_MATTE	OPTIONAL	PC.	X
096	V655-350-060-0	MAGNET STOP	1.00	PC.	
098	V655-350-059-0	REINFORCEMENT	1.00	PC.	
099	A655-001-901-0>>	TRANSFORMATOR - ASSEMBLY	1.00	PC.	
100	V655-350-043-0	ACCESSORY CONSOLE	1.00	PC.	
101	V655-350-051-0	ARM CONSOLE	1.00	PC.	
102	ME307001.028	SCREWSTP31 3x6 - H1	2.00	PC.	
103	ME374000.471	MODUL RS_PREM	1.00	PC.	
104	ME309543.011	SCREW M 8X16	2.00	PC.	
105	V655-350-080-0	HANDLING ANGLE	1.00	PC.	
106	ME307001.030	SCREW STP33 3x10 - H1	4.00	PC.	
107	ME307001.029	SCREW STP33 3x12 - H1	4.00	PC.	
108	ME309543.100	SCREW M 4X6	3.00	PC.	
109	A655-350-050-1>>	ACCESSORY DOOR - DIPLOMAT		PC.	
109	A655-350-051-0>>	ACCESSORY DOOR - TECNO GAZ		PC.	
110	ME283367.025	HOSE PUR 2,9/4,7 BLUE	0.03	m	
111	ME345711.028	HOSE PUR 3,8/6,4 BLUE	0.80	m	

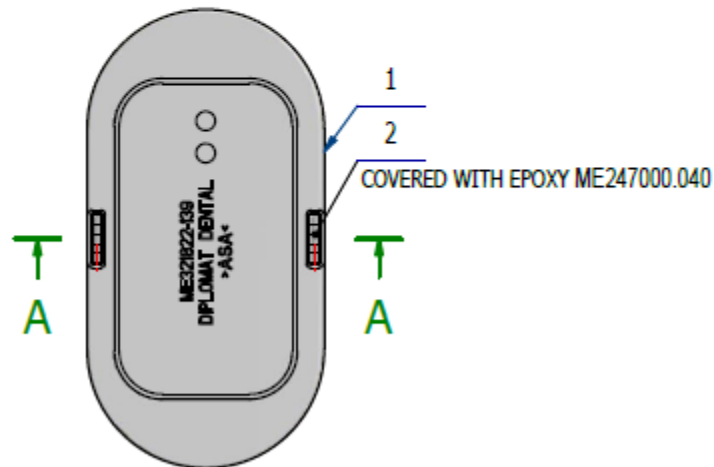
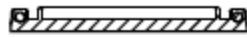
112	ME345711.036	HOSE PUR 3,8/6,4 GREEN	1.40	m	
113	ME345711.024	HOSE PUR 1,5/2,7 BLUE	0.60	m	
114	ME283367.024	HOSE PUR 1,5/2,7 GREEN	1.20	m	
115	ME343415.031	HOSE SILICONE 5X1.5 GREY	0.04	M	
116	ME345000.030	SWITCH MARQUARDT 1935.3118	1.00	PC.	
118	A655-005-001-0>>	EXTENSION CASE	1.00	PC.	
119	A655-350-110-0>>	COVER L WITH MAGNETS	1.00	PC.	
120	A655-350-111-0>>	COVER R WITH MAGNETS	1.00	PC.	
121	ME735552.115	GROUNDING SIGN 4-2240.017	1.00	PC.	
122	ME345711.049	CABLE TIE HOLDER	3.00	PC.	
123	ME397900.012	CABLE TIE F 0301 CV-094	5.00	PC.	
124	ME735010.050	SYMBOL DISTILLED WATER	2.00	PC.	
125	V655-350-070-0	EXTERNAL MEDIA COVER	1.00	PC.	
126	me397900.017	CABLE TIE CTS 13 L 368	1.00	PC.	
901	ME374100.107	CABLE BUNDLE VALVES MODEL PRO – LIFT	1.00	PC.	
902	ME374100.094	WIRES 1.0 - GNYE - 0.35+0.65m	1.00	PC.	
903	ME374100.074	INLET VALVE GUIDES WATER-AIR	2.00	PC.	
904	ME374100.093	SWITCH CORD - ASSEMBLY 1.00 - BK/BU - 0.70m	1.00	PC.	
905	ME374100.112	CABLE CAN – LINK 90 mm	1.00	PC.	
906	ME374100.104	POWER AND COMMUNICATION CABLE FC	1.00	PC.	
907	ME374100.045	WIRES GNYE - ASSEMBLY	1.00	PC.	
908	ME341419.001	WIRE LiY 0,25 BK - 4126001S	0.01	M	
909	ME374100.042	WIRES GNYE – ASSEMBLY	1.00	PC.	
910	ME374100.111	WIRES CHAIR – GNYE – ASSEMBLY LIFT	1.00	PC.	
911	ME397900.012	CABLE TIE F 0301 CV-094	15.00	PC.	
912	ME345711.034	CLIP F0505 HC 101	5.00	PC.	
915	V400.01-01-45	LABEL SPIT		PC.	
916	V400.01-01-44	LABEL FOOT		PC.	
917	V400.01-01-43	LABEL BACK		PC.	
918	V400.01-01-42	LABEL LIFT		PC.	
919	ME374060.006	JUMPER	2.00	PC.	
920	ME374060.008	SOLID NSG 25-4	1.00	PC.	
921	ME372010.141	CRIMP CONTACT NSK 25-0	4.00	PC.	
922	ME341419.005	WIRE LiY 0,25 GN - 4126006S	0.50	M	
923	ME341419.007	WIRE LiY 0,25 WH - 4126105S	0.50	M	
924	ME341419.001	WIRE LiY 0,25 BK - 4126001S	0.50	M	
925	ME341419.006	WIRE LiY 0,25 RD - 4126104S	0.50	M	
926	ME243422.010	INSULATED TUBE P 2,1 BLACK	0.04	M	
927	ME374100.114	CABLE CAN – MALE-FEMALE	1.00	PC.	

11/1/2022

1 - COVER UPPER WITH MAGNETS – A655-350-003-0

Item no.	Product name	SP
A655-350-003-0_K-001	COVER UPPER WITH MAGNETS	X

A-A (1:2)

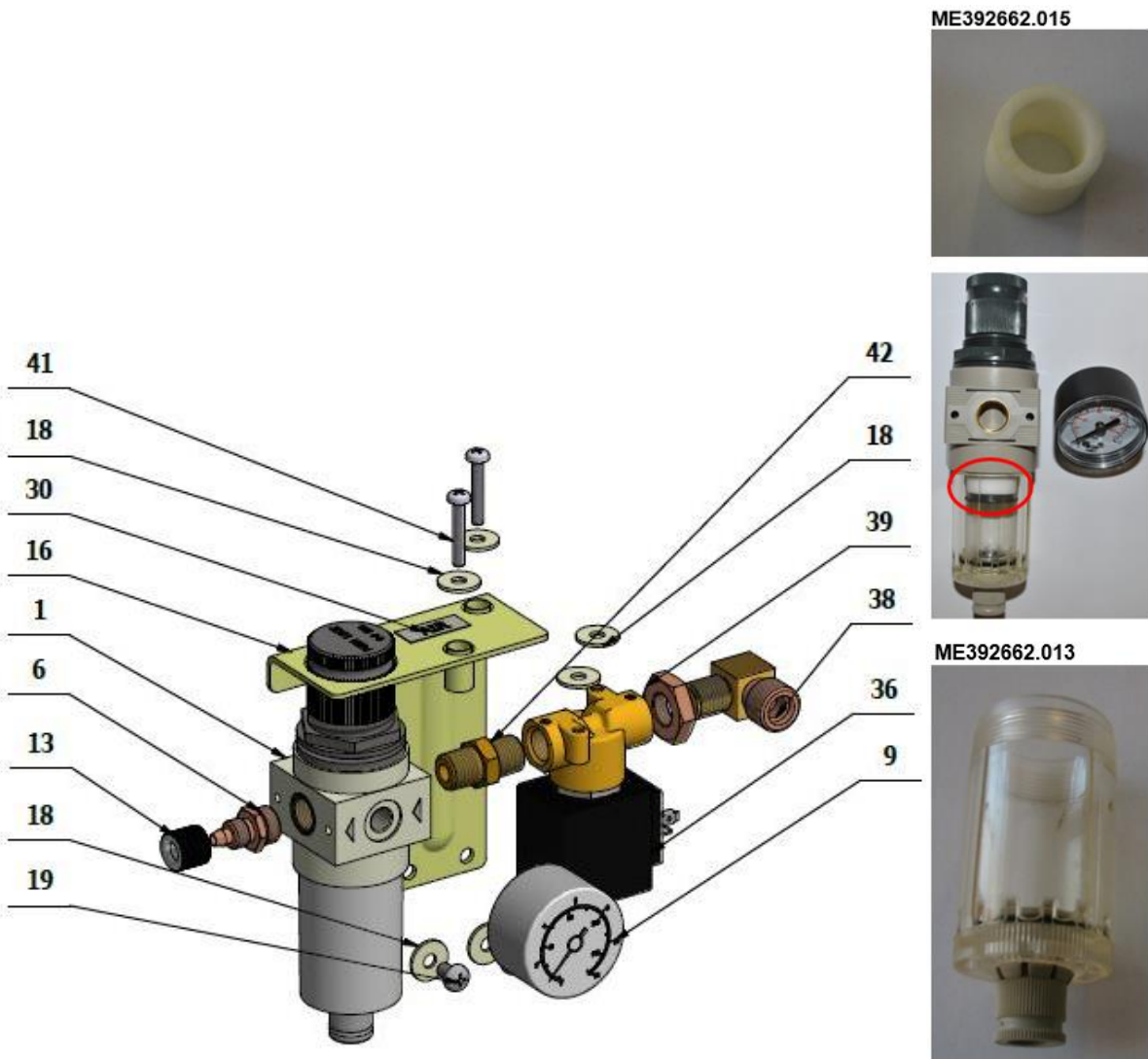


Pos.	Item no	Product name	QTY	Unit	SP
001	ME321822.139	UPPER COVER B1	1.00	PC.	
002	ME405900.010	MAGNET 3x3mm, N40,Ni, MA ANIZOTROP	10.00	PC.	

10/23/2021

2 - AIR REGULATOR – A653-150-031-0

Item no.	Product name	SP
A653-150-031-0_K-001	AIR REGULATOR	X



Pos.	Item no.	Product name	QTY	Unit	SP
001	ME392662.036	FILTER REGULATOR FRBIT 1/4 2008 RMSA 5205008	1.00	PC.	
006	V606.01-04-06	THROAT 1/4"x10x1	1.00	PC.	
009	ME392662.033	MANOMETER 1/8P 5205 9700101	1.00	PC.	
013	ME321822.014	NUT 4-601.8-00-34	1.00	PC.	
016	V606.01-04-03.2	AIR CONSOLE	1.00	PC.	
018	ME311212.018	WASHER P 5,3	6.00	PC.	
019	ME309543.069	SCREW M 5X8	2.00	PC.	
030	ME735010.033	LABEL AIR	1.00	PC.	
036	ME405658.027	VALVE SIRAI L321B02C-ZA10G G1/4x2,3 24V DC	1.00	PC.	
038	V608.01-08-00	CONNECTOR 1/4 - 3/8 UHOL 90	1.00	PC.	
039	ME311120.108	NUT G1/4" MZ	1.00	PC.	
041	ME309255.062	SCREW M 4X25	2.00	PC.	
042	ME392662.041	CONNECTOR 1/4"x1/4"	1.00	PC.	

9/9/2020

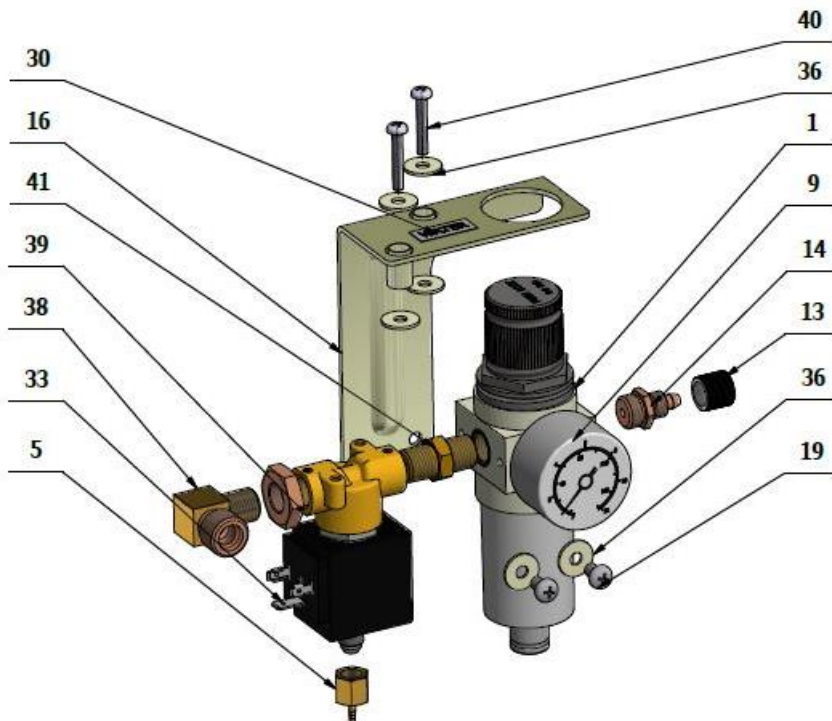
3 - WATER REGULATOR - A653-150-030-0

Item No.	Product Name	SP
A653-150-030-0	WATER REGULATOR	X

ME392662.014



ME392662.024



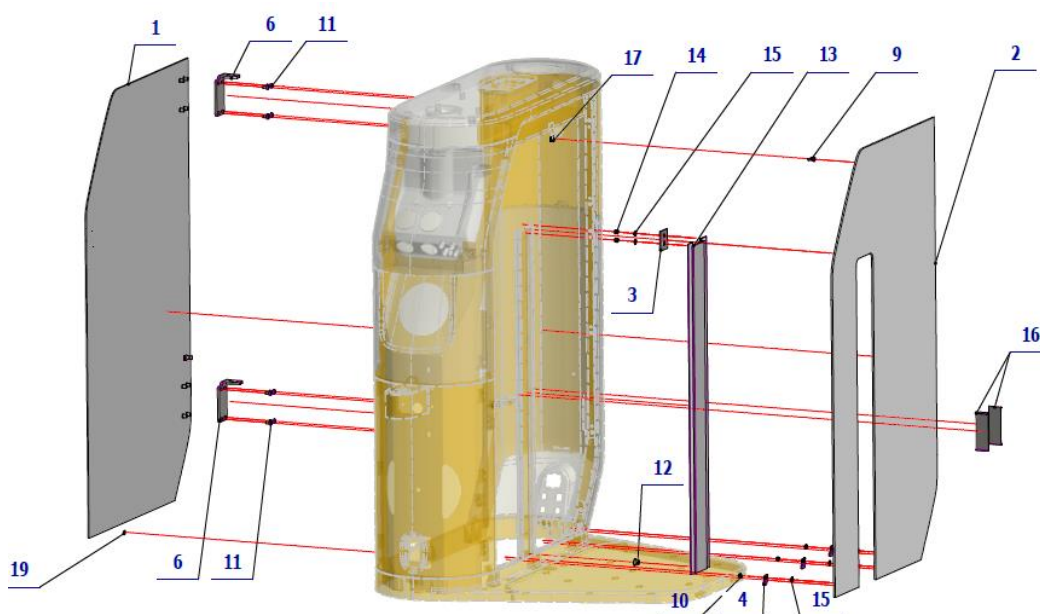
Pos.	Item no.	Product name	QTY	Unit	SP
001	ME392662.037	FILTER REGULATOR 5008 RM FRBIT 1/4 VODA 8234418	1.00	PC.	
005	V600.1-14-00	THROAT	1.00	PC.	
009	ME392662.033	MANOMETER 1/8P 5205 9700101	1.00	PC.	
013	ME321822.014	NUT 4-601.8-00-34	1.00	PC.	
014	V606.01-04-06	THROAT 1/4"x10x1	1.00	PC.	
016	V606.01-02-03.2	CONSOLE WATER	1.00	PC.	
019	ME309543.069	SCREW M 5X8	2.00	PC.	
030	ME735010.034	LABEL WATER	1.00	PC.	

033	ME405658.027	VALVE SIRAI L321B02C-ZA10G G1/4x2,3 24V DC	1.00	PC.	
036	ME311212.018	WASHER P 5,3	6.00	PC.	
038	V608.01-08-00	CONENCTOR 1/4 - 3/8 UHOL 90	1.00	PC.	
039	ME311120.108	NUT G1/4" MZ	1.00	PC.	
040	ME309255.062	SCREW M 4X25	2.00	PC.	
041	ME392662.041	CONNECTOR 1/4"x1/4"	1.00	PC.	

9/9/2020

4 - DOOR, ASSEMBLY DIPLOMAT – A655-350-050-1

Item no.	Product name	SP
A655-350-050-1_K-001	DOOR, ASSEMBLY DIPLOMAT/ WHT_MATTE	X
A655-350-050-1_K-005	DOOR, ASSEMBLY DIPLOMAT/ WHT2_MATTE	X

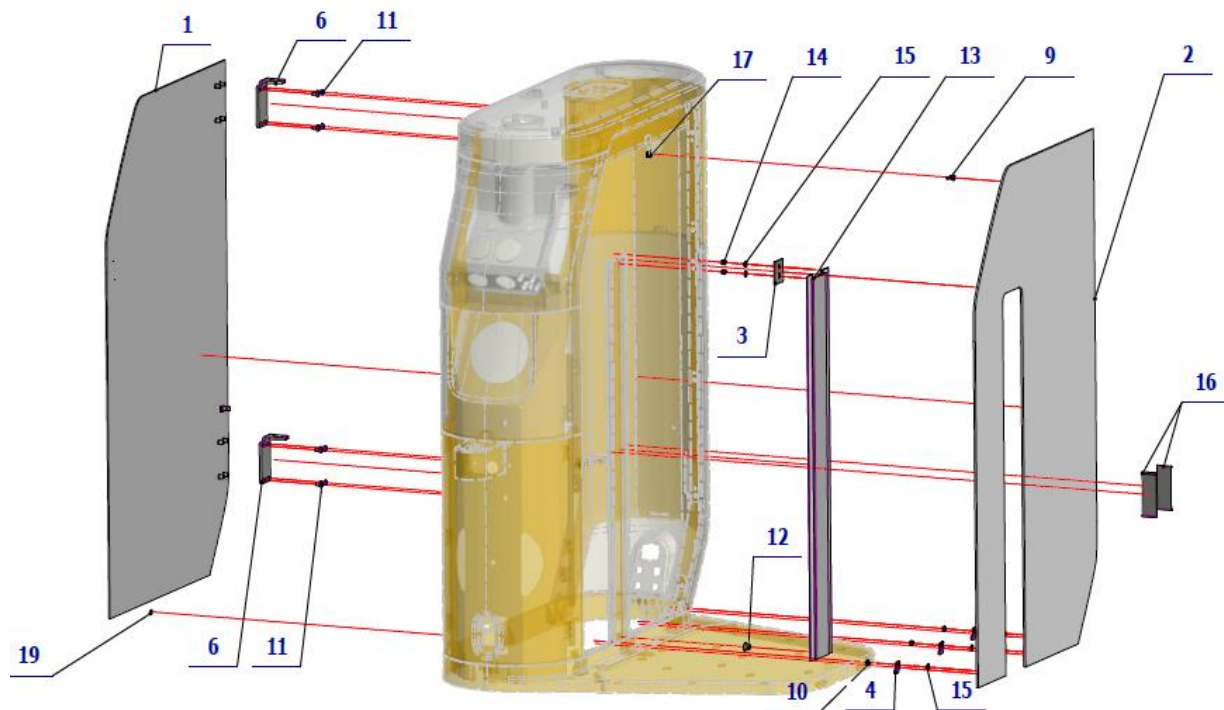


Pos.	Item no.	Product name	QTY	Unit	SP
001	V655-350-074-0	DOOR OPENING LOGO DIPLOMAT / WHT_MATTE	OPTIONAL	PC.	X
001	V655-350-074-0	DOOR OPENING LOGO DIPLOMAT / WHT2_MATTE	OPTIONAL	PC.	X
002	V655-350-042-0	DOOR FIXED LOGO DIPLOMAT / WHT_MATTE	OPTIONAL	PC.	X
002	V655-350-042-0	DOOR FIXED LOGO DIPLOMAT / WHT2_MATTE	OPTIONAL	PC.	X
003	V655-350-039-0	BAR CLAMP	1.00	PC.	
004	V655-350-040-0	DOOR EAR	3.00	PC.	
006	V655-350-017-0	HINGE B	2.00	PC.	
009	ME311000.002	NUT M 4	1.00	PC.	
010	ME311120.016	NUT M 4	3.00	PC.	
011	ME309543.068	SCREW M 4X8	8.00	PC.	
012	V655-350-018-0	NUT	1.00	PC.	
013	A655-350-052-0	SHEET WITH SEAL	1.00	PC.	X
014	ME311120.098	NUT M 4	2.00	PC.	
015	ME311210.028	WASHER P 4,3	5.00	PC.	
016	V655-001-012-0	SLIDE SS	2.00	PC.	
017	V655-350-083-0	COVER WASHER	1.00	PC.	
019	ME405900.015	NEODYM DISK SELF-ADHESIVE 6x1mm	1.00	PC.	

PZ_22_015_OS+22_017_OS/3_15_2022

5 - DOOR, ASSEMBLY TECNO-GAZ – A655-350-051-0

Item no.	Product name	SP
A655-350-050-1_K-001	DOOR, ASSEMBLY DIPLOMAT/ WHT_MATTE	X
A655-350-050-1_K-005	DOOR, ASSEMBLY DIPLOMAT/ WHT2_MATTE	X

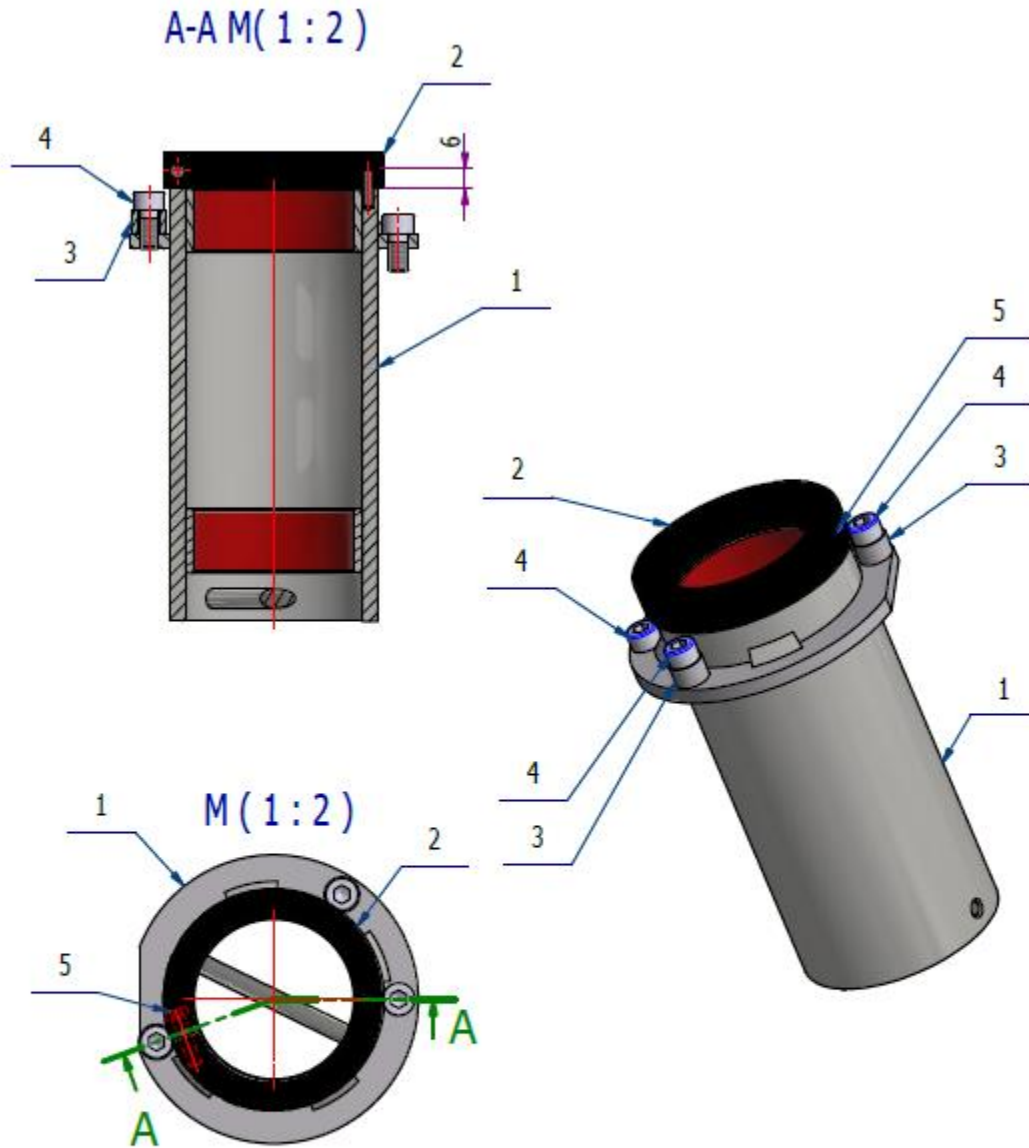


Pos.	Item no.	Product name	QTY	Unit	SP
001	V655-350-075-0	DVERE OTVARACIE LOGO TECNO-GAZ / WHT_MATTE	OPTIONAL	PC.	X
001	V655-350-075-0	DVERE OTVARACIE LOGO TECNO-GAZ / WHT2_MATTE	OPTIONAL	PC.	X
002	V655-350-076-0	DVERE PEVNE LOGO TECNO-GAZ / WHT_MATTE	OPTIONAL	PC.	X
002	V655-350-076-0	DVERE PEVNE LOGO TECNO-GAZ / WHT2_MATTE	OPTIONAL	PC.	X
003	V655-350-039-0	BAR CLAMP	1.00	PC.	
004	V655-350-040-0	DOOR EAR	3.00	PC.	
006	V655-350-017-0	HINGE B	2.00	PC.	
009	ME311000.002	NUT M 4	1.00	PC.	
010	ME311120.016	NUT M 4	3.00	PC.	
011	ME309543.068	SCREW M 4X8	8.00	PC.	
012	V655-350-018-0	NUT	1.00	PC.	
013	A655-350-052-0	SHEET WITH SEAL	1.00	PC.	X
014	ME311120.098	NUT M 4	2.00	PC.	
015	ME311210.028	WASHER P 4,3	5.00	PC.	
016	V655-001-012-0	SLIDE SS	2.00	PC.	
017	V655-350-083-0	COVER WASHER	1.00	PC.	
019	ME405900.015	NEODYM DISK SELF-ADHESIVE 6x1mm	1.00	PC.	

PZ_22_015_OS+22_017_OS/3_15_2022

6 - EXTENSION CASE – A655-005-001-0

Item no.	Product name	SP
A655-005-001-0-K-001	EXTENSION CASE	X



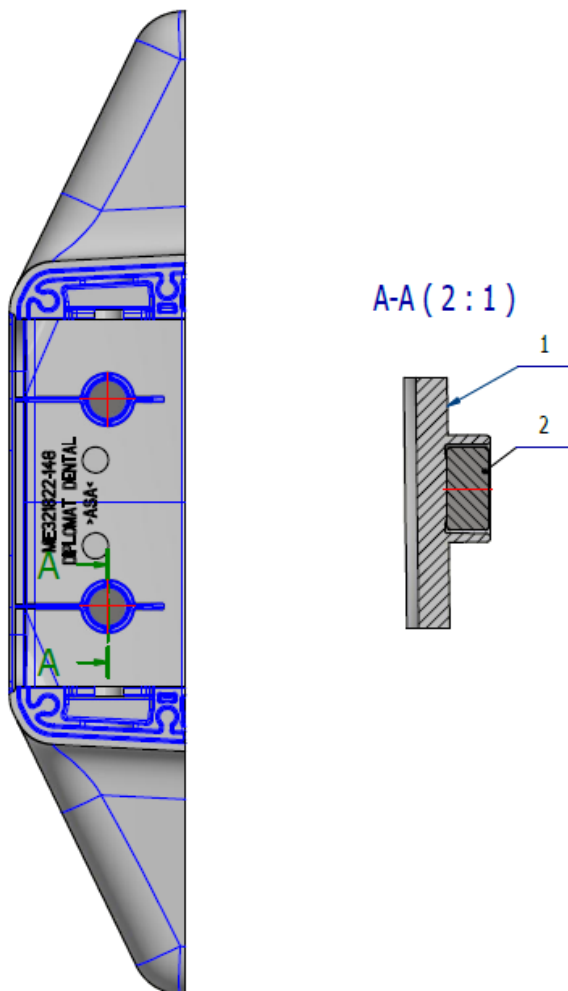
1. POS. 6 TO POS. 1 GLUE WITH GREEN THREADED GLUE WEICONLOCK AN 306-38

Pos.	Item no.	Product name	QTY	Unit	SP
001	V655-005-010-0	EXTENSION HOUSING WITH BEARINGS	1.00	PC.	
002	V653-090-014-0	DENTIST'S FIXED ARM BRAKE	1.00	PC.	
003	V655-005-009-0	STOP ROLLER	2.00	PC.	
004	ME309543.026	SCREW M 6X10	3.00	PC.	
005	ME309542.001	SCREW M 4x16	1.00	PC.	

PZ_22_023_OS + PZ_22_039

7 – COVER L WITH MAGNETS – A655-350-110-0

Item no.	Product name	SP
A655-350-110-0-K-001	COVER L WITH MAGNETS /WHT_MATTE	X
A655-350-110-0-K-005	COVER L WITH MAGNETS /WHT2_MATTE	X

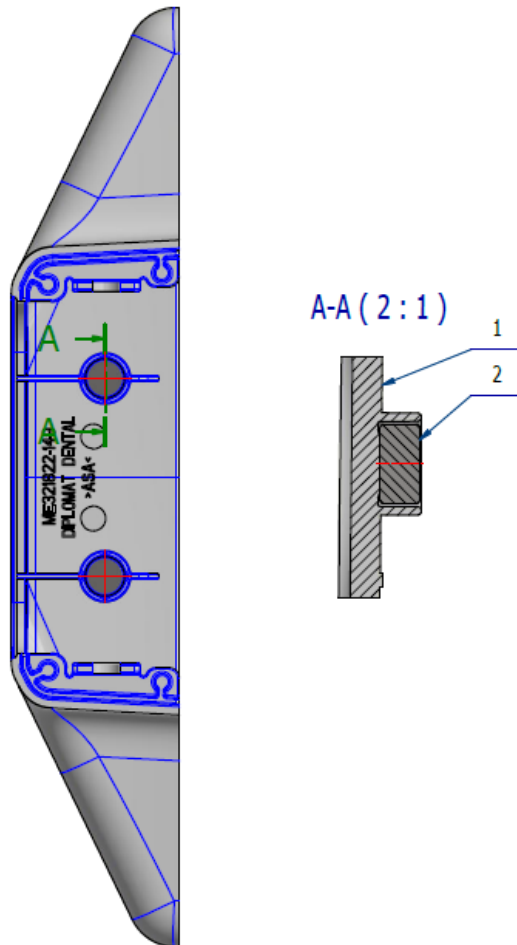


Pos.	Item no.	Product name	QTY	Unit	SP
001	V655-350-112-0	L3 LEVER COVER / WHT_MATTE	OPTIONAL	PC.	X
001	V655-350-112-0	L3 LEVER COVER / WHT2_MATTE	OPTIONAL	PC.	X
002	ME405900.023	MAGNET 8X4 KT-08-04-N	2.00	PC.	

2/9/2022

8 – COVER P WITH MAGNETS – A655-350-111-0

Item no.	Product name	SP
A655-350-111-0-K-001	COVER P WITH MAGNETS /WHT_MATTE	X
A655-350-111-0-K-005	COVER P WITH MAGNETS /WHT2_MATTE	X



Pos.	Item no	Product name	QTY	Unit	SP
001	V655-350-113-0	R3 LEVER COVER / WHT_MATTE	OPTIONAL	PC.	X
001	V655-350-113-0	R3 LEVER COVER / WHT_MATTE	OPTIONAL	PC.	X
002	ME405900.023	MAGNET 8X4 KT-08-04-N	2.00	PC.	

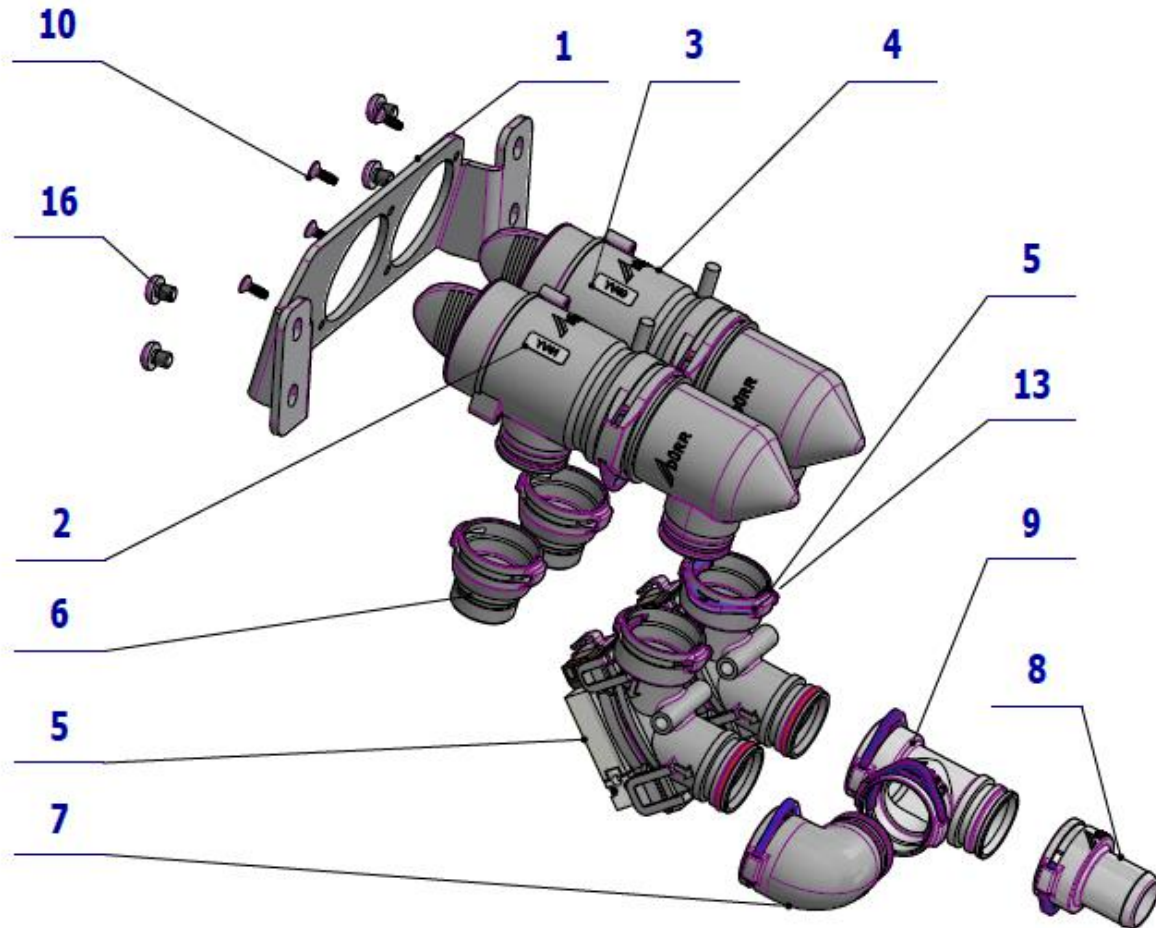
2/9/2022

A2 – CUSPIDOR BLOCK LIFT – ACCESSORIES

1 - DURR SUCTION CONTROL

1.1 - 2 DURR FILTERS ACCESSORIES – A655-361-000-0

Item No.	Product name	SP
A655-361-000_K-001	2 DURR FILTERS ACCESSORIES	X



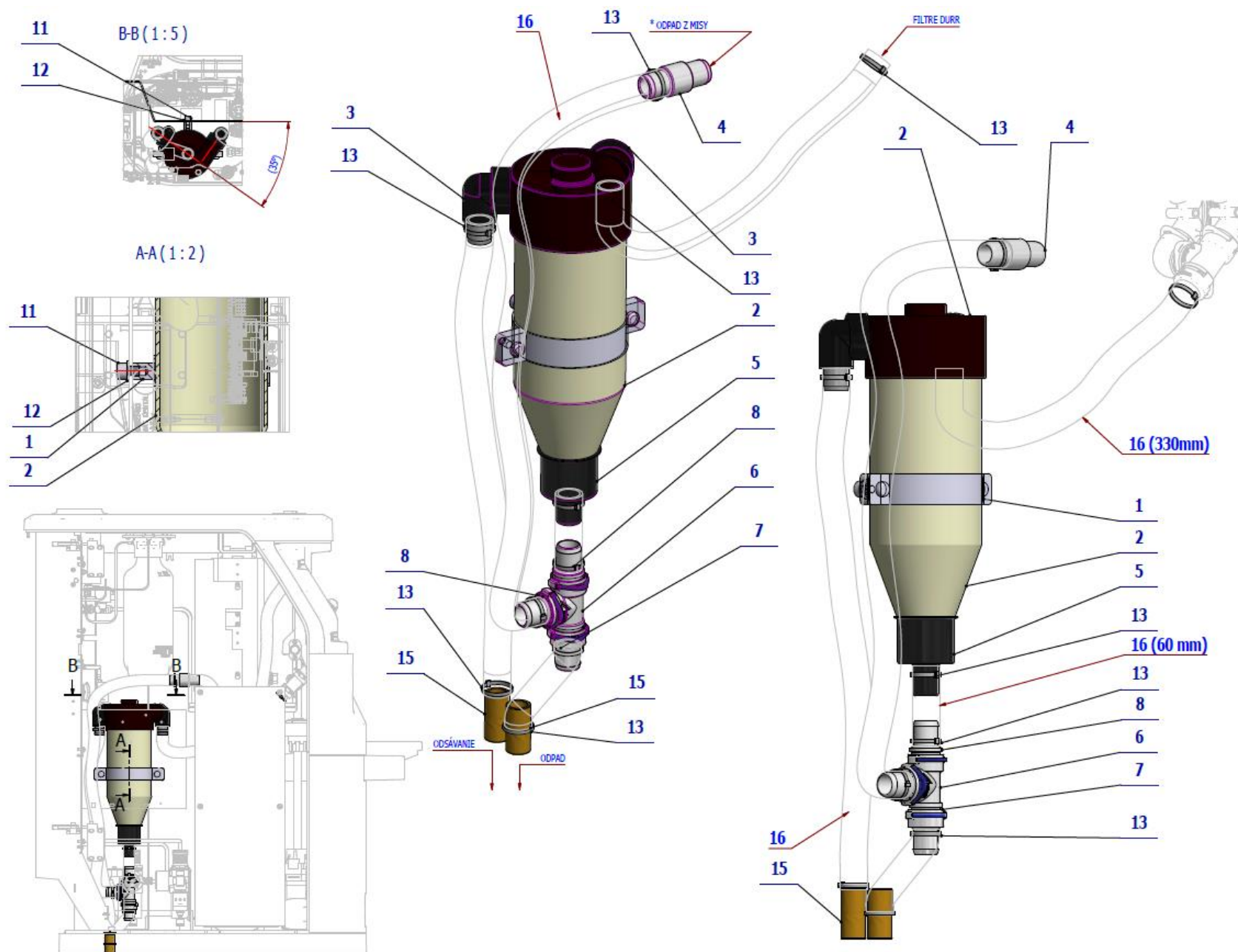
Pos.	Item no.	Product name	QTY	Unit	SP
001	V655-361-002-0	FILTER CONSOLE	1.00	PC.	
002	V400.01-01-20	LABEL YV41		PC.	
003	V400.01-01-19	LABEL YV40		PC.	
004	ME443000.123	FILTER DURR COMPLETE 0725-040-50	2.00	PC.	
005	ME443100.002	VALVE MEMBRAN.DURR 7560-500-77	2.00	PC.	
006	ME443000.124	STRAIGHT TAIL-PIECE P 20 DURR 0700-720-23	2.00	PC.	
007	ME286531.084	ELBOW RIGHT 0700-700-04E	1.00	PC.	
008	ME443000.114	TAIL-PIECE P20 0700-720-20E	1.00	PC.	
009	ME443000.161	T-PIECE DURR 0700-700-06E	1.00	PC.	
010	ME307001.009	SCREW STP33 3x9 - H1	4.00	PC.	
013	ME443000.113	LOCK RING DURR 20 MM 9000-402-54	1.00	PC.	
016	ME309255.050	SCREW M 5X6	4.00	PC.	

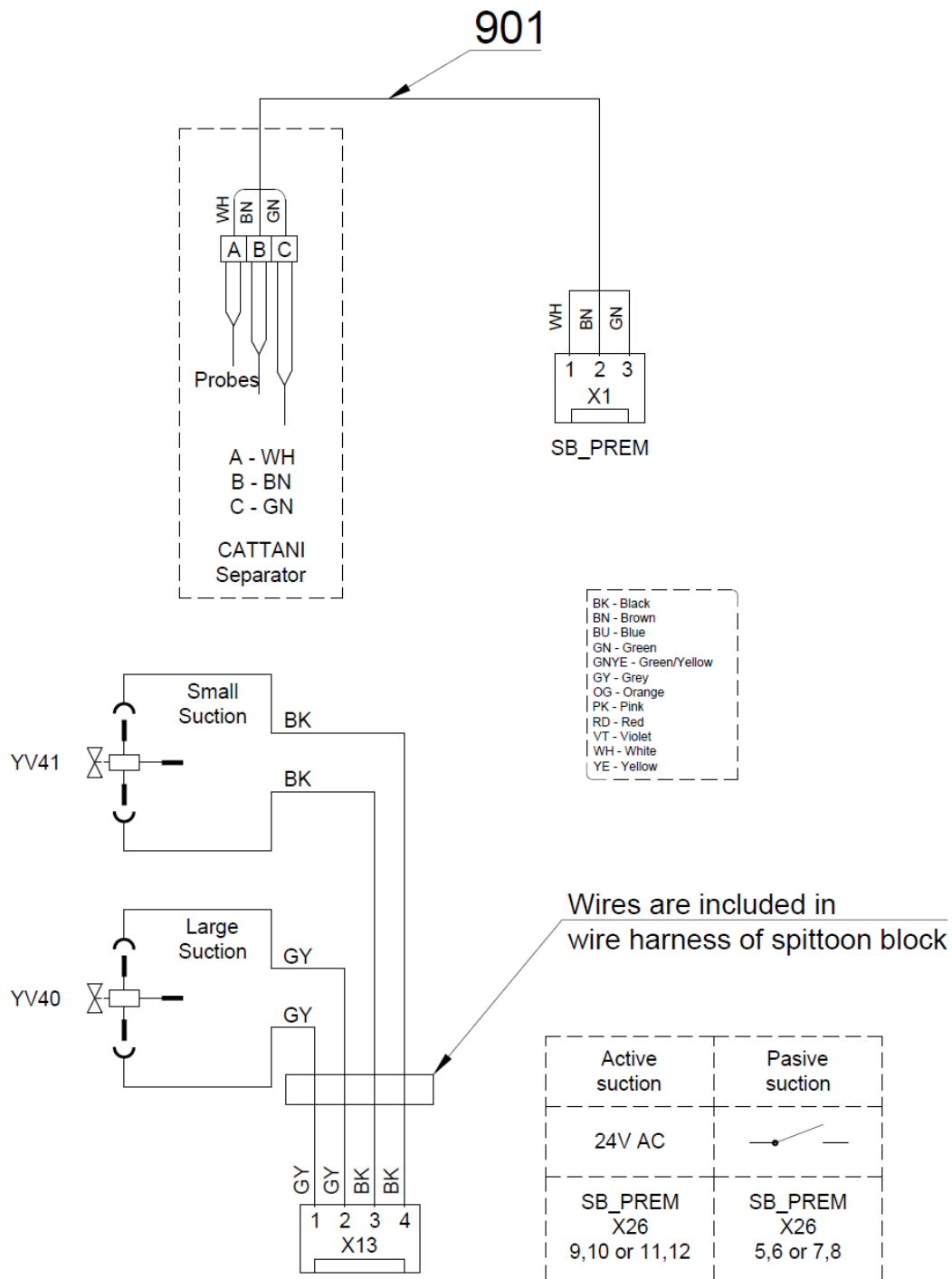
11/20/2021

2 - CATTANI SEPARATOR ACCESSORY

2.1 - CATTANI SEPARATOR ACCESSORY – A655-390-000-0

Item No.	Product name	SP
A655-390-000_ K-001	CATTANI SEPARATOR ACCESSORY	X





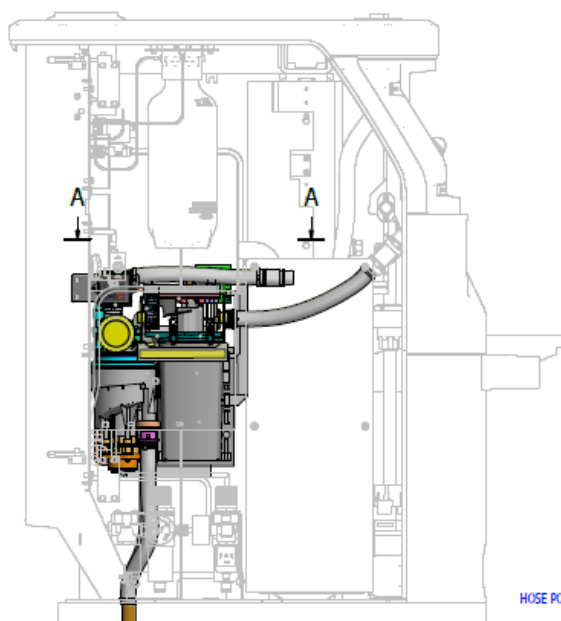
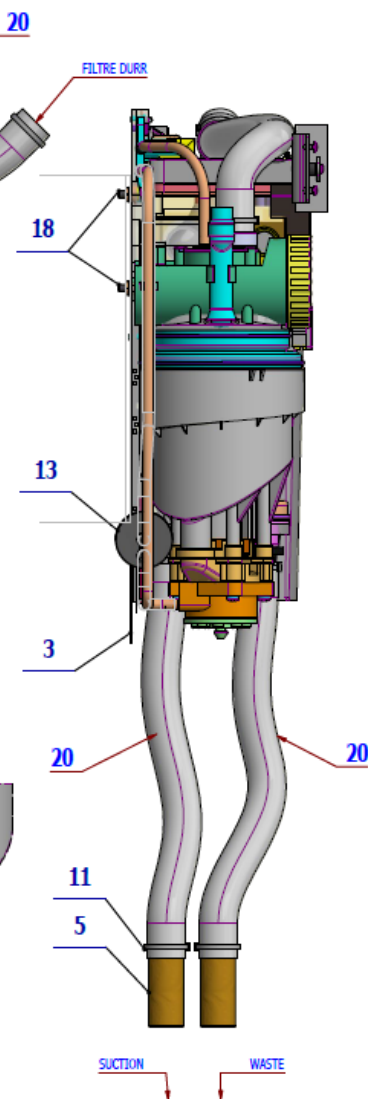
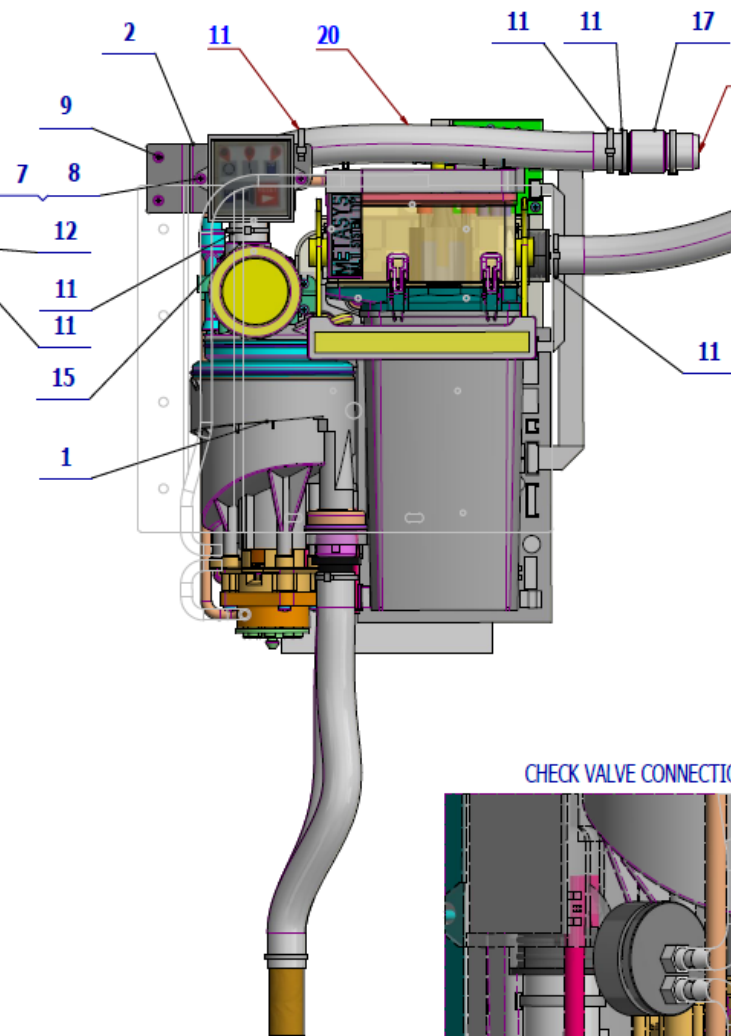
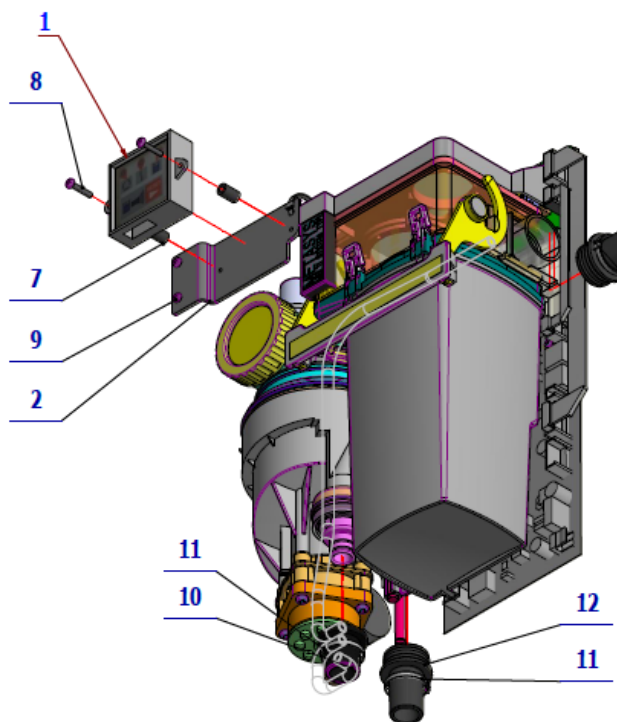
Pos.	Item no.	Product name	QTY	Unit	SP
001	ME345133.002	SLEEVE LGS 90x25 M8	1.00	PC.	
002	ME443000.009	SEPAR. MINI CATTANI	1.00	PC.	
003	V611.85-02-00	ELBOW CATTANI 2	2.00	PC.	
004	V653-350-017-0	NIPPLE UNDERBOWL	1.00	PC.	
005	ME443000.017	NOZZLE FOR SEPARATOR CATTANI	1.00	PC.	
006	ME443000.161	T-PIECE DURR 0700-700-06E	1.00	PC.	
007	ME443000.114	ENDING P20 0700-720-20E	1.00	PC.	
008	ME443000.136	ENDING STRAIGHT P 20 DURR 0700-710-20E	2.00	PC.	
011	ME309543.048	SCREW M 8X10	1.00	PC.	
012	ME311210.018	WASHER P 8,4	1.00	PC.	
013	ME397800.015	CABLE TIE F0301 CV-200	10.00	PC.	
015	V600.0-01-10	TUBE	2.00	PC.	
016	ME286000.004	HOSE SPIRAFLEX P20	2.20	M	
901	ME341413.069	CABLE LiYY 3X0,25	0.65	M	
903	ME354321.009	CABLE EYE 7610-01/3	3.00	PC.	

PZ_22_032_OS_4/8/2022

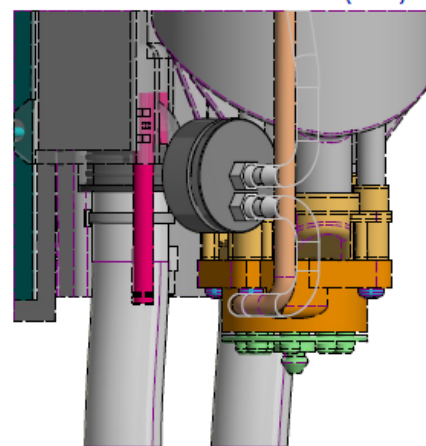
3 - METASYS MST1, ECO L1

3.1 - AMALGAM SEPARATOR ACCESSORIES METASYS MST1 – A655-400-000-0

Item No.	Product name	SP
A655-400-000_ K-001	AMALGAM SEPARATOR ACCESSORIES METASYS MST1	X



CHECK VALVE CONNECTION M (1 : 1)



20 A-A M (1 : 5)



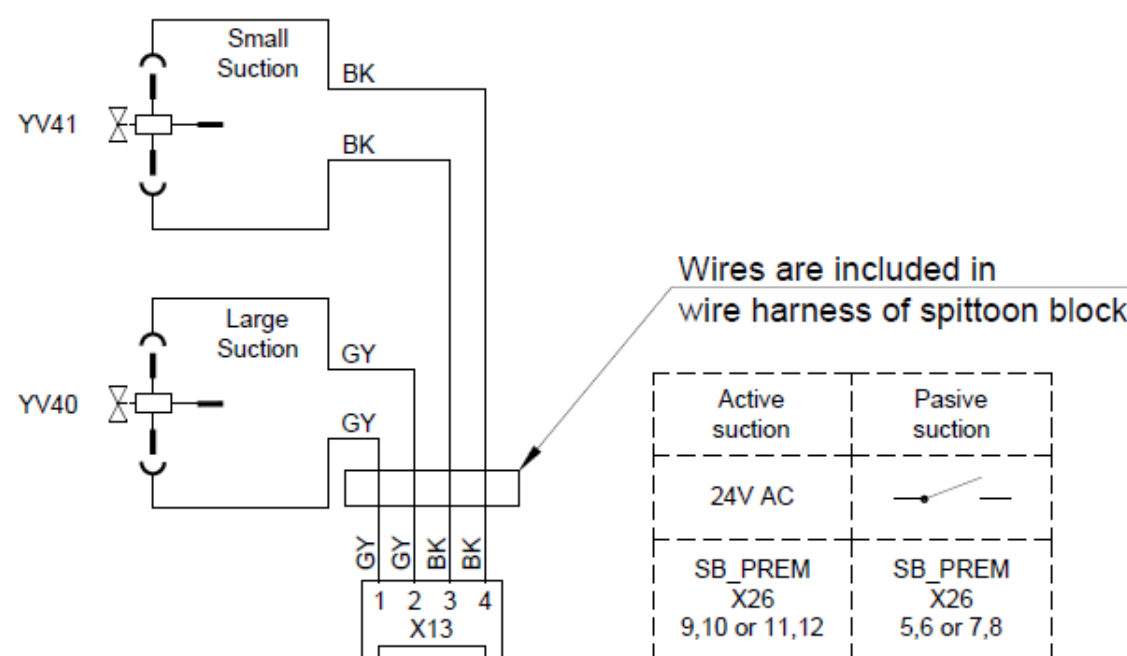
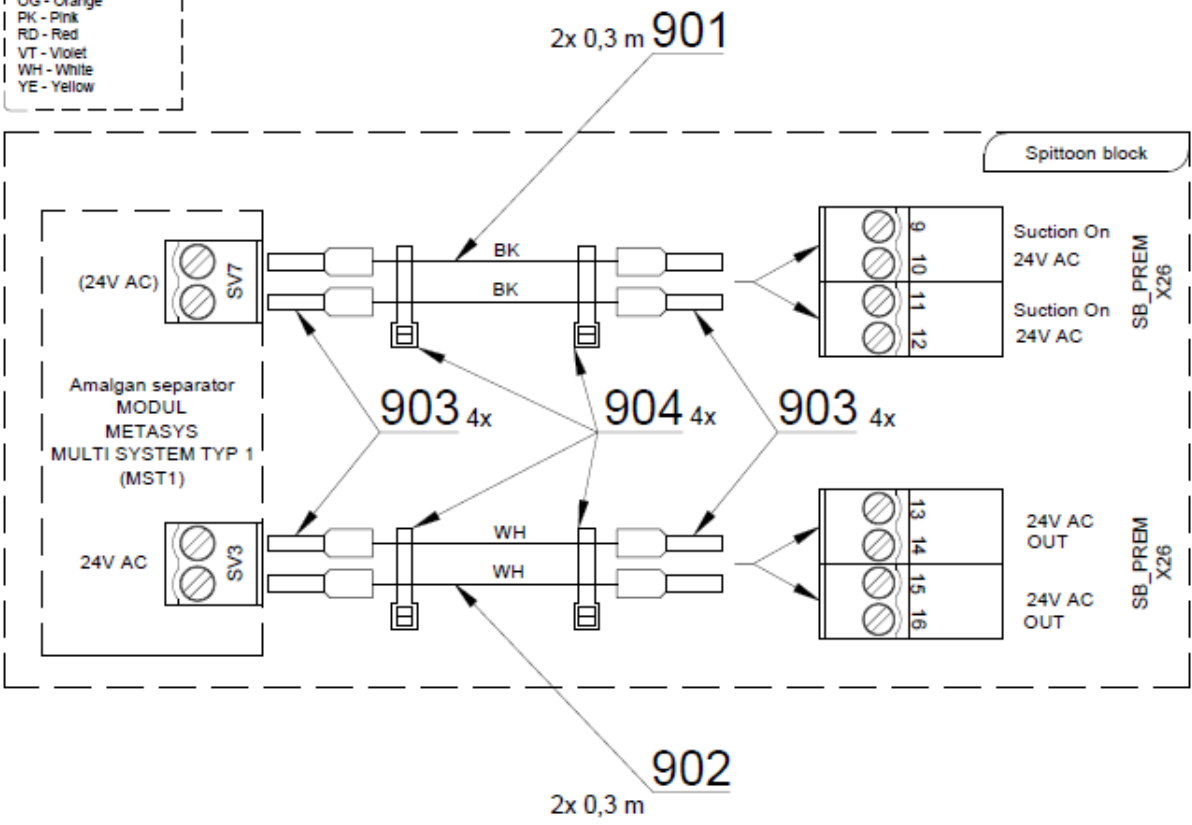
11

HOSE POS. 20 ATTACH TO THE POS. 2

11

HOSE POS. 20 ATTACH TO THE ELECTRONICS HOLDER

- BK - Black
- BN - Brown
- BU - Blue
- GN - Green
- GNYE - Green/Yellow
- GY - Grey
- OG - Orange
- PK - Pink
- RD - Red
- VT - Violet
- WH - White
- YE - Yellow

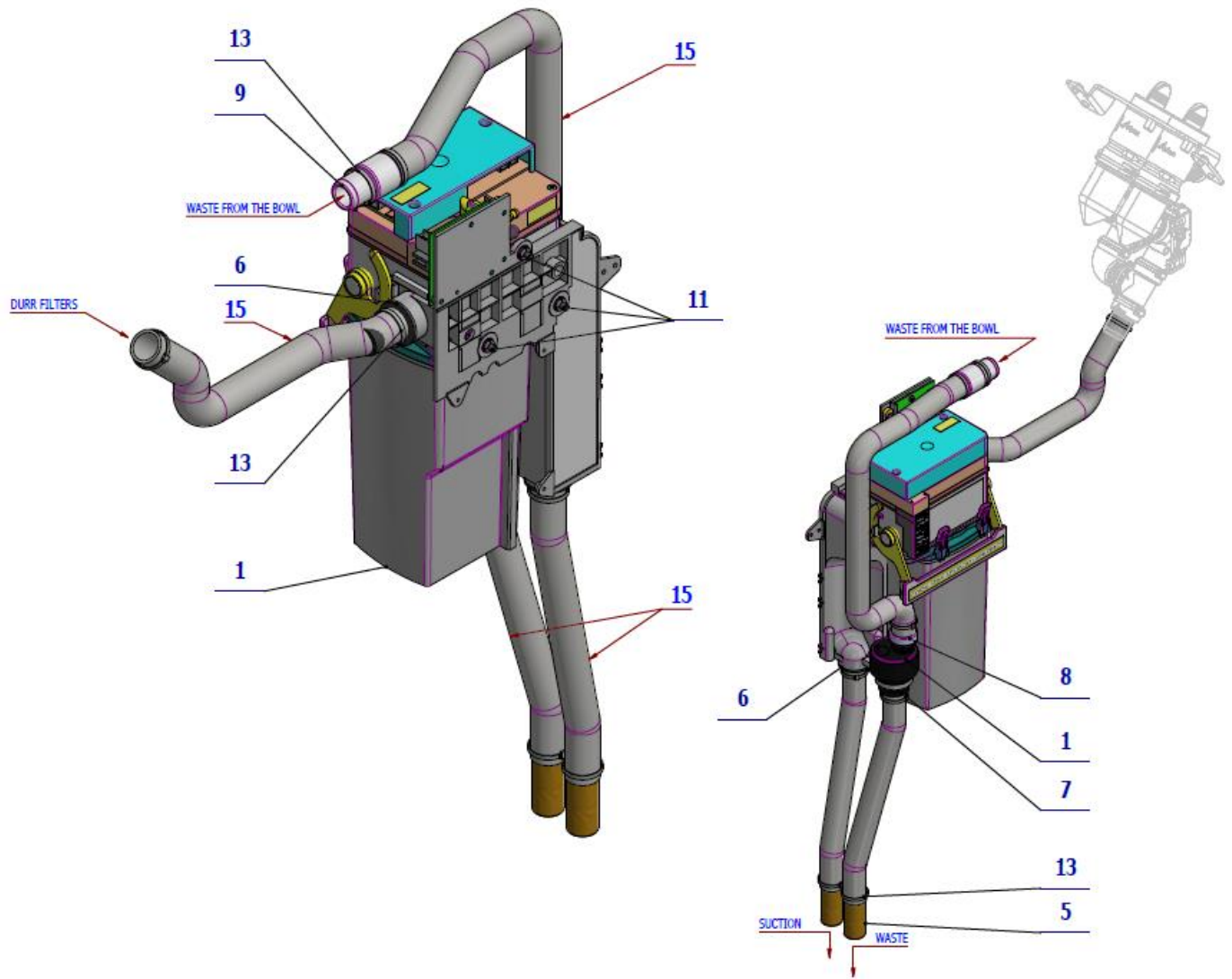


Pos.	Item no.	Product name	QTY	Unit	SP
001	ME443000.029	SEPAR. METASYS MST 1	1.00	PC.	
002	V655-400-001-0	CONSOLE CONTROLLER	1.00	PC.	
003	V601.8-00-67	WASHER UNDER METASYS	1.00	PC.	
005	V600.0-01-10	TUBE	2.00	PC.	
007	V606.70-00-08	SPACER METASYS	2.00	PC.	
008	ME309255.049	SCREW M 3X16	2.00	PC.	
009	ME309255.051	SCREW M 3X6	2.00	PC.	
010	V601.8-00-65	ENDINT	1.00	PC.	
011	ME397800.015	CABLE TIE F0301 CV-200	11.00	PC.	
012	ME548240.011	ENDING NR.40010050	1.00	PC.	
013	A653-400-001-0	RETURN VALVE	1.00	PC.	
015	ME548240.015	ENDING NR.40010090	1.00	PC.	
017	V653-350-017-0	NIPPLE UNDERBOWL	1.00	PC.	
018	ME309543.072	SCREW M 4X12	3.00	PC.	
019	ME443000.047	REPLACEMENT CONTAINER FOR METASYS MST1	1.00	PC.	
020	ME286000.004	HOSE SPIRAFLEX P20	2.50	M	
901	ME341419.020	WIRE LiY 0,5 BLACK	0.60	M	
902	ME341411.059	WIRE LAU 0,5 WHITE	0.60	M	
903	ME375000.003	INSULATED NIT-NITI 0,5X8WH	8.00	PC.	
904	ME397900.012	CABLE TIE. F 0301 CV-094	4.00	PC.	

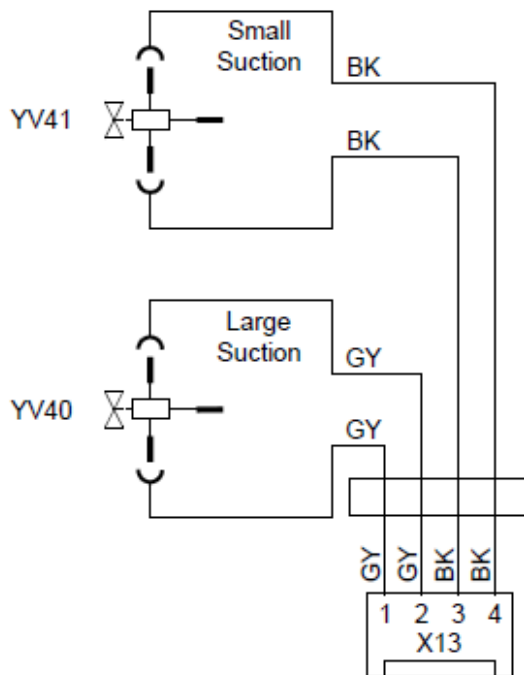
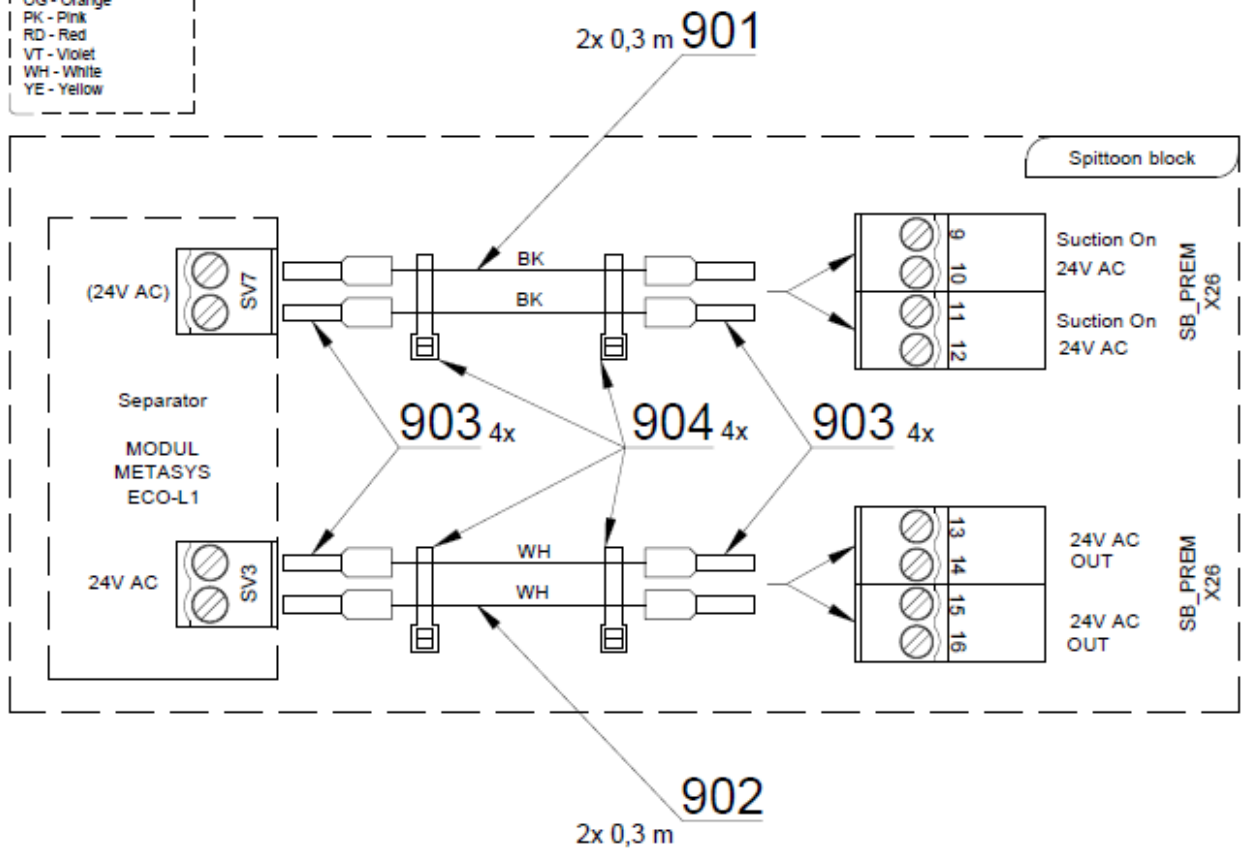
PZ_22_064_5/13/2022

3.2- AMALGAM SEPARATOR ACCESSORIES METASYS ECO L1 – A655-401-000-0

Item No.	Product name	SP
A655-401-000_K-001	AMALGAM SEPARATOR ACCESSORIES METASYS ECO L1	X



- BK - Black
- BN - Brown
- BU - Blue
- GN - Green
- GNYE - Green/Yellow
- GY - Grey
- OG - Orange
- PK - Pink
- RD - Red
- VT - Violet
- WH - White
- YE - Yellow



Wires are included in
wire harness of spittoon block

Active suction	Passive suction
24V AC	
SB_PREM X26 9,10 or 11,12	SB_PREM X26 5,6 or 7,8

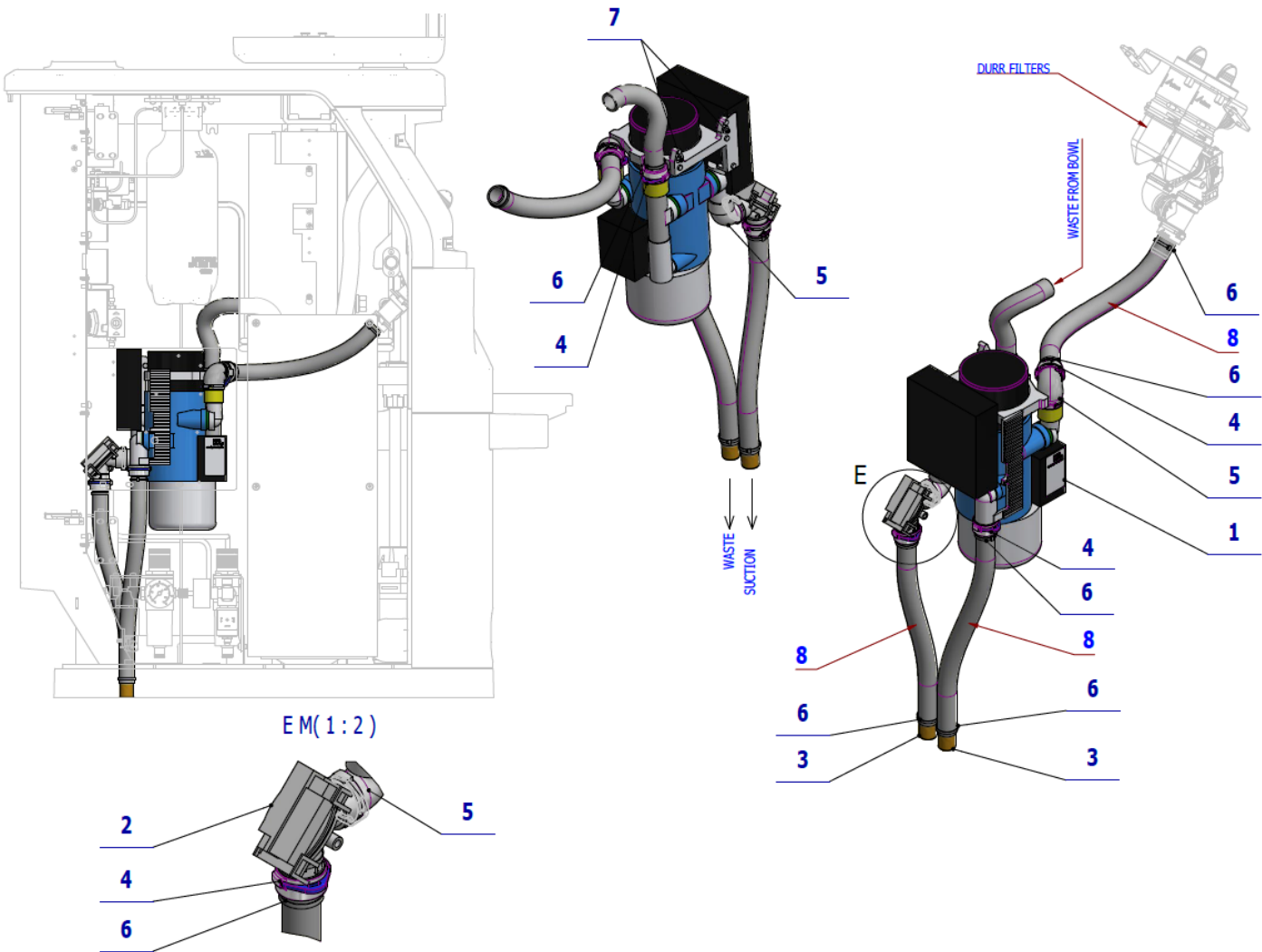
Pos.	Item no.	Product name	QTY	Unit	SP
001	ME443000.048	SEPAR. METASYS ECO 1 L	1.00	PC.	
005	V600.0-01-10	TUBE	2.00	PC.	
006	ME548240.011	ENDING NR.40010050	1.00	PC.	
007	V601.8-00-65	ENDING	1.00	PC.	
008	ME548240.015	ENDING NR.40010090	1.00	PC.	
009	V653-350-017-0	NIPPLE UNDERBOWL	1.00	PC.	
011	ME309543.072	SCREW M 4X12	3.00	PC.	
013	ME397800.015	CABLE TIE F0301 CV-200	9.00	PC.	
015	ME286000.004	HOSE SPIRAFLEX P20	2.50	M	
901	ME341419.020	WIRE LiY 0,5 BLACK	0.60	M	
902	ME341411.059	WIRE LAU 0,5 WHITE	0.60	M	
903	ME375000.003	INSULATED NIT-NITI 0,5X8WH	8.00	PC.	
904	ME397900.012	CABLE TIE F 0301 CV-094	4.00	PC.	

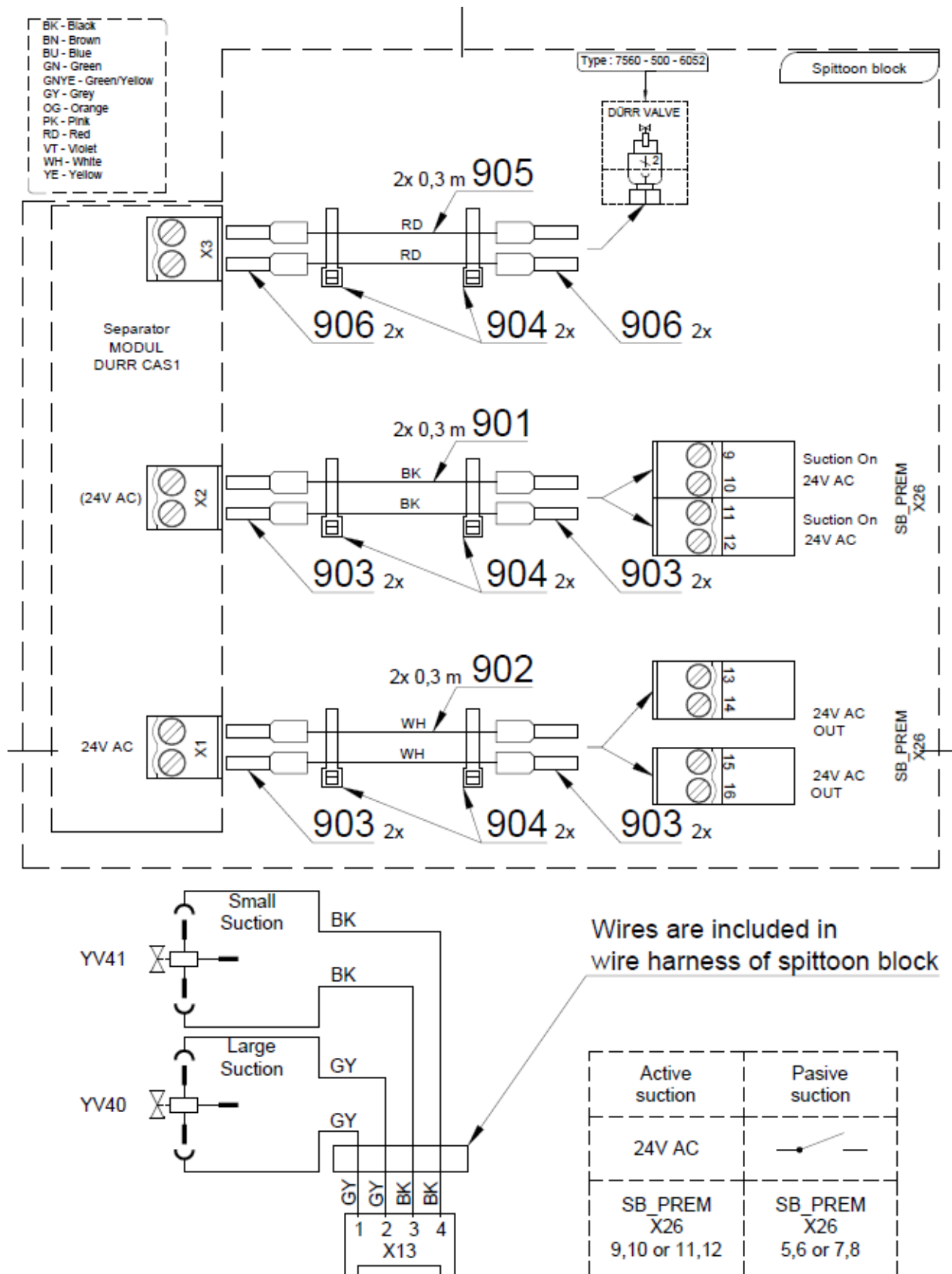
PZ_22_071_OS_3/14/2022

4 - Durr CS1, CAS1, 1 VALVE, 2 VALVES

4.1 - AMALGAM SEPARATOR ACCESSORY Durr CAS1 – A655-410-000-0

Item No.	Product name	SP
A655-410-000_K-001	AMALGAM SEPARATOR ACCESSORY Durr CAS1	X



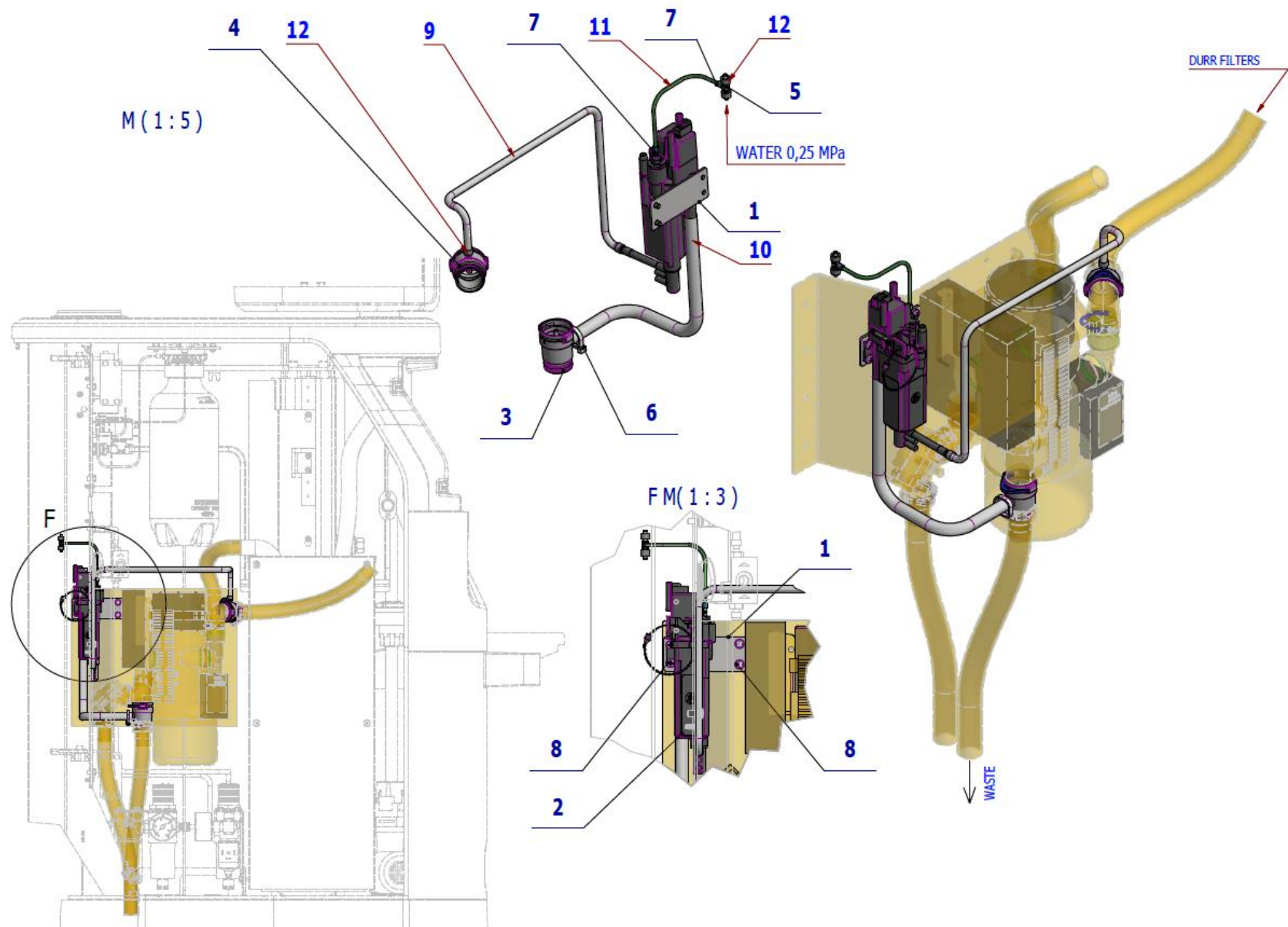


Pos.	Item no.	Product name	QTY	Unit	SP
001	ME443000.112	SEPAR. DURR CAS1 7117-02	1.00	PC.	
002	ME443100.002	VALVE MEMBRAN.DURR 7560-500-77	1.00	PC.	
003	V600.0-01-10	TUBE	2.00	PC.	
004	ME443000.114	ENDING P20 0700-720-20E	4.00	PC.	
005	ME286531.084	ELBOW RIGHT 0700-700-04E	2.00	PC.	
006	ME397800.015	CABLE TIE F0301 CV-200	8.00	PC.	
007	ME309000.008	SCREW M 4X12	2.00	PC.	
008	ME286000.004	HOSE SPIRAFLEX P20	1.20	M	
901	ME341419.020	WIRE LiY 0,5 BLACK	0.60	M	
902	ME341411.059	WIRE LAU 0,5 WHITE	0.60	M	
903	ME375000.003	INSULATED NIT-NITI 0,5X8WH	8.00	PC.	
904	ME397900.012	CABLE TIE F 0301 CV-094	6.00	PC.	
905	ME341419.006	WIRE LiY 0,25 RD - 4126104S	0.60	M	
906	ME375000.010	INSULATED NIT-NITI 0,25x8 BU	4.00	PC.	

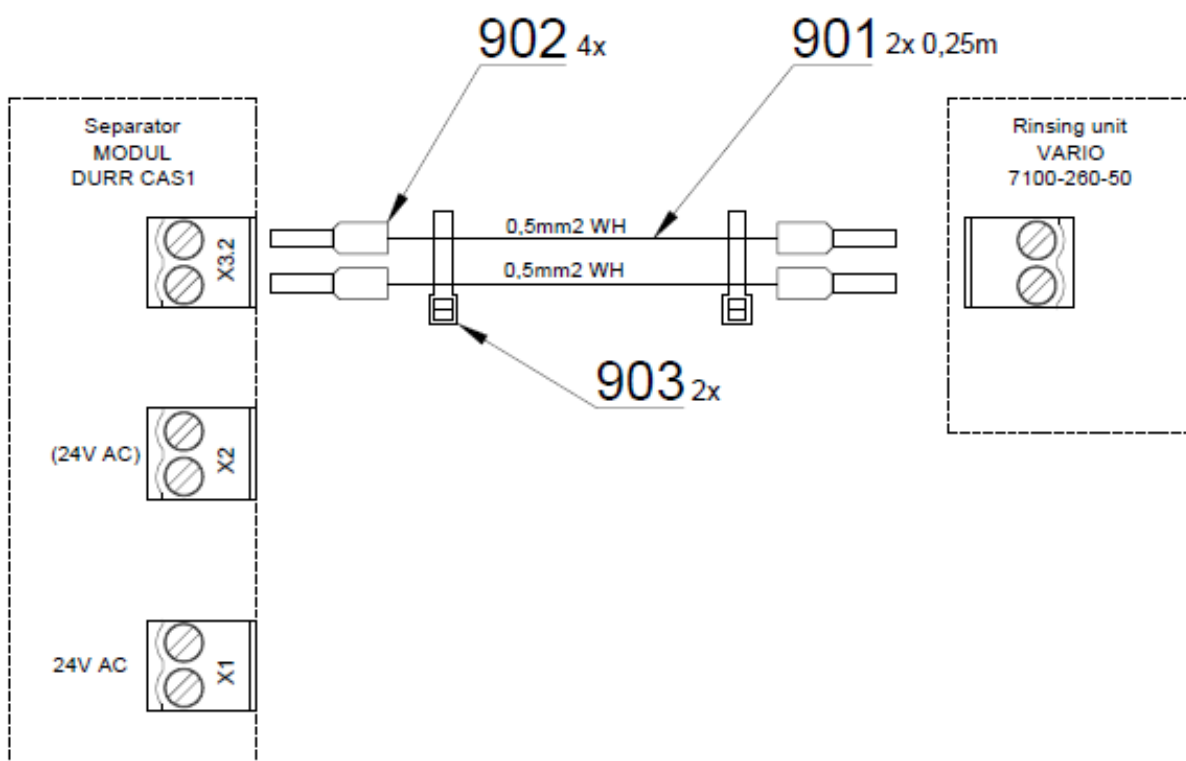
11/23/2021

4.2 - AMALGAM SEPARATOR ACCESSORY DURR CAS1+VARIO 7100-260-50 – A655-414-000-0

Item No.	Product name	SP
A655-414-000_K-001	AMALGAM SEPARATOR ACCESSORY DURR CAS1+VARIO 7100-260-50	X



BK - Black
BN - Brown
BU - Blue
GN - Green
GNYE - Green/Yellow
GY - Grey
OG - Orange
PK - Pink
RD - Red
VT - Violet
WH - White
YE - Yellow

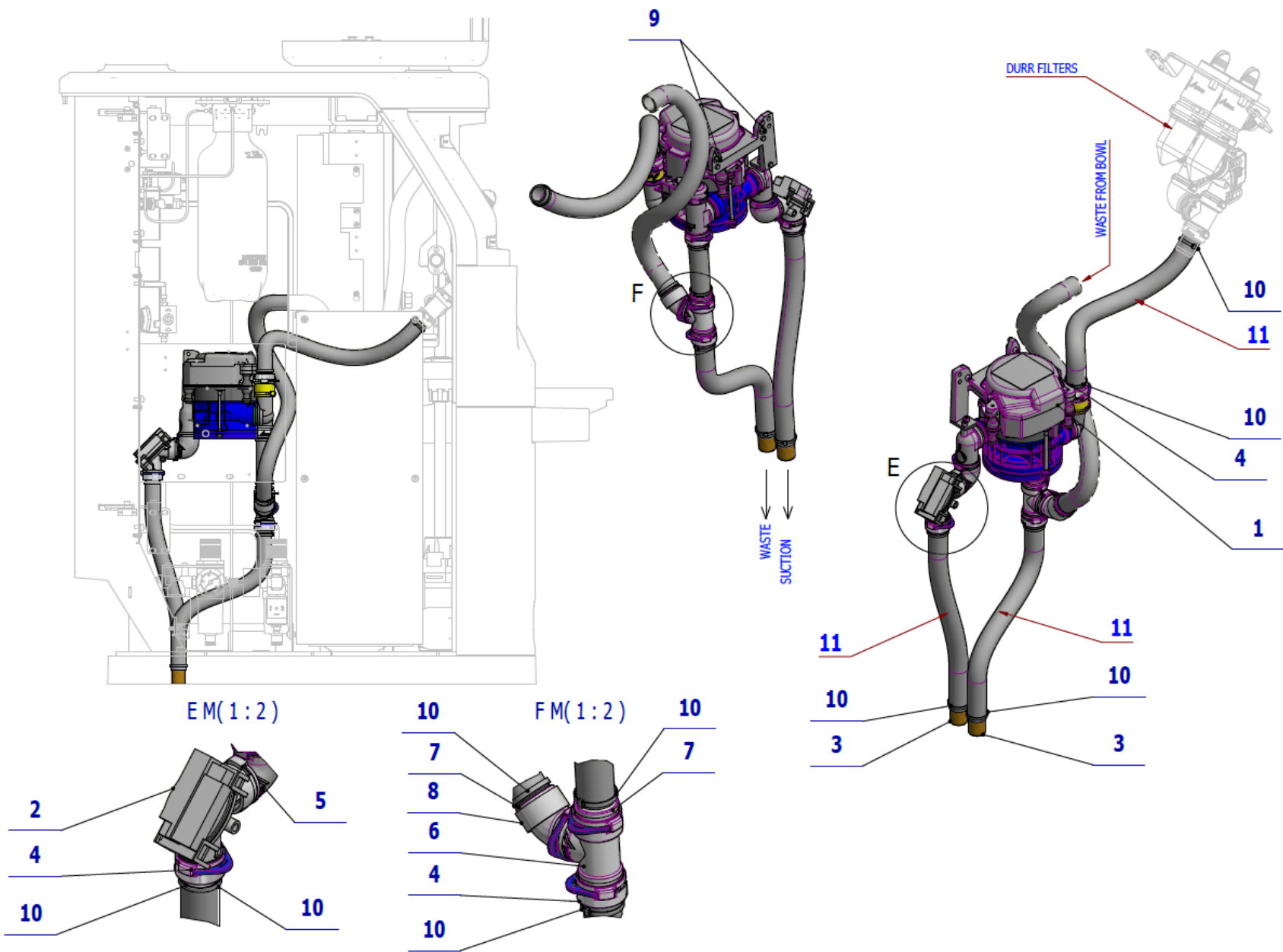


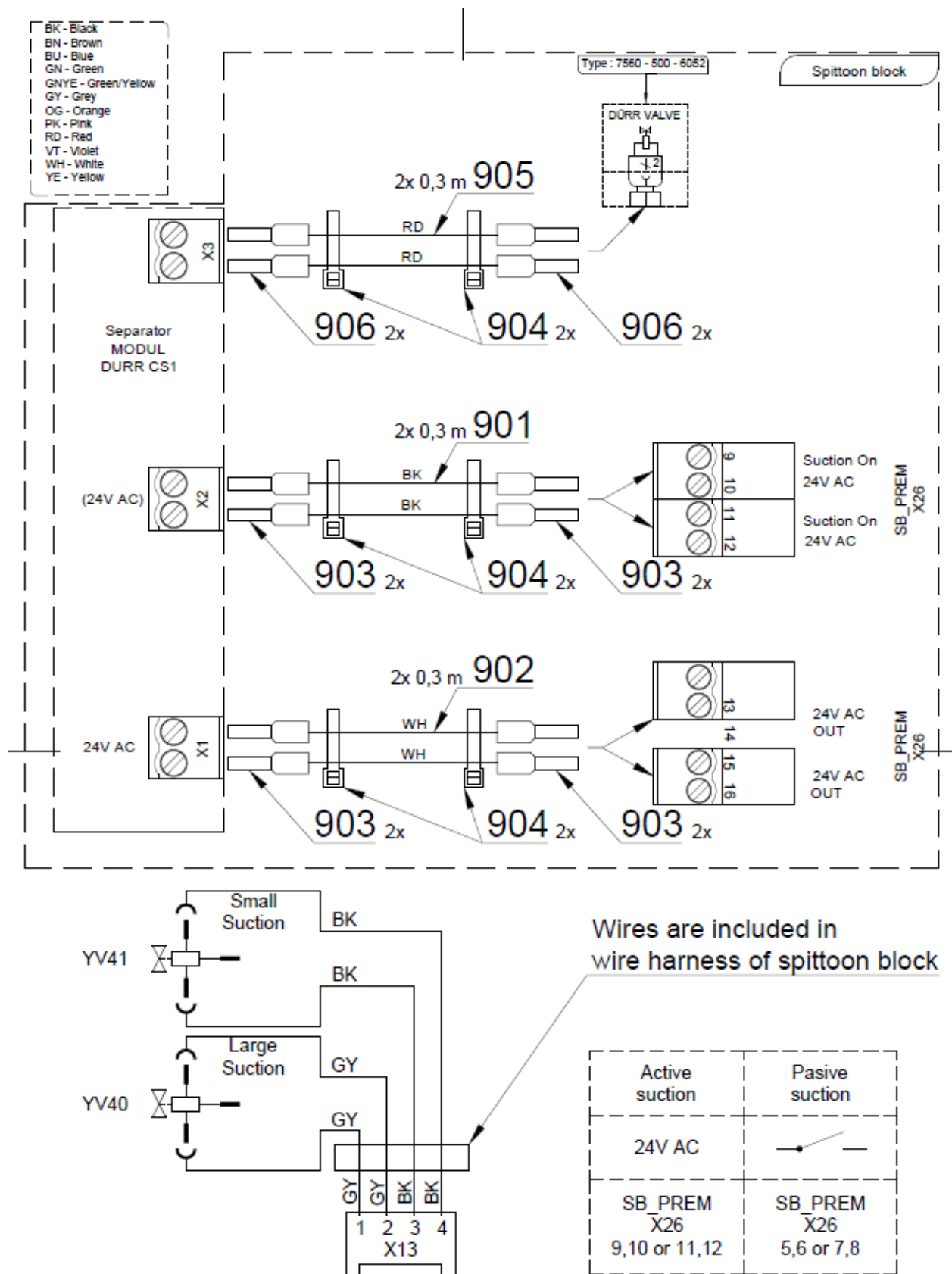
Pos.	Item no.	Product name	QTY	Unit	SP
001	V655-414-001-0	CONSOLE VARIO	1.00	PC.	
002	ME443000.090	RINSING UNIT VARIO 7100-260-50	1.00	PC.	
003	ME443000.091	CHECK VALVE DURR 0700-730-50E	1.00	PC.	
004	ME443000.092	CONNECTION DURR 0700-700-15E	1.00	PC.	
005	ME336401.027	SWITCHBOARD T230/210-1	1.00	PC.	
006	ME397900.012	CABLE TIE. F 0301 CV-094	1.00	PC.	
007	V608.45-00-08	LOCKRING 1	2.00	PC.	
008	ME309255.073	SCREW M 4X6	4.00	PC.	
009	ME283367.022	HOSE PUR 3,8/6,4 TRANSPARENT	0.40	M	
010	ME443000.101	HOSE SPIRAL CATTANI P11 GREY	0.30	M	
011	ME283367.024	HOSE PUR 1,5/2,7 GREEN	0.20	M	
012	ME343415.031	HOSE SILICONE 5X1.5 GREY	0.03	M	
901	ME341411.059	WIRE LAU 0,5 WHITE	0.50	M	
902	ME375000.003	INSULATED NIT-NITI 0,5X8WH	4.00	PC.	
903	ME397900.012	CABLE TIE F 0301 CV-094	2.00	PC.	

PZ_22_008_1/24/2022

4.3 - AMALGAM SEPARATOR ACCESSORY DURR CS1 – A655-411-000-0

Item No.	Product name	SP
A655-411-000_K-001	AMALGAM SEPARATOR ACCESSORY DURR CS1	X



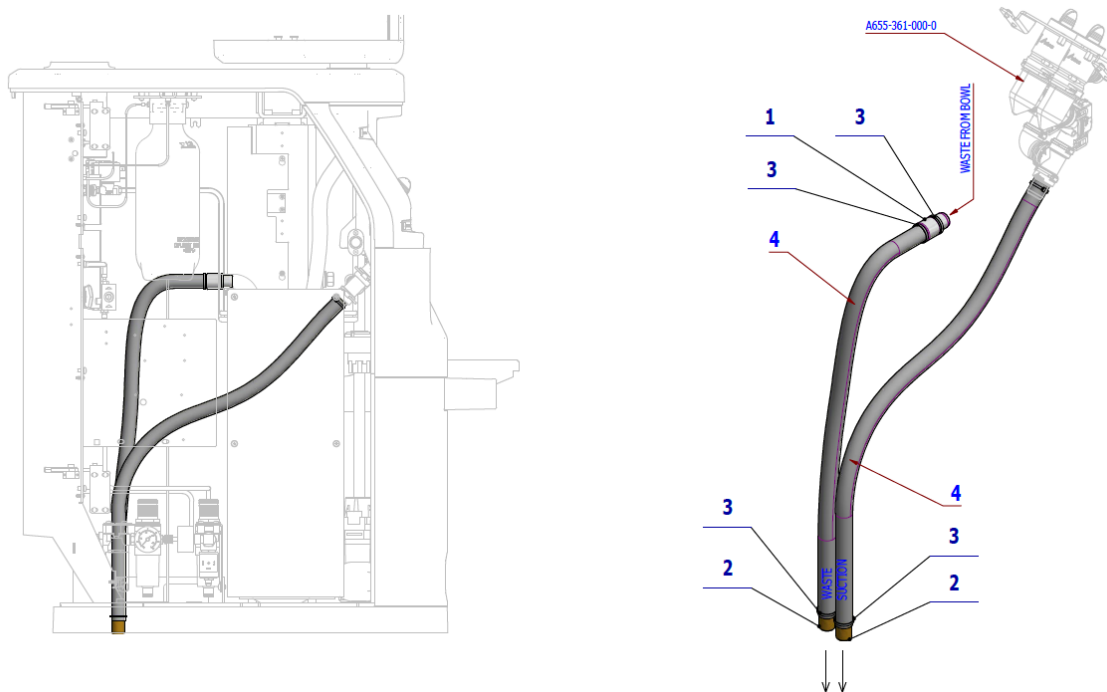


Pos.	Item no.	Product name	QTY	Unit	SP
001	ME443000.178	DURR CS1 COMBI-SEPAMATIC 7117-50	1.00	PC.	
002	ME443100.002	VALVE MEMBRAN.DURR 7560-500-77	1.00	PC.	
003	V600.0-01-10	PIPE	2.00	PC.	
004	ME443000.114	ENDING P20 0700-720-20E	4.00	PC.	
005	ME286531.084	ELBOW RIGHT 0700-700-04E	1.00	PC.	
006	ME443000.161	T-PIECE DURR 0700-700-06E	1.00	PC.	
007	ME443000.136	ENDING STRAIGHT P 20 DURR 0700-710-20E	2.00	PC.	
008	ME286531.083	ELBOW 45 DEG. 0700-700-05E	1.00	PC.	
009	ME309000.008	SCREW M 4X12	2.00	PC.	
010	ME397800.015	CABLE TIE F0301 CV-200	9.00	PC.	
011	ME286000.004	HOSE SPIRAFLEX P20	1.30	M	
901	ME341419.020	WIRE LiY 0,5 BLACK	0.60	M	
902	ME341411.059	WIRE LAU 0,5 WHITE	0.60	M	
903	ME375000.003	INSULATED NIT-NITI 0,5X8WH	8.00	PC.	
904	ME397900.012	CABLE TIE F 0301 CV-094	6.00	PC.	
905	ME341419.006	WIRE LiY 0,25 RD - 4126104S	0.60	M	
906	ME375000.010	INSULATED NIT-NITI 0,25x8 BU	4.00	PC.	

PZ_22_025_OS_3/30/2022

4.4 - WET SUCTION ACCESSORIES DURR – 1 VALVE – A655-412-000-0

Item No.	Product name	SP
A655-412-000_K-001	WET SUCTION ACCESSORIES DURR – 1 VALVE	X

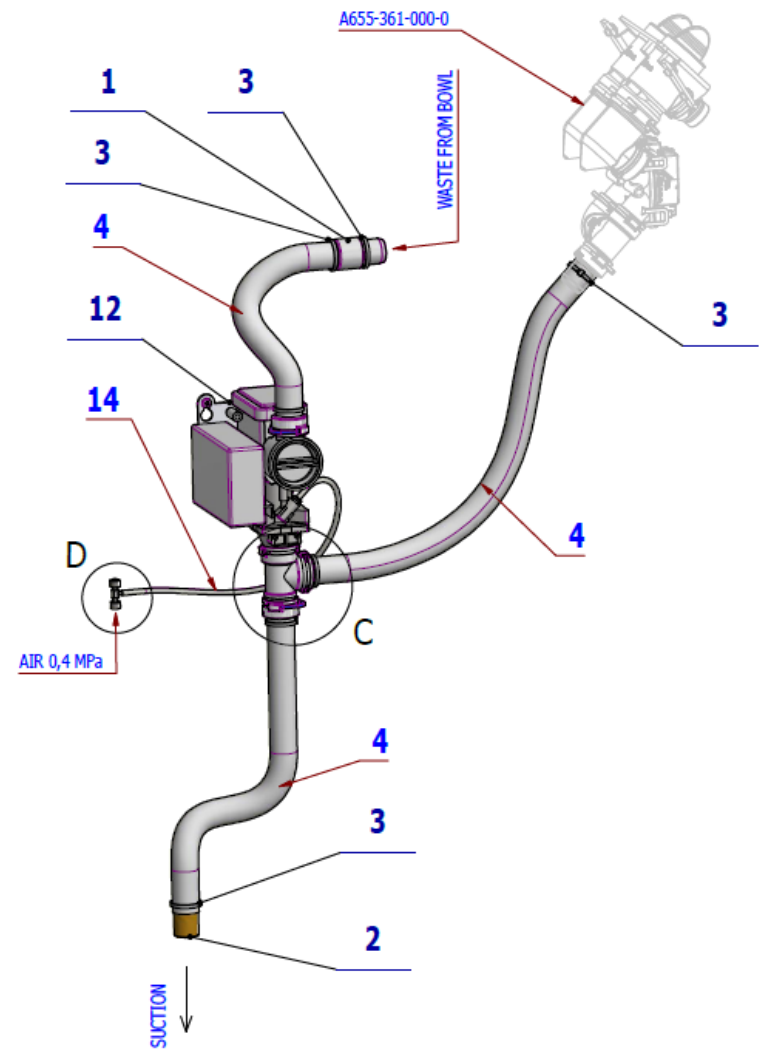
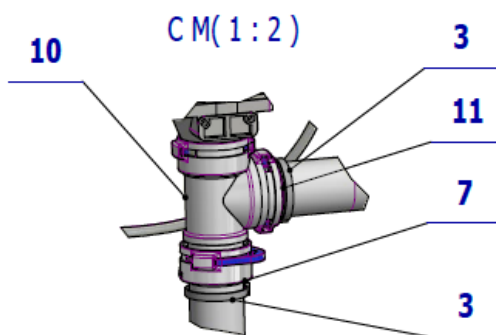
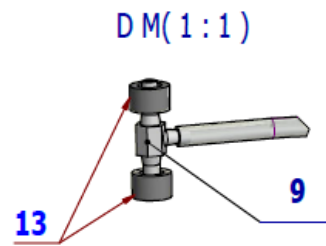
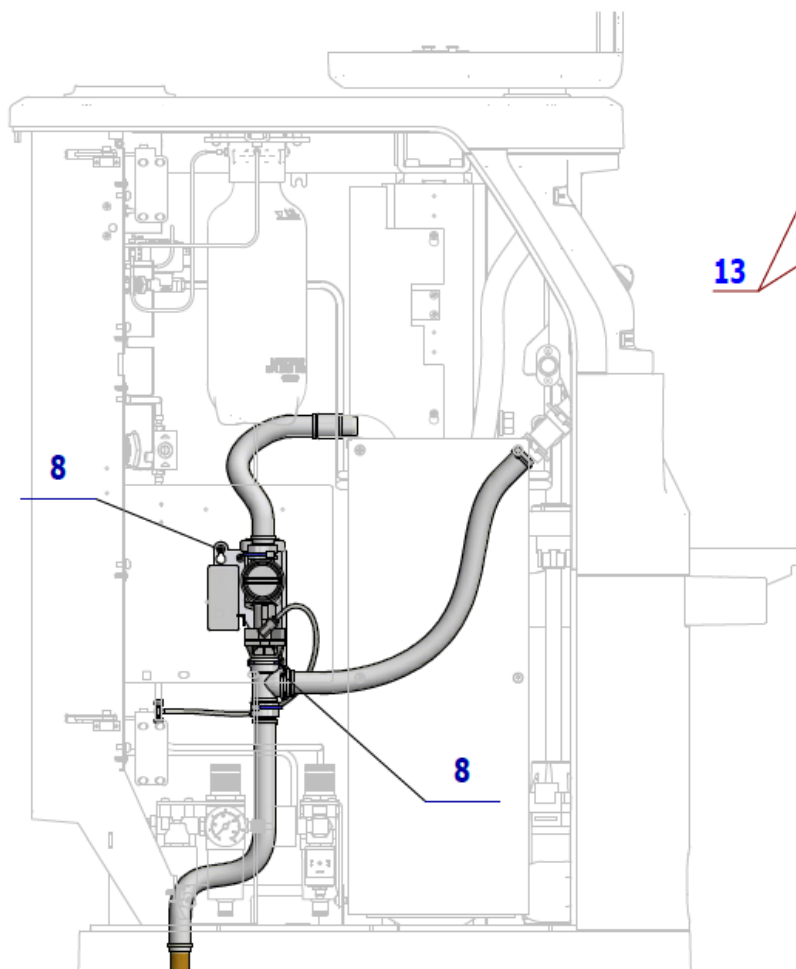


Pos.	Item no	Product name	QTY	Unit	SP
001	V653-350-017-0	NIPPLE UNDERBOWL	1.00	PC.	
002	V600.0-01-10	PIPE	2.00	PC.	
003	ME397800.015	CABLE TIE F0301 CV-200	5.00	PC.	
004	ME286000.004	HOSE SPIRAFLEX P20	1.80	M	

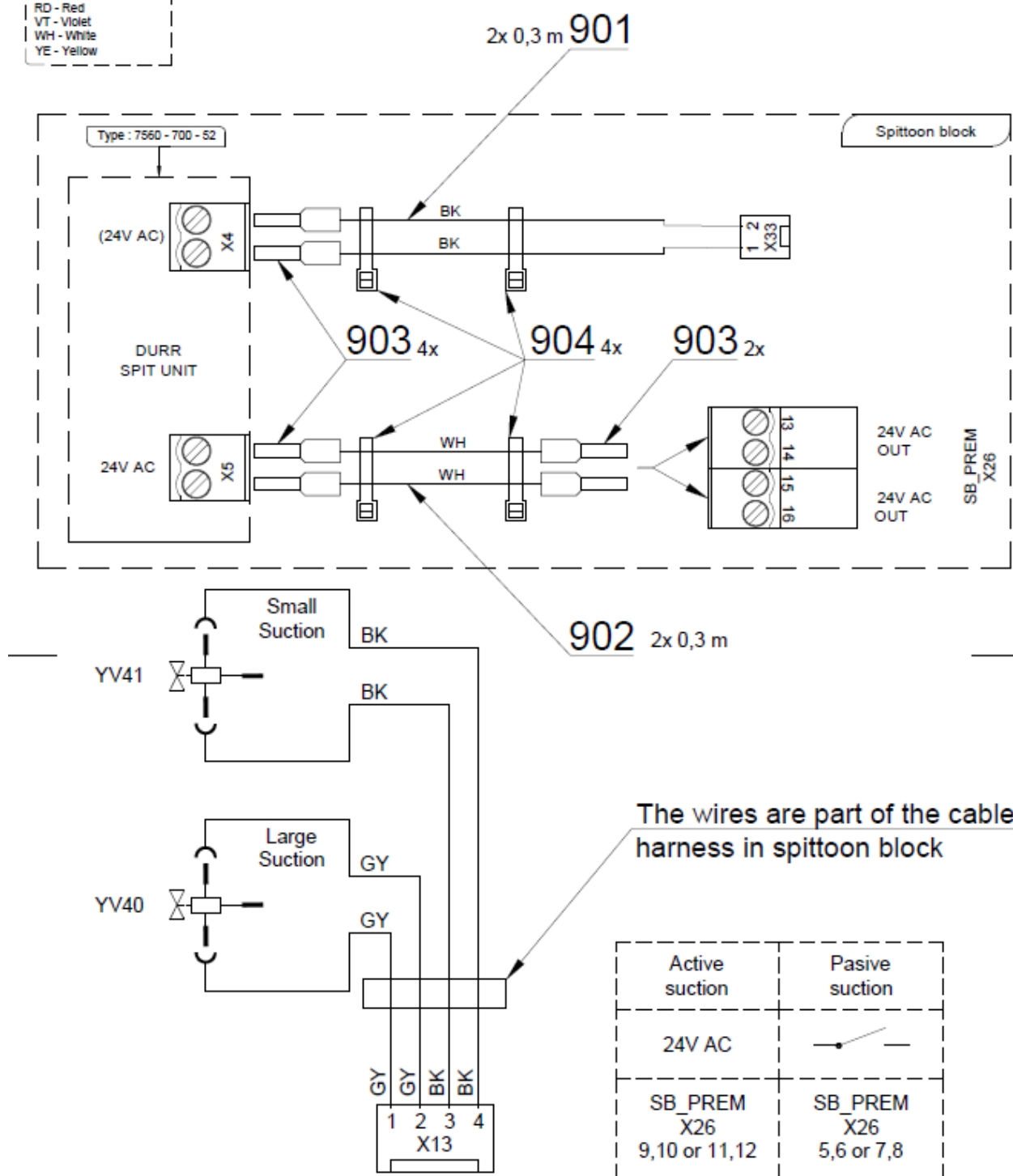
11/23/2021

4.5 - WET SUCTION ACCESSORIES DURR – 2 VALVES – A655-413-000-0

Item No.	Product name	SP
A655-413-000-0_K-001	WET SUCTION ACCESSORIES DURR – 2 VALVES	X



BK - Black
 BN - Brown
 BU - Blue
 GN - Green
 GNYE - Green/Yellow
 GY - Grey
 OG - Orange
 PK - Pink
 RD - Red
 VT - Violet
 WH - White
 YE - Yellow

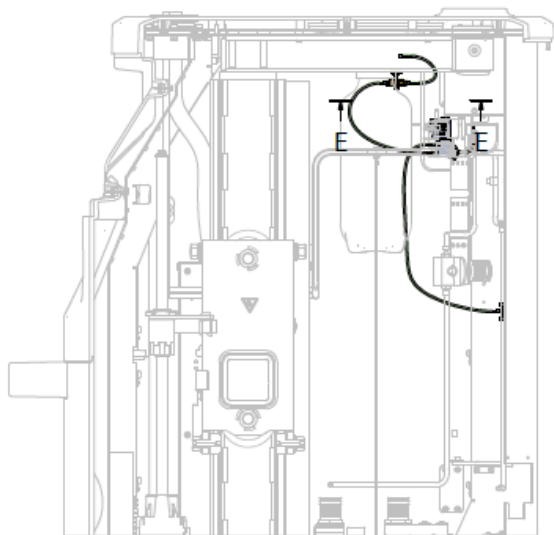


Pos.	Item no.	Product name	QTY	Unit	SP
001	V653-350-017-0	NIPPLE UNDERBOWL	1.00	PC.	
002	V600.0-01-10	PIPE	1.00	PC.	
003	ME397800.015	CABLE TIE F0301 CV-200	7.00	PC.	
004	ME286000.004	HOSE SPIRAFLEX P20	1.20	M	
007	ME443000.114	ENDING STRAIGHT P20 0700-720-20E	2.00	PC.	
008	ME309255.073	SCREW M 4X6	2.00	PC.	
009	ME336401.031	SWITCHBOARD T230/220-1	1.00	PC.	
010	ME443000.161	T-PIECE DURR 0700-700-06E	1.00	PC.	
011	ME443000.136	ENDING STRAIGHT P 20 DURR 0700-710-20E	1.00	PC.	
012	ME443100.001	DURR FLOAT VALVE 7560-500-52	1.00	PC.	
013	ME343415.031	HOSE SILICONE 5X1.5 GREY	0.01	M	
014	ME283368.007	CALIBRATED HOSE 4x0.75-BL	0.28	M	
901	ME341419.020	WIRE LiY 0,5 BLACK	0.60	M	
902	ME341411.059	WIRE LAU 0,5 WHITE	0.60	M	
903	ME375000.003	INSULATED NIT-NITI 0,5X8WH	6.00	PC.	
904	ME397900.012	CABLE TIE F 0301 CV-094	4.00	PC.	

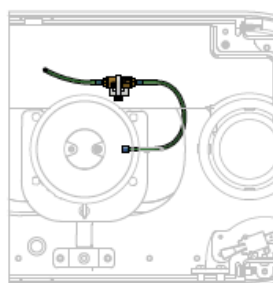
PZ_22_005_OS_2/23/2022

5 - CENTRAL ACCESSORIES – A655-450-000-0

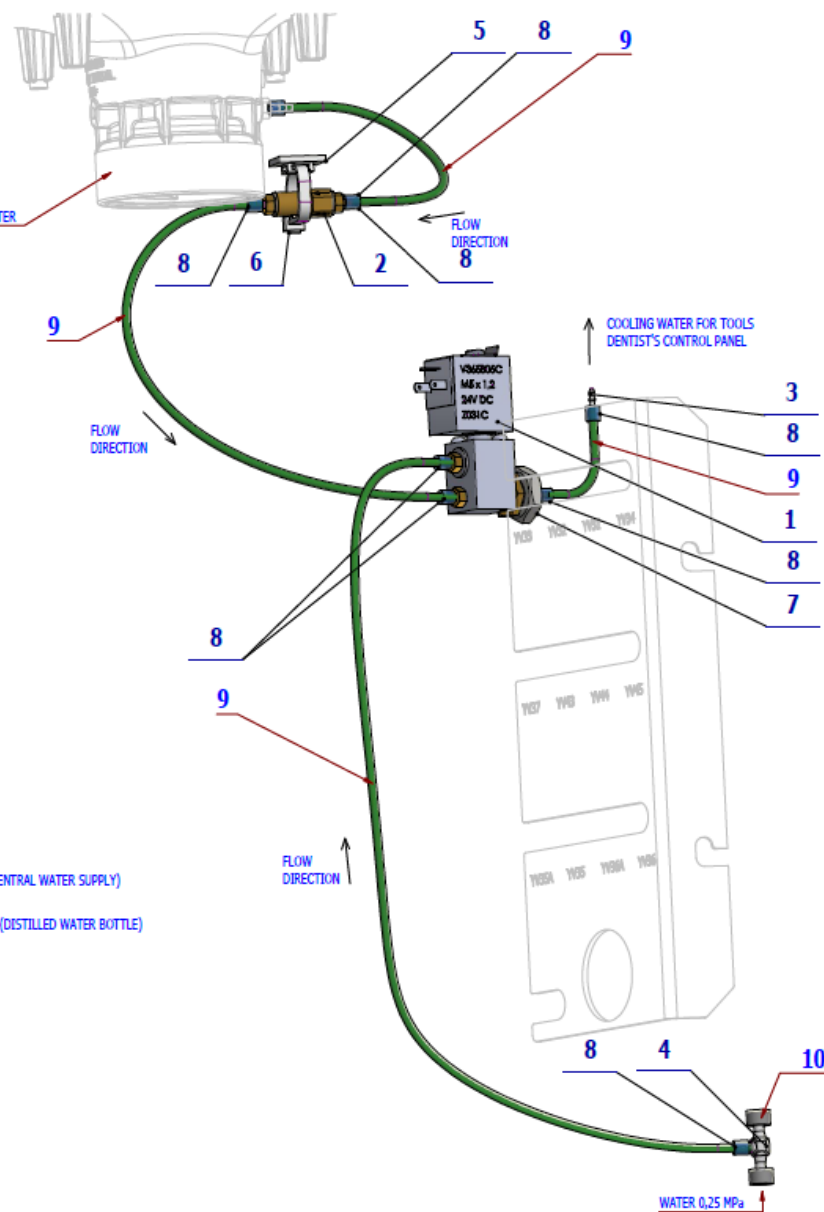
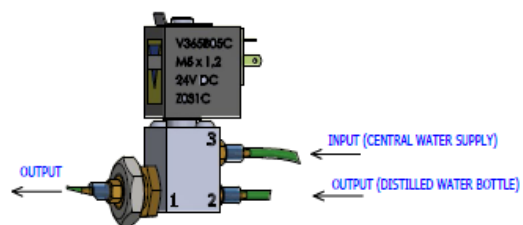
Item No.	Product name	SP
A655-450-000-0_K-001	CENTRAL ACCESSORIES	X



E-E M(1:3)



D M(1:1)

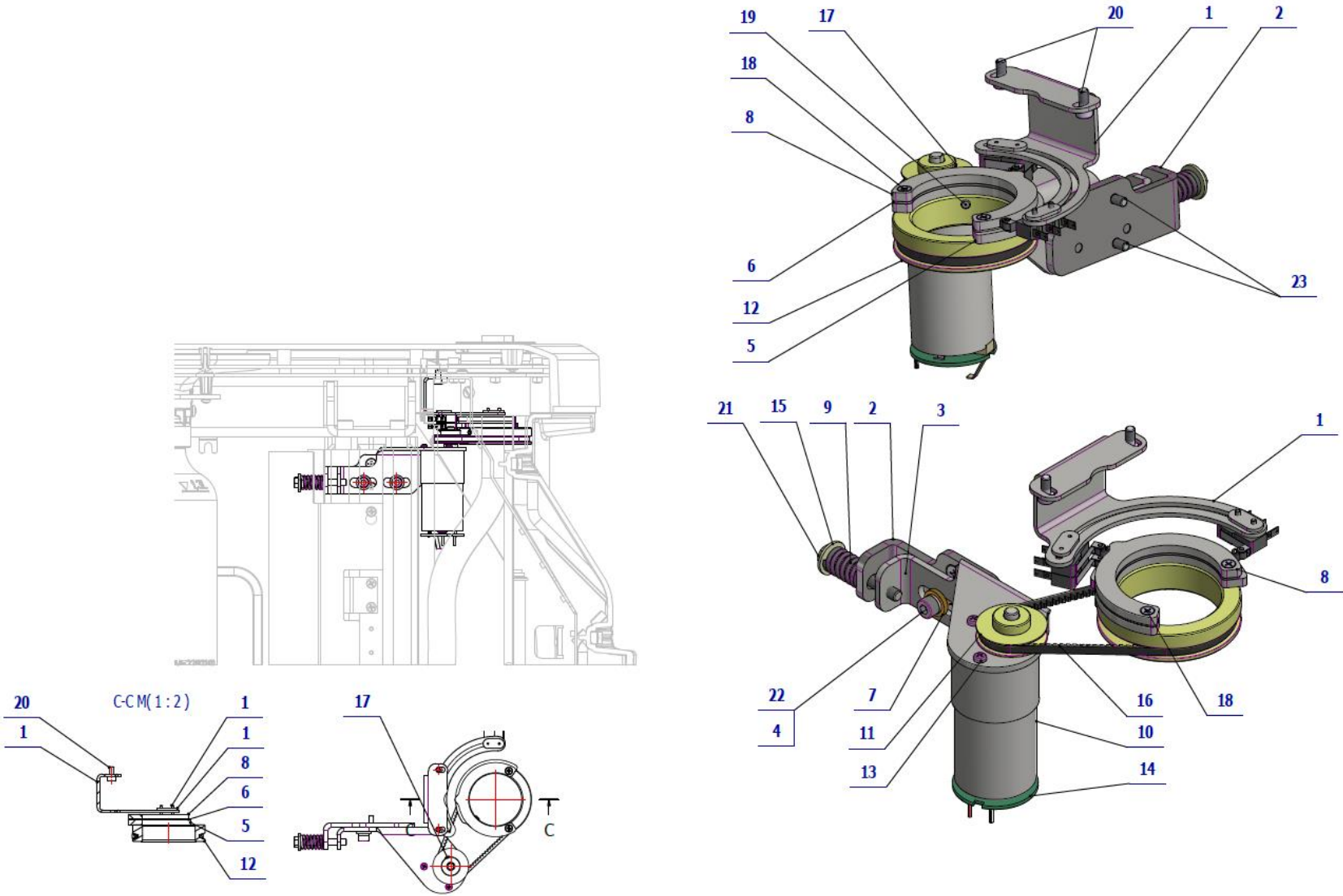


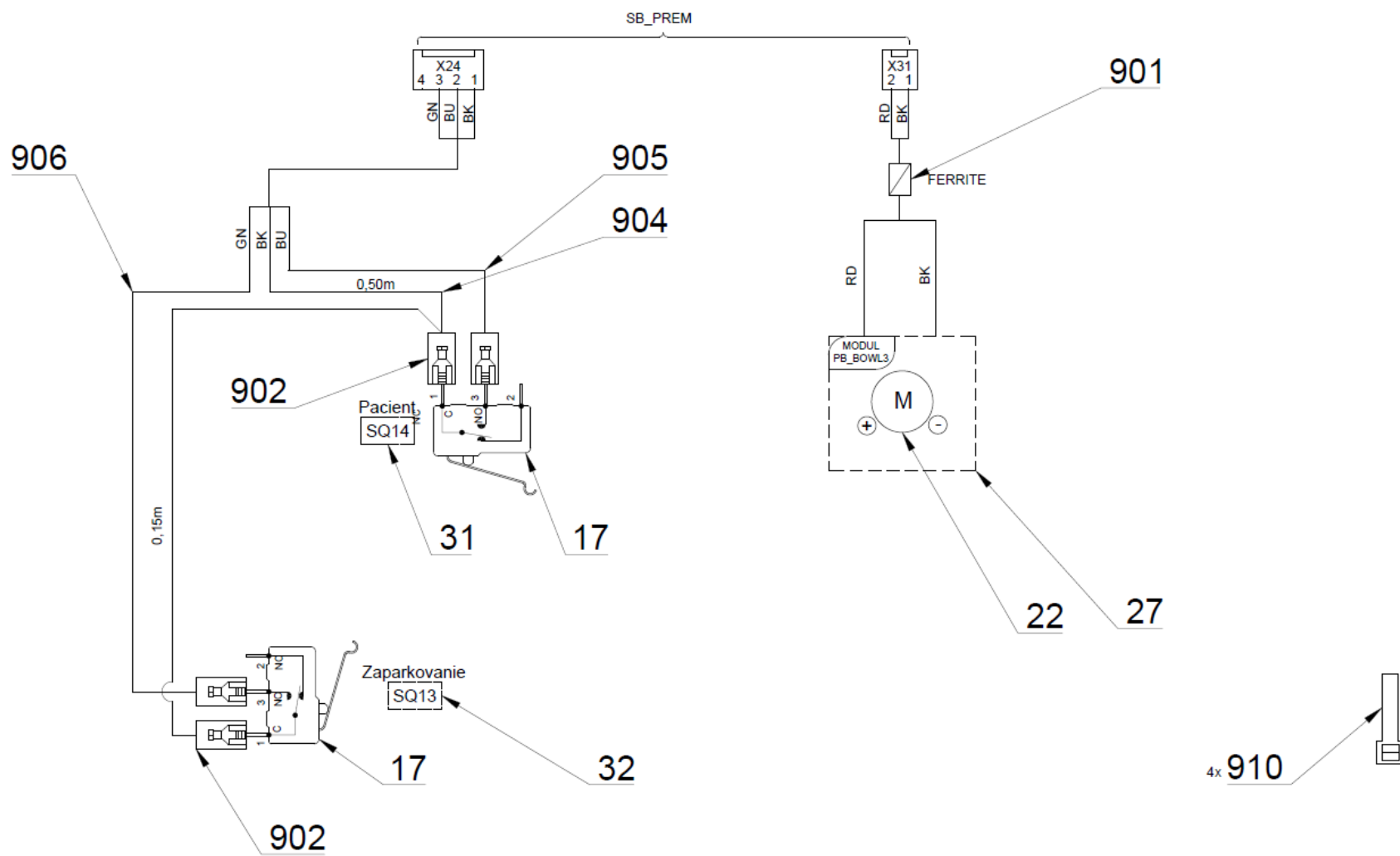
Pos.	Item no.	Product name	QTY	Unit	SP
001	A653-450-020-0	VALVE V365B01G-ZE30A - ASSEMBLY2	1.00	PC.	
002	A653-450-021-0	CHECK VALVE ASSEMBLY	1.00	PC.	
003	ME336401.012	ADAPTER N210-1	1.00	PC.	
004	ME336401.027	ADAPTER T230/210-1	1.00	PC.	
005	ME345711.034	CLIP F0505 HC 101	1.00	PC.	
006	ME397900.012	CABLE TIE F 0301 CV-094	1.00	PC.	
007	ME311120.091	NUT M 10X1	1.00	PC.	
008	V608.45-00-08	LOCK RING 1	8.00	PC.	
009	ME283367.024	HOSE PUR 1,5/2,7 GREEN	1.20	M	
010	ME343415.031	HOSE SILICONE 5X1.5 GREY	0.01	M	

10/23/2021

6 – ACC. BOWL TRAY DRIVE – A655-460-000-0

Item No.	Product name	SP
A655-460-000-0_K-001	ACC. BOWL TRAY DRIVE	X



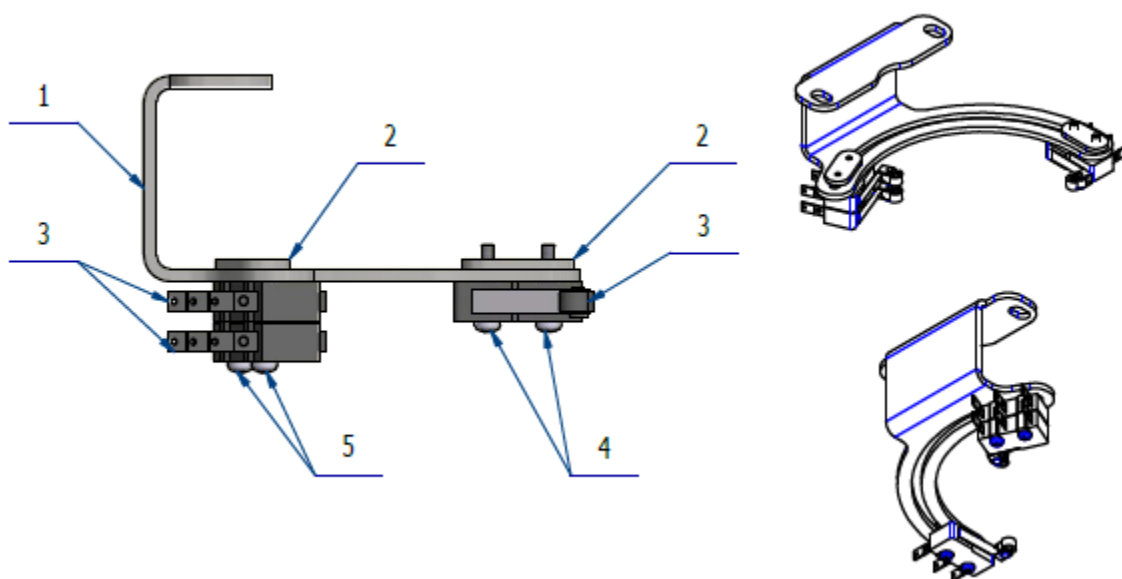


Pos.	Item no.	Product name	QTY	Unit	SP
001	A655-460-001-0>>	SENSOR POSITION OF UNDERMIXTURES WITH DRIVE	1.00	PC.	X
002	V655-460-002-0	WASHER TENSION	1.00	PC.	
003	V655-460-003-0	MOTOR CONSOLE LIFT	1.00	PC.	
004	ME311214.037	WASHER P 5	2.00	PC.	
005	V655-460-005-0	MISSION BLOCK SCENERY	1.00	PC.	
006	V655-460-006-0	BISH LOCK WASHER	1.00	PC.	
007	V653-460-003-0	SPACER	2.00	PC.	
008	V653-460-004-0	MICROSPINAC STOPPER	1.00	PC.	
009	ME315170.063	COMPRESSION SPRING TL2000x120x0190	1.00	PC.	
010	ME359525.006	MOTOR SL-37GB35 24V DC	1.00	PC.	
011	V618.70-00-03.1	SMALL PULLEY	1.00	PC.	
012	V653-460-002-0	LARGE PULLEY	1.00	PC.	
013	ME309255.051	SCREW M 3X6	3.00	PC.	
014	ME374000.330	MODULE PB_BOWL3	1.00	PC.	
015	ME311212.018	WASHER P 5,3	1.00	PC.	
016	ME272781.002	BELT OPTIBELT-VB 5x260Li	1.00	PC.	
017	ME309543.100	SCREW M 4X6	1.00	PC.	
018	ME309255.084	SCREW M 3X12	2.00	PC.	
019	ME309287.021	SCREW M 4X10	1.00	PC.	
020	ME311120.068	SCREW M 4X8	2.00	PC.	
021	ME309203.020	SCREW M 5X40	1.00	PC.	
022	ME309543.058	SCREW M 5X10	2.00	PC.	
023	ME309251.066	SCREW M 4X10	2.00	PC.	
901	ME205292.005	FERIT RI-16-28.5-8	1.00	PC.	
903	ME341419.006	WIRE LiY 0,25 RD - 4126104S	1.00	M	
904	ME341419.001	WIRE LiY 0,25 BK - 4126001S	1.00	M	
910	ME397900.012	CABLE TIE F 0301 CV-094	3.00	PC.	

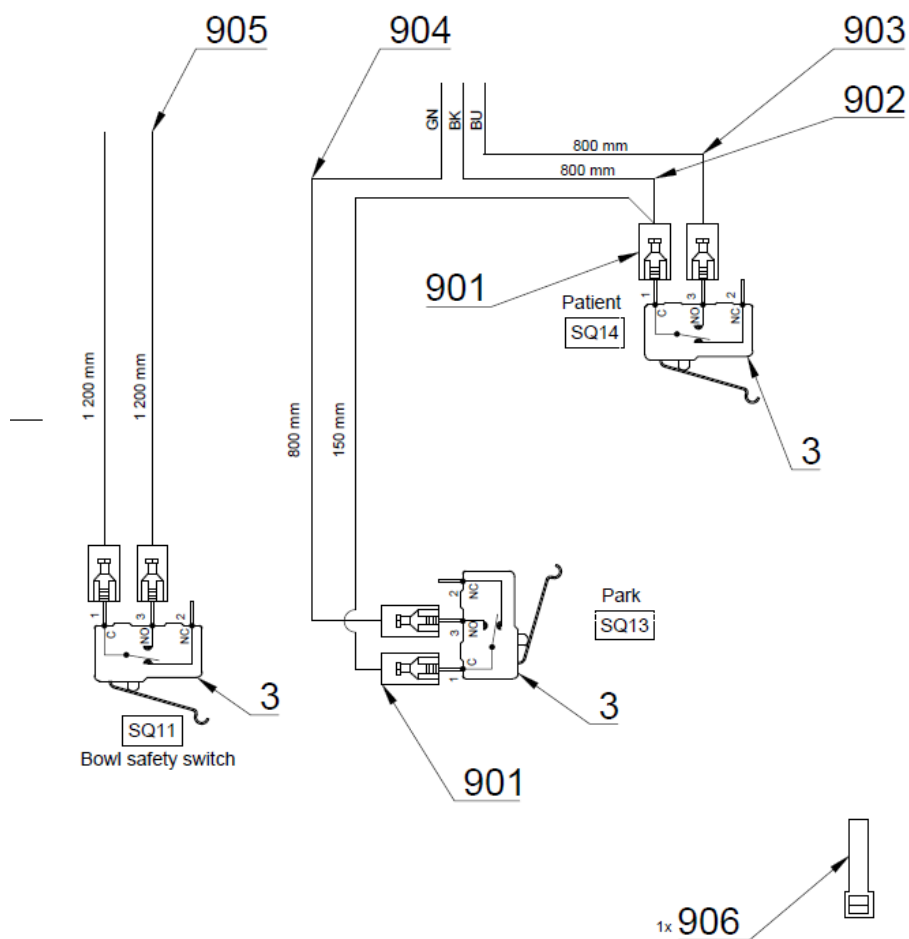
PZ_22_025_OS

6.1 – UNDERBOWL SENSOR POSITION WITH DRIVE – A655-460-001-0

Item No.	Product name	SP
A655-460-001-0_K-001	UNDERBOWL SENSOR POSITION WITH DRIVE	X



BK - Black (čierna)
BN - Brown (hnedá)
BU - Blue (modrá)
GN - Green (zelená)
GNYE - Green/Yellow
GY - Grey (sivá)
OG - Orange (oranžová)
PK - Pink (ružová)
RD - Red (červená)
VT - Violet (fialová)
WH - White (biela)
YE - Yellow (žltá)



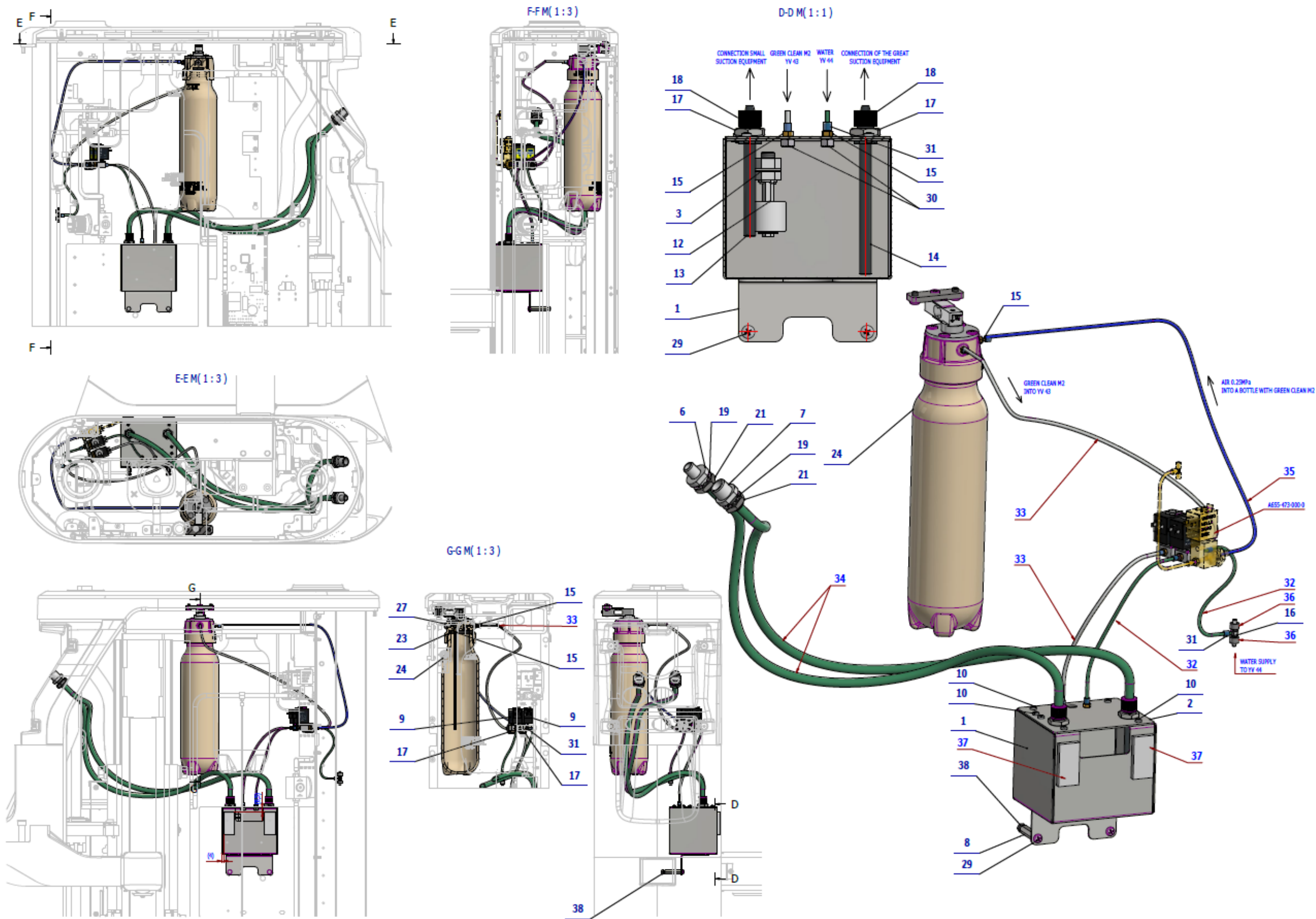
Pos.	Item no.	Product name	QTY	Unit	SP
001	V655-460-004-0	MICROSWITCH HOLDER LIFT	1.00	PC.	
002	V653-460-008-0	MICROSWITCH NUT	2.00	PC.	
003	ME374415.035	MICROSWITCH OMRON SS-5GL2T	3.00	PC.	
004	ME309255.076	SCREW M 2X12	2.00	PC.	
005	ME309255.063	SCREW M 2X16	2.00	PC.	
901	ME345571.031	FASTON-ADAPTER WITH INSUL. 2,8X0,5	6.00	PC.	
902	ME341419.001	WIRE LiY 0,25 BK - 4126001S	0.95	M	
903	ME341419.002	WIRE LiY 0,25 BU - 4126002S	0.80	M	
904	ME341419.005	WIRE LiY 0,25 GN - 4126006S	0.80	M	
905	ME341419.003	WIRE LiY 0,25 BN - 4126003S	2.40	M	
906	ME397900.012	CABLE TIE F 0301 CV-094	2.00	PC.	

PZ_22_014_OS_2/25/2022

7 – DISINFECTION AND DECONTAMINATION

7.1 – DECONTAMINATION ACCESSORY – A655-470-000-0

Item No.	Product name	SP
A655-470-000-0_K-001	DECONTAMINATION ACCESSORY	X



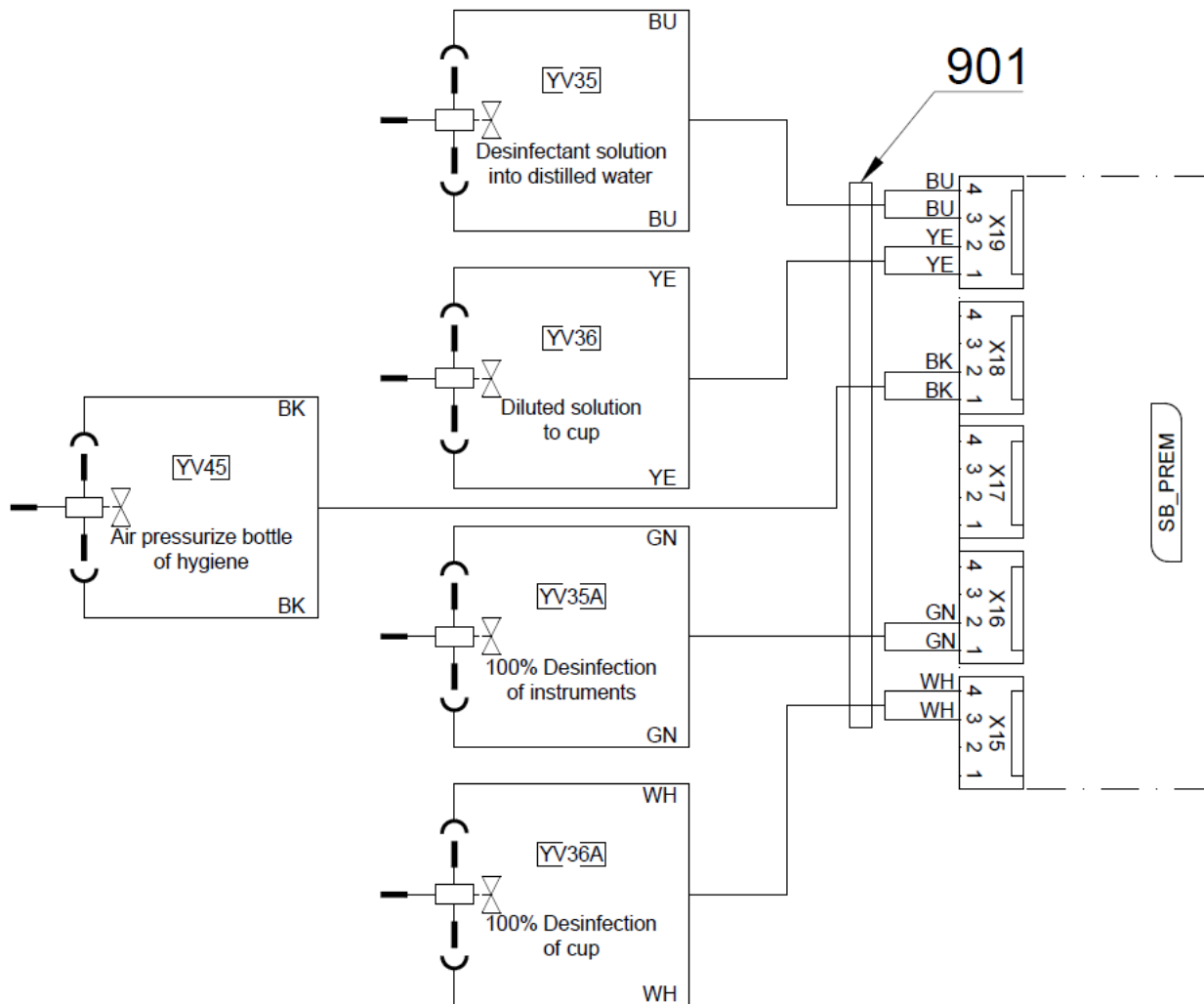
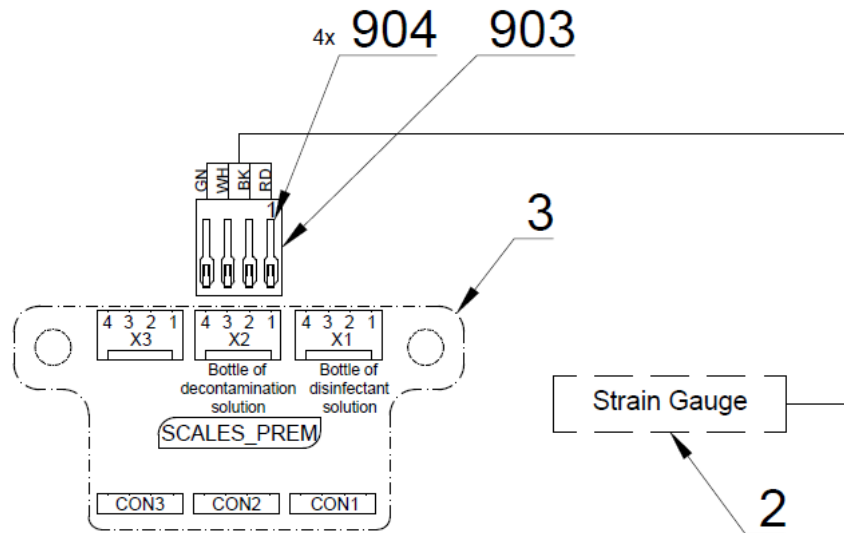
Pos.	Item no.	Product name	QTY	Unit	SP
001	V653-470-020-0	CONVENTOR	1.00	PC.	
002	V653-470-024-0	CONVENTOR COVER	1.00	PC.	
003	V653-470-025-0	SWIM HOLDER	1.00	PC.	
004	V655-350-032-0	TENSION GAUGE HOLDER	1.00	PC.	
005	V653-470-015-0	HEAD TENSOMETRIC	1.00	PC.	
006	V653-470-004-0	CONNECTION OF THE SMALL EXTRACTOR	1.00	PC.	
007	V653-470-003-0	CONNECTION OF THE BIG EXTRACTOR	1.00	PC.	
008	ME371418.011	COLUMN M4X30	2.00	PC.	
009	A653-470-150-0	VALVE Z031C ASSEMBLY	2.00	PC.	
010	ME309255.081	SCREW M 3X4	6.00	PC.	
012	ME374000.055	LEVEL SENSOR	1.00	PC.	
013	V653-470-011-0	SUCTION HEAD MO	1.00	PC.	
014	V653-470-010-0	SUCTION HEAD VO	1.00	PC.	
015	ME397522.004	TAIL-PIECE 11752-2-M5-PKG	5.00	PC.	
016	ME336401.027	ADAPTER T230/210-1	1.00	PC.	
017	ME311120.091	NUT M 10X1	4.00	PC.	
018	V655-470-001-0	NUT	2.00	PC.	
019	ME311214.006	WASHER P 12,5 OZUB	2.00	PC.	
021	ME311120.076	NUT M 12	2.00	PC.	
022	ME374000.053	LOAD SENSOR	1.00	PC.	
023	ME273111.021	O RING P 35,3X4,6 NBR80	1.00	PC.	
024	ME321822.127	BOTTLE 0.6L PB	1.00	PC.	
025	ME321822.123	BOTTLE HEAD	1.00	PC.	
026	ME309231.073	SCREW M 5X16	2.00	PC.	
027	ME309543.069	SCREW M 5X8	3.00	PC.	
028	ME307001.024	SCREW STP31 4.5x14 - H2	4.00	PC.	
029	ME309255.073	SCREW M 4X6	2.00	PC.	
030	ME311120.075	NUT M 5	2.00	PC.	
031	V608.45-00-08	LOCK RING 1	9.00	PC.	
032	ME283367.024	HOSE PUR 1,5/2,7 GREEN	0.40	M	
033	ME283367.020	HOSE PUR 1,5/2,7 TRANSPARENT	0.50	M	
034	ME283367.026	HOSE PUR 5,5/8 GREEN	1.40	M	
035	ME345711.024	HOSE PUR 1,5/2,7 BLUE	0.40	M	
036	ME343415.031	HOSE SILICONE 5X1.5 GREY	0.01	M	
037	ME627430.002	ONE-SIDED SEALING TAPE s:20mm WHITE	0.08	M	
038	ME311120.016	NUT M 4	2.00	PC.	
901	ME374100.108	CABLE HYGIENE BUNDLE MODEL PRO – LIFT	1.00	PC.	
903	ME374060.008	HOUSING NSG 25-4	1.00	PC.	
904	ME372010.141	CRIMP CONTACT NSK 25-0	4.00	PC.	
905	ME341419.007	WIRE LiY 0,25 WH - 4126105S	0.50	M	
906	ME243422.010	PIPE INSULATED P 2,1 BLACK	0.06	M	

PZ_22_082_7/14/2022

7.2 – DISINFECTION ACCESSORY – A655-471-000-0

Item No.	Product name	SP
A655-471-000-0_K-001	DISINFECTION ACCESSORY	X

BK - Black
 BN - Brown
 BU - Blue
 GN - Green
 GNYE - Green/Yellow
 GY - Grey
 OG - Orange
 PK - Pink
 RD - Red
 VT - Violet
 WH - White
 YE - Yellow

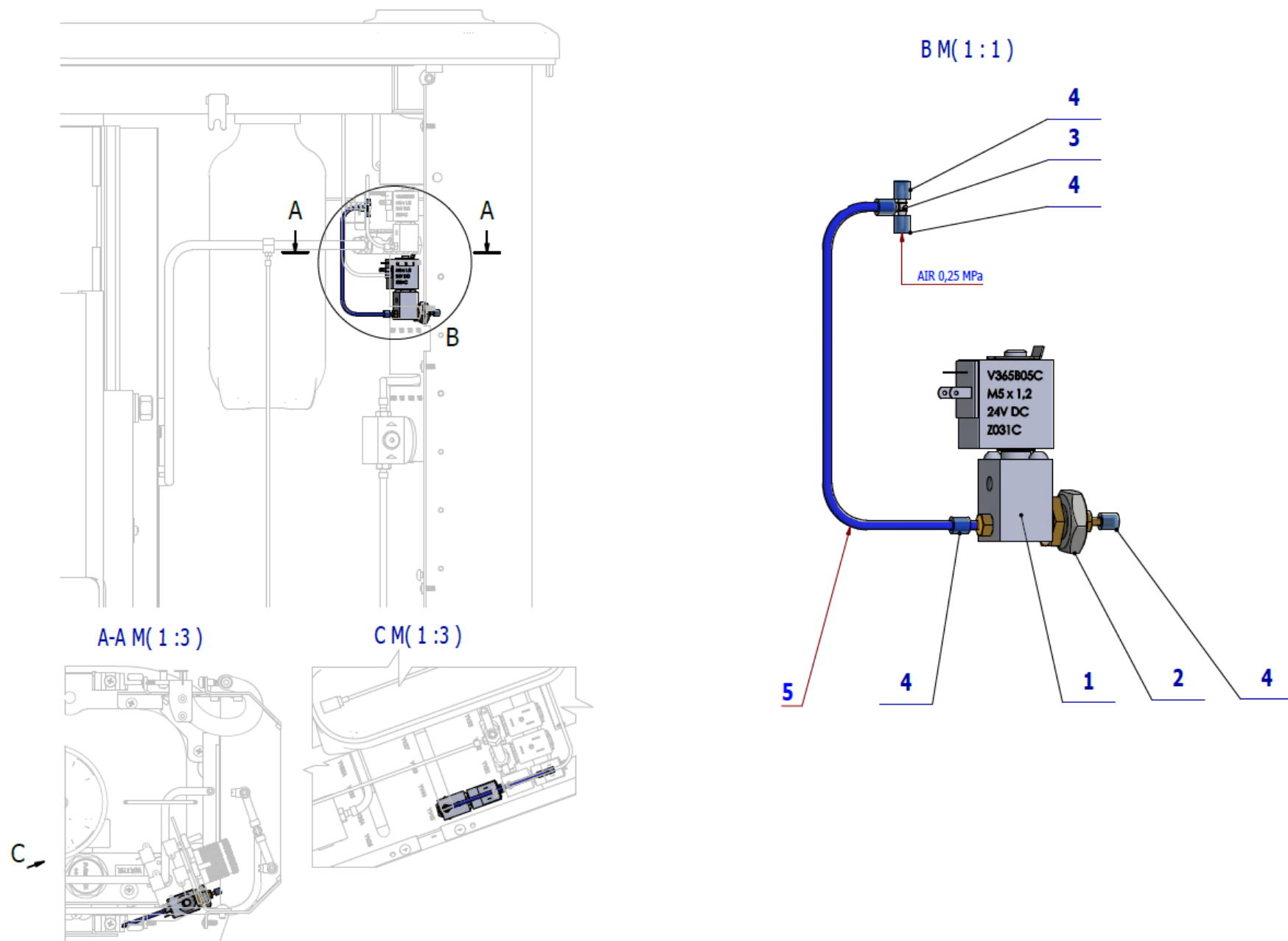


Pos.	Item no.	Product name	QTY	Unit	SP
001	V655-350-032-0	TENSION GAUGE HOLDER	1.00	PC.	
002	V653-470-015-0	HEAD TENSOMETRIC	1.00	PC.	
003	A653-470-150-0	VALVE Z031C ASSEMBLY	4.00	PC.	
004	ME374000.053	LOAD SENSOR	1.00	PC.	
005	ME321822.140	HYGIENE HOLDER		PC.	
006	ME311120.091	NUT M 10X1	4.00	PC.	
007	ME321822.127	BOTTLE 0.6L PB	1.00	PC.	
008	ME321822.123	HEAD BOTTLE	1.00	PC.	
009	ME397522.004	TAIL-PIECE 11752-2-M5-PKG	4.00	PC.	
010	V606.65-00-03	FLOW REGULATOR HOUSING	1.00	PC.	
011	V606.65-00-04	FLOW REGULATOR	2.00	PC.	
013	ME336401.027	ADAPTER T230/210-1	2.00	PC.	
014	ME336401.015	ADAPTER T210-1	3.00	PC.	
015	ME336401.002	ADAPTER 4PX210-1	1.00	PC.	
016	ME273114.004	RUBBER SEAL NBR 43x34x5	1.00	PC.	
017	A653-450-021-0	CHECK VALVE ASSEMBLY	2.00	PC.	
018	ME345711.034	CLAMP F0505 HC 101	2.00	PC.	
019	ME397900.012	CABLE TIE F 0301 CV-094	2.00	PC.	
020	ME735552.184	DISINFECTION HOLDER		PC.	
021	V608.45-00-08	LOCK RING 1	26.00	PC.	
022	ME309231.073	SCREW M 5X16	2.00	PC.	
023	ME309543.069	SCREW M 5X8	3.00	PC.	
024	ME307001.024	SCREW STP31 4.5x14 - H2	4.00	PC.	
025	ME283367.020	HOSE PUR 1,5/2,7 TRANSPARENT	1.70	M	
026	ME343415.031	HOSE SILICONE 5X1.5 GREY	0.03	M	
027	ME345711.024	HOSE PUR 1,5/2,7 BLUE	0.50	M	
028	ME283367.024	HOSE PUR 1,5/2,7 GREEN	0.70	M	
029	ME735010.051	WATERWAY SYMBOL DISINFECTANT	1.00	KS	
901	ME374100.108	BUNDLE OF CABLE HYGIENE MODEL PRO – LIFT	1.00	PC.	
903	ME374060.008	HOUSING NSG 25-4	1.00	PC.	
904	ME372010.141	CRIMP CONTACT NSK 25-0	4.00	PC.	
910	ME397900.012	CABLE TIE F 0301 CV-094	2.00	PC.	

TPZ_22_082_7/14/2022

7.3 – DEPRESSURIZATION BOTTLE ACCESSORY – A655-473-000-0

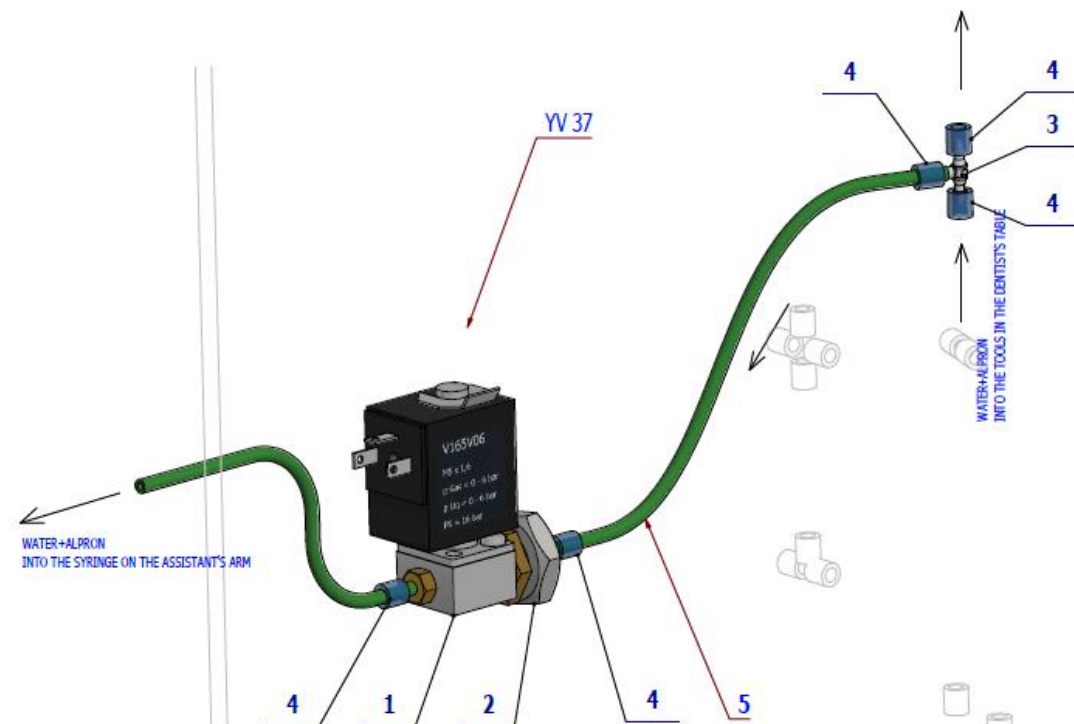
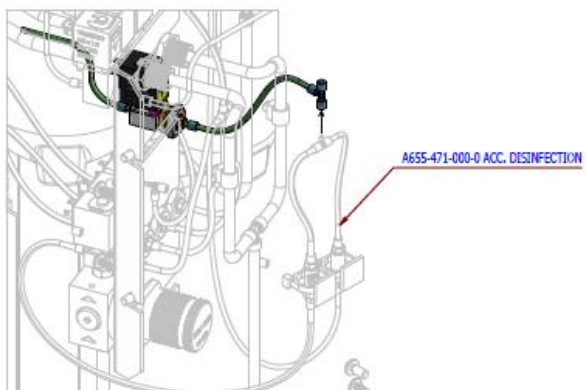
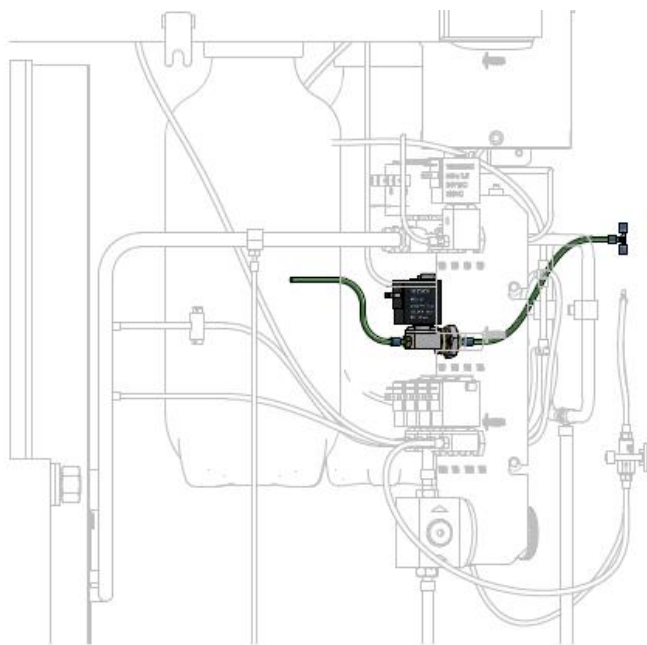
Item No.	Product name	SP
A655-473-000-0_K-001	DEPRESSURIZATION BOTTLE ACCESSORY	X



Pos.	Item no.	Product name	QTY	Unit	SP
001	A653-350-008-0	VALVE V365B01G-ZE30A, M5x12 24V DC – ASSEMBLY3	1.00	PC.	
002	ME311120.091	NUT M 10X1	1.00	PC.	
003	ME336401.015	ADAPTER T210-1	1.00	PC.	
004	V608.45-00-08	LOCK RING 1	5.00	PC.	
005	ME345711.024	HOSE PUR 1,5/2,7 BLUE	0.20	M.	

7.4 – SYRINGE HYGIENE ACCESSORY IN CB – A655-474-000-0

Item No.	Product name	SP
A655-474-000-0_K-001	SYRINGE HYGIENE ACCESSORY IN CB	X

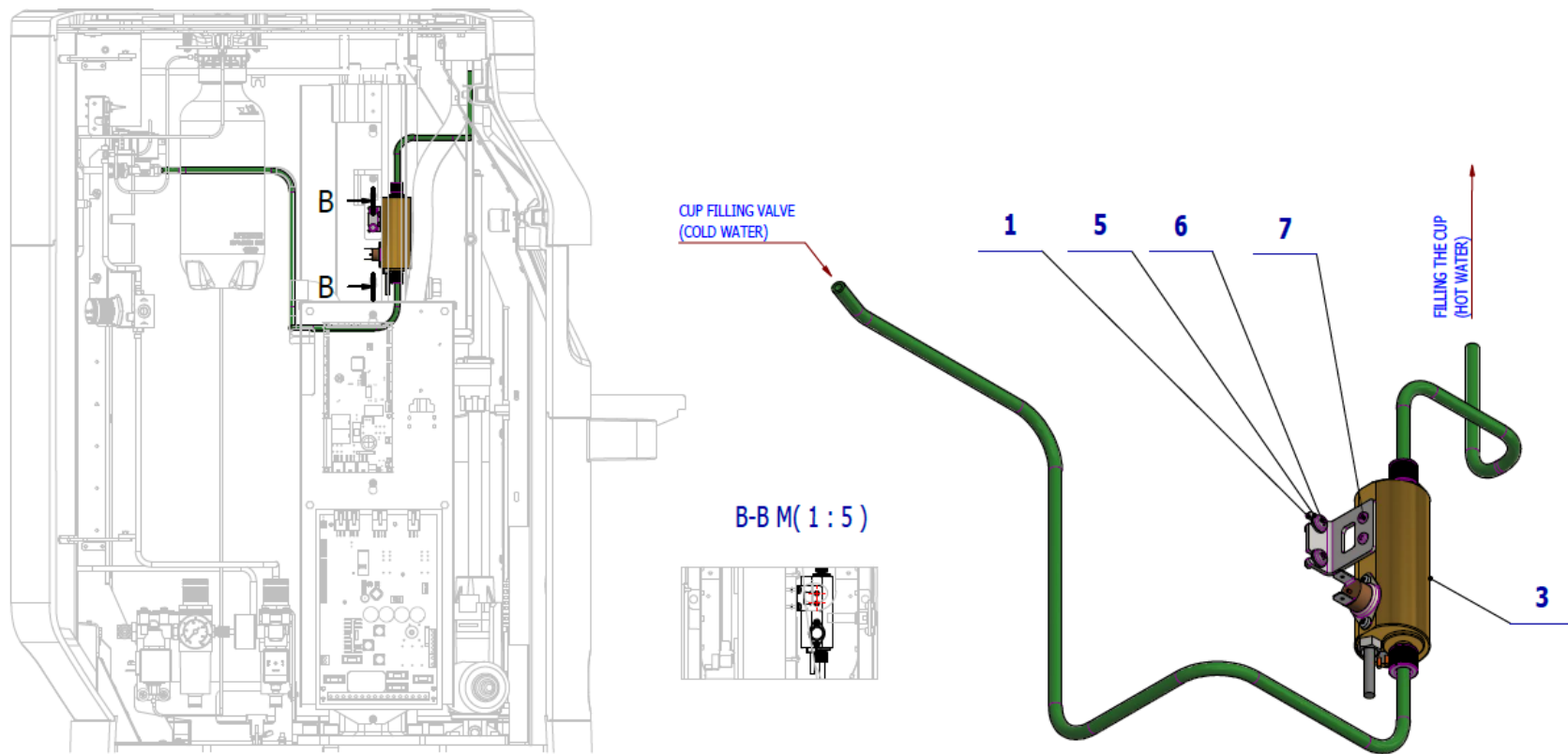


Pos.	Item no.	Product name	QTY	Unit	SP
001	A653-470-150-0	VALVE Z031C ASSEMBLY	1.00	PC.	
002	ME311120.091	NUT M 10X1	1.00	PC.	
003	ME336401.015	ADAPTER T210-1	1.00	PC.	
004	V608.45-00-08	LOCK RING 1	5.00	PC.	
005	ME283367.024	HOSE PUR 1,5/2,7 GREEN	0.30	M	

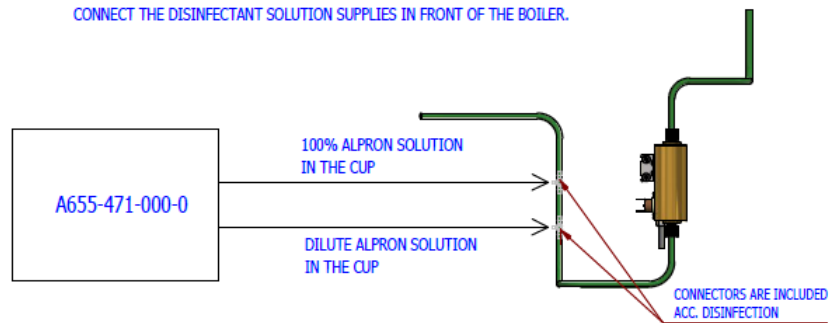
10/30/2021

8 – WATER HEATER ACCESSORIES – A655-481-000-0

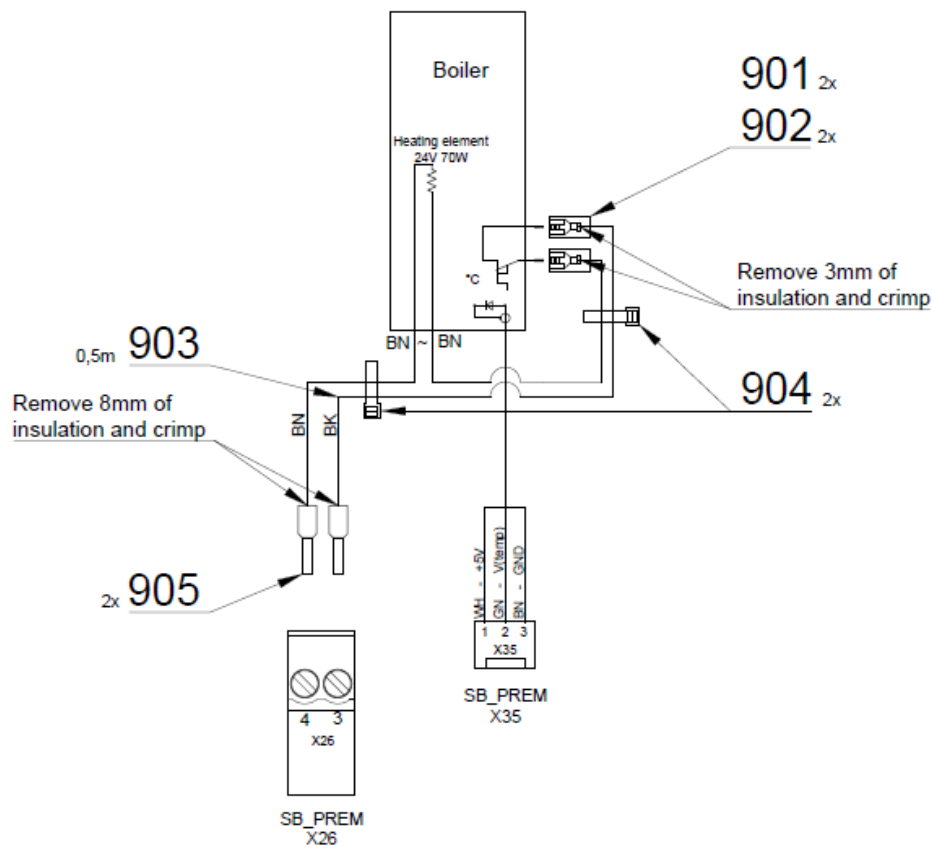
Item No.	Product name	SP
A655-481-000-0_K-001	WATER HEATER ACCESSORIES	X



IN THE CASE OF COMBINATION WITH A655-471-000-0 ADD. DISINFECTION
CONNECT THE DISINFECTANT SOLUTION SUPPLIES IN FRONT OF THE BOILER.



BK - Black
BN - Brown
BU - Blue
GN - Green
GNYE - Green/Yellow
GY - Grey
OG - Orange
PK - Pink
RD - Red
VT - Violet
WH - White
YE - Yellow



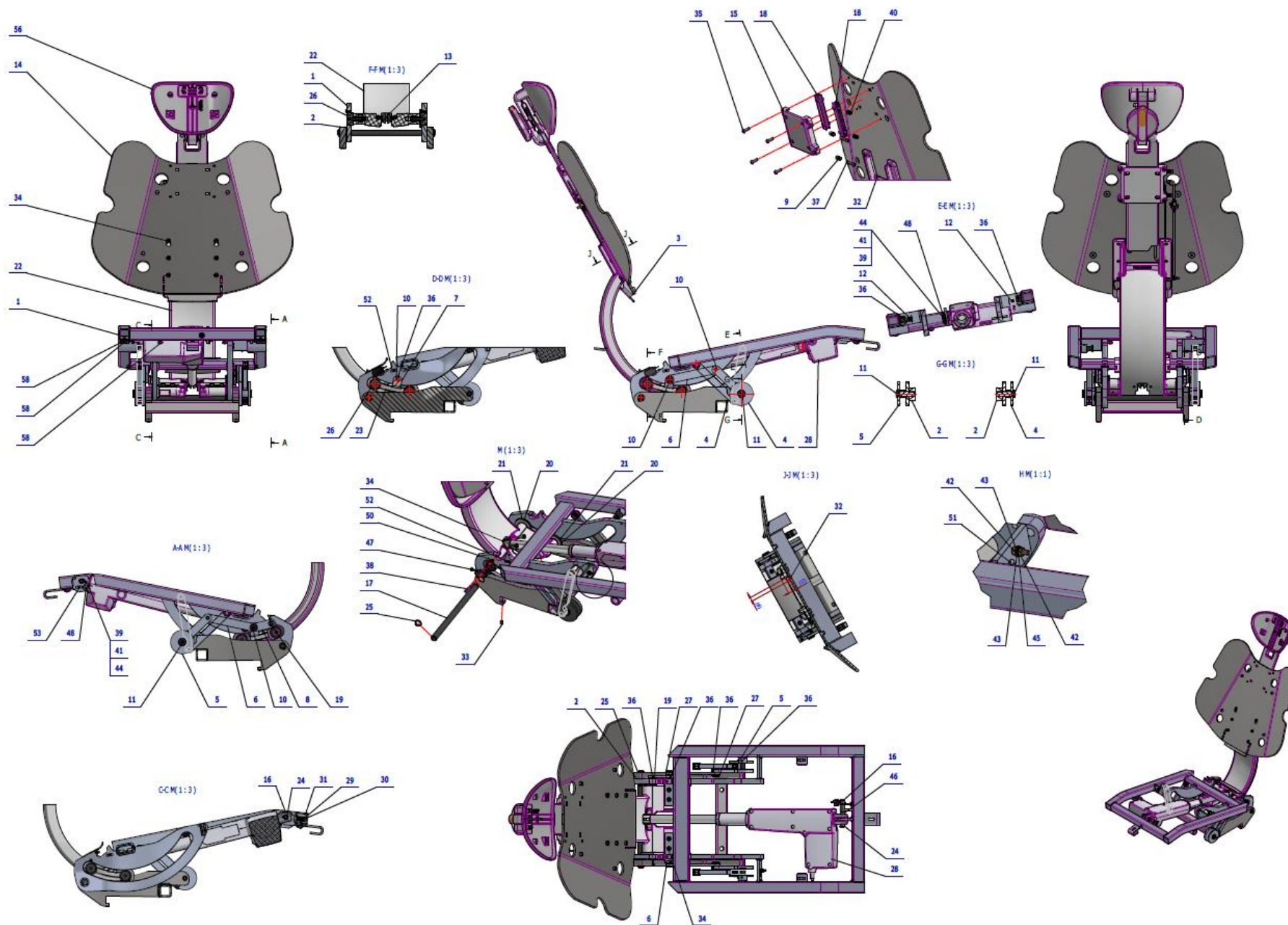
Pos.	Item no.	Product name	QTY	Unit	SP
001	V655-481-001-0	HEATER CONSOLE	1.00	PC.	
003	A653-481-001-0	HEATER FOR CB	1.00	PC.	
005	ME311210.037	WASHER P 4,3	2.00	PC.	
006	ME309543.068	SCREW M 4X8	2.00	PC.	
007	ME309255.051	SCREW M 3X6	2.00	PC.	
901	ME345571.001	FASTON ZAS. 6,3 0,3-0,8 mm2	2.00	PC.	
902	ME343415.032	INSULATED SLEEVE 6,3mm, PA	2.00	PC.	
903	ME341418.006	WIRE H05V-K 1X1 BK	0.50	M	
904	ME397900.012	CABLE TIE F 0301 CV-094	2.00	PC.	
905	ME375000.008	INSULATED NIT-NITI 1X8RD	2.00	PC.	

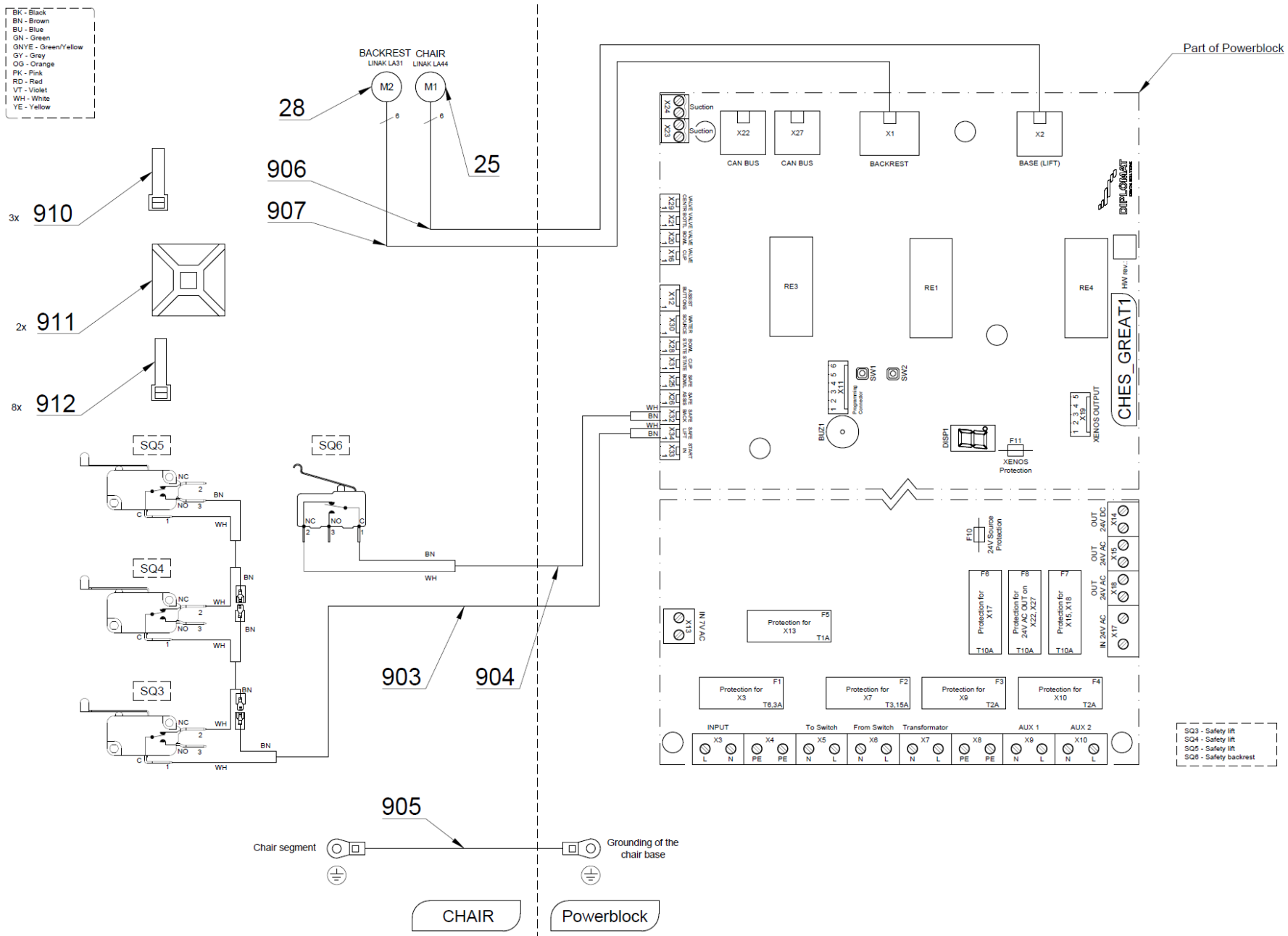
PZ_22_017_OS_04/03/2022

B – CHAIR

1 – CHAIR WITH 3rd MOVEMENT – A517-001-000-0

Item No.	Product name	SP
A517-001-000-0_ K-001	CHAIR WITH 3 RD MOVEMENT / UNPAINTED	X
A517-001-000-0_ K-003	CHAIR WITH 3 RD MOVEMENT / WHT_MATTE	X
A517-001-000-0_ K-005	CHAIR WITH 3 RD MOVEMENT / WHT2_MATTE	X





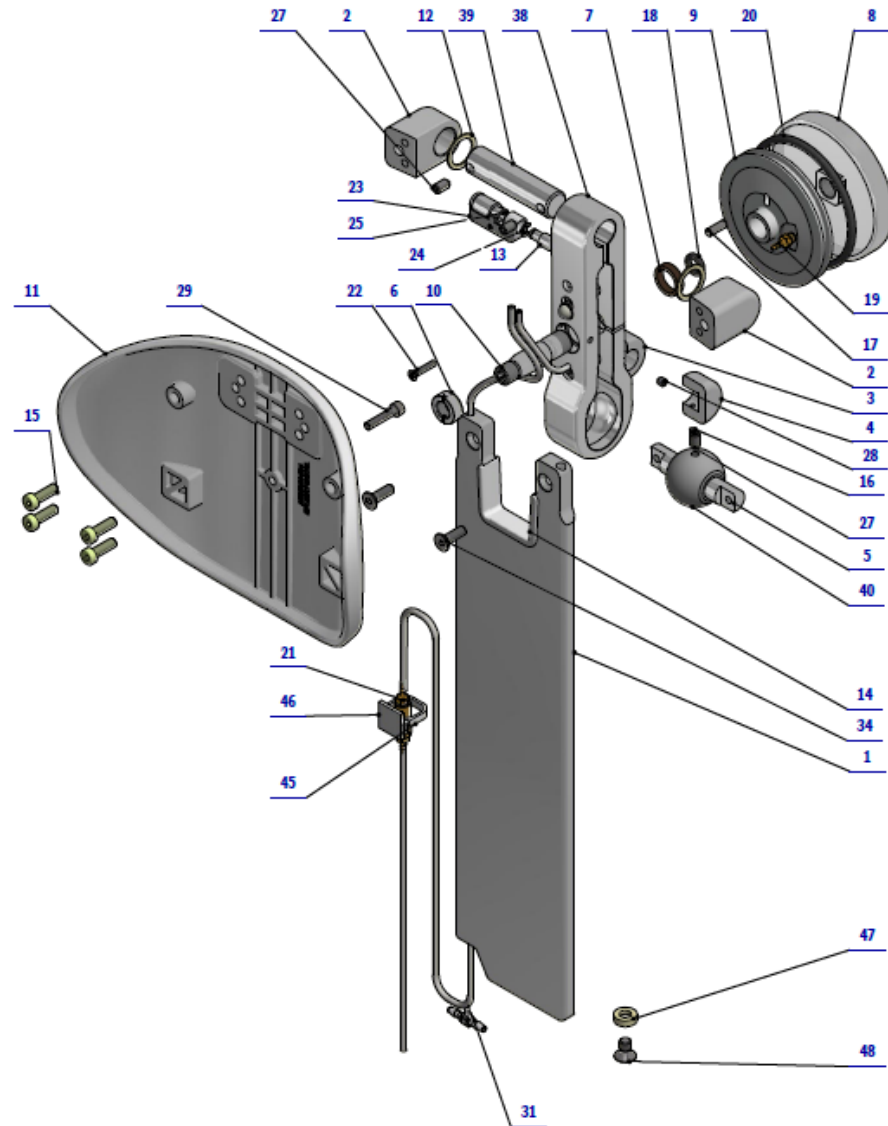
Pos.	Item no.	Product name	QTY	Unit	SP
001	V516-022-000-0	SEAT CARRIER COMPLETE 3P	1.00	PC.	
002	V517-001-000-0	DIVIDED CABINET WITH 3rd MOVEMENT	1.00	PC.	
003	V516-001-014-0	BLIND / WHT_MATTE	OPTIONAL	PC.	X
003	V516-001-014-0	BLIND / WHT2_MAT	OPTIONAL	PC.	X
004	V516-028-000-0	SEAT LIFT R	1.00	PC.	
005	V516-029-000-0	SEAT LIFT L	1.00	PC.	
006	V516-027-000-0	ROD WITH KU	2.00	PC.	
007	V516-001-018-0	CONSOLE	1.00	PC.	
008	V516-001-033-0	CONSOLE	1.00	PC.	
009	V516-001-017-0	SCREW M8-M5	2.00	PC.	
010	V516-001-019-0	SCREW M10x1	4.00	PC.	
011	V516-001-020-0	SCREW M12x1	2.00	PC.	
012	V516-001-021-0	SCREW M10x1	2.00	PC.	
013	V516-001-013-0	STUD 7	1.00	PC.	
014	V516-001-016-0	BACK SUPPORT CARRIER	1.00	PC.	
015	V516-001-015-0	LEAD HOLDER	1.00	PC.	
016	V511.01-00-21.2	STUD P.J. UPPER	1.00	PC.	
017	V516-001-034-0	STUD 8	1.00	PC.	
018	V516-100-031-0	LEAD STRIP	2.00	PC.	
019	V516-001-053-0	SCREW M16x1,5	2.00	PC.	
020	V516-001-022-0	WASHER KU	2.00	PC.	
021	V516-001-023-0	WASHER	2.00	PC.	
023	V516-001-029-0	SEGMENT WITH BLADES / WHT_MATTE	OPTIONAL	PC.	X
023	V516-001-029-0	SEGMENT WITH BLADES / WHT2_MAT	OPTIONAL	PC.	X
022	V516-001-024-0	SEGMENT PAINTED / WHT_MATTE	OPTIONAL	PC.	X
022	V516-001-024-0	SEGMENT PAINTED / WHT2_MAT	OPTIONAL	PC.	X
024	ME311733.001	LOCK RING P 10 MZ	1.00	PC.	
025	ME311733.033	LOCK RING P14	2.00	PC.	
026	ME323427.073	BEARING KR30	4.00	PC.	
027	ME323427.080	CASE 10WC10	4.00	PC.	
028	ME358221.064	POWER UNIT LINAK LA 31	1.00	PC.	
029	ME311212.020	WASHER P 4,3	1.00	PC.	
030	ME309543.116	SCREW M 4X50	1.00	PC.	
031	ME315170.063	COMPRESSION SPRING TL2000x120x0190	1.00	PC.	
032	ME273141.019	BUMPON SJ 5382 P 6,4	1.00	PC.	
033	ME309287.016	SCREW M 6X8	2.00	PC.	
034	ME309542.012	SCREW M 6x16	12.00	PC.	
035	ME309231.073	SCREW M 5X16	4.00	PC.	
036	ME309281.082	SCREW M 4X6	8.00	PC.	
037	ME309543.018	SCREW M 5X30	2.00	PC.	
038	ME309255.049	SCREW M 3X16	2.00	PC.	
039	ME309255.082	SCREW M 2X14	2.00	PC.	
040	ME315000.045	SPRING TL 1250x076x0170	2.00	PC.	
041	ME311120.081	NUT M 2	2.00	PC.	
042	ME311180.004	NUT M 4	2.00	PC.	
043	ME311280.004	WASHER MS P 4,3	2.00	PC.	
044	ME311210.034	WASHER P 2,2	2.00	PC.	
045	ME311214.002	WASHER P 4,3	1.00	PC.	
046	ME311732.008	LOCK RING P 9 ZN	1.00	PC.	
047	ME374415.020	MICROSWITCH OMRON V-166-1C5	1.00	PC.	
048	ME374415.035	MICROSWITCH OMRON SS-5GL2T	1.00	PC.	
050	ME321822.073	SPACER WASHER	2.00	PC.	
051	ME735552.115	GROUNDING 4-2240.017	1.00	PC.	
052	V400.01-00-61	LABEL SQ5		PC.	
053	V400.01-00-62	LABEL SQ6		PC.	
056	A516-102-000-0>>	HEADREST 3D PNEUMATIC / WHT_MATTE	OPTIONAL	PC.	X

056	A516-102-000-0>>	HEADREST 3D PNEUMATIC / WHT2_MATTE	OPTIONAL	PC.	X
055	A516-101-000-0>>	HEADREST / WHT_MATTE	OPTIONAL	PC.	X
055	A516-101-000-0>>	HEADREST / WHT2_MATTE	OPTIONAL	PC.	X
054	A516-100-000-0>>	HEADREST 3D / WHT_MATTE	OPTIONAL	PC.	X
054	A516-100-000-0>>	HEADREST 3D / WHT2_MATTE	OPTIONAL	PC.	X
058	A517-010-000-0>>	CHAIR COVER	OPTIONAL	PC.	X
058	A517-010-000-0>>	CHAIR COVER / WHT_MATTE	OPTIONAL	PC.	X
058	A517-010-000-0>>	CHAIR COVER / WHT2_MATTE	OPTIONAL	PC.	X
901	ME374100.106	WIRES CHAIR – SQ5, SQ6	1.00	PC.	
902	ME374100.109	CABLE BUNDLE FOR CHAIR – 0.61m	1.00	PC.	
903	ME374100.066	WIRE GNYE FOR M2	1.00	PC.	
910	ME397900.012	CABLE TIE F 0301 CV-094	1.00	PC.	
911	ME345711.034	CLAMP F0505 HC 101	2.00	PC.	
912	ME397800.015	CABLE TIE F0301 CV-200	4.00	PC.	

PZ_22_032+PZ_22_060_4/29/2022

1.1 – HEADREST 3D PNEUMATIC – A516-102-000-0

Item No.	Product name	SP
A516-102-000-0_K-001	HEADREST 3D PNEUMATIC / WHT_MATTE	X
A516-102-000-0_K-005	HEADREST 3D PNEUMATIC / WHT2_MATTE	X

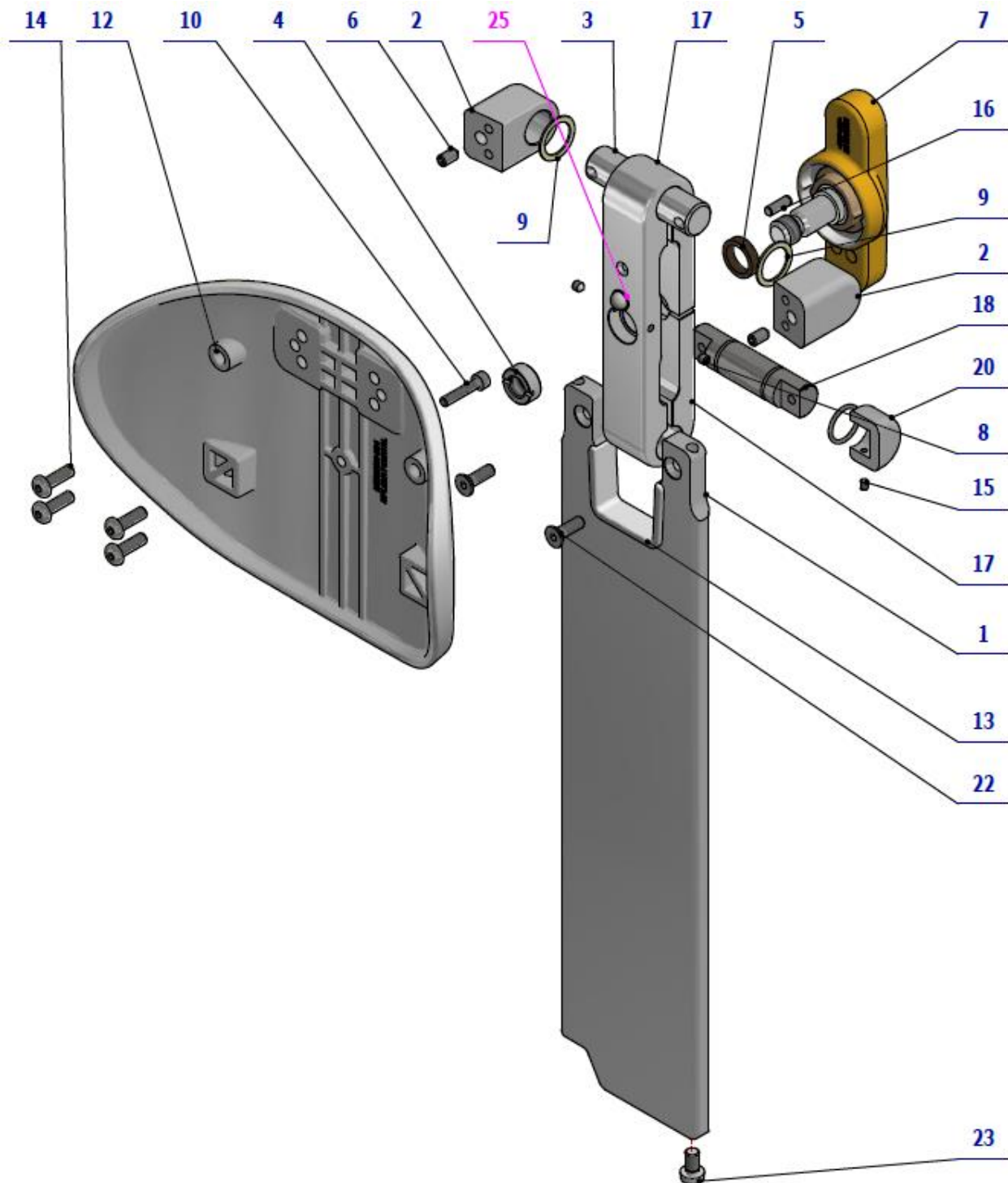


Pos.	Item no.	Product name	QTY	Unit	SP
001	V516-100-003-0	ALUMINIUM BAR	1.00	PC.	
002	V516-100-004-0	BASE	2.00	PC.	
003	V516-100-007-0	COVER 12P	1.00	PC.	
004	V516-100-008-0	COVER 12L	1.00	PC.	
005	V516-100-010-0	BALL STUD	1.00	PC.	
006	V516-100-013-0	NUT M10x1	1.00	PC.	
007	V516-100-014-0	BRONZE WASHER	1.00	PC.	
008	V516-100-015-0	CAP	1.00	PC.	
009	V516-100-016-0	BODY	1.00	PC.	
010	V516-100-017-0	STUD 11	1.00	PC.	
011	V516-100-019-0>>	HEADREST / WHT_MAT	OPTIONAL	PC.	X
011	V516-100-019-0>>	HEADREST / WHT2_MAT	OPTIONAL	PC.	X
012	ME273114.041	RING S0.8x15x20	2.00	PC.	
013	V516-100-021-0	STUD 12	1.00	PC.	
014	ME321822.101	STOP	1.00	PC.	
015	ME309542.005	SCREW M 5x16	4.00	PC.	
016	ME309543.077	SCREW M 3x5	2.00	PC.	
017	ME311565.019	PIN P 4h8X12 CYLINDRICAL	1.00	PC.	
018	ME273111.118	O RING P 7.6X2.62 NBR 70	1.00	PC.	
019	ME397522.004	ENDING 11752-2-M5-PKG	1.00	PC.	
020	ME273111.008	O RING P 66X4	1.00	PC.	
021	A653-450-021-0	CHECK VALVE ASSEMBLY	1.00	PC.	
022	ME309251.111	SCREW M 3X16	1.00	PC.	
023	ME700001.002	SLEEVE	1.00	PC.	
024	ME311000.001	LOCK RING P 3,2 ZN	1.00	PC.	
025	ME405658.028	THREeway VALVE	1.00	PC.	
027	ME311120.090	SCREW M 5X10	4.00	PC.	
028	ME311120.044	SCREW M 4X5	2.00	PC.	
029	ME020000.008	SCREW M 4X20 A2	3.00	PC.	
030	ME273141.014	BUMPON SJ 5306 P 9.5	1.00	PC.	
031	ME336401.027	ADAPTER T230/210-1	1.00	PC.	
032	ME283367.020	HOSE PUR 1,5/2,7 TRANSPARENT	2.00	M	
033	V516-100-025-0	ADJUSTMENT KEY FOR HEADREST		PC.	
034	ME307991.028	SCREW M 5X16 A2	2.00	PC.	
038	V516-100-002-0	TELO ZVERKY GULOVEJ	1.00	PC.	
039	V516-100-011-0	STUD 10	1.00	PC.	
040	V511.16-00-08	BOWL	1.00	PC.	
045	ME397900.012	CABLE TIE F 0301 CV-094	1.00	PC.	
046	ME345711.034	CLAMP F0505 HC 101	1.00	PC.	
047	V516-100-024-0	STOP	1.00	PC.	
048	ME309543.111	SCREW M 6X10	1.00	PC.	
049	ME311120.114	NUT M 4 A2	2.00	PC.	

PZ_22_057_5/17/2022

1.2 – HEADREST– A516-101-000-0

Item No.	Product name	SP
A516-101-000-0_K-001	HEADREST / WHT_MATTE	X
A516-101-000-0_K-005	HEADREST / WHT2_MATTE	X

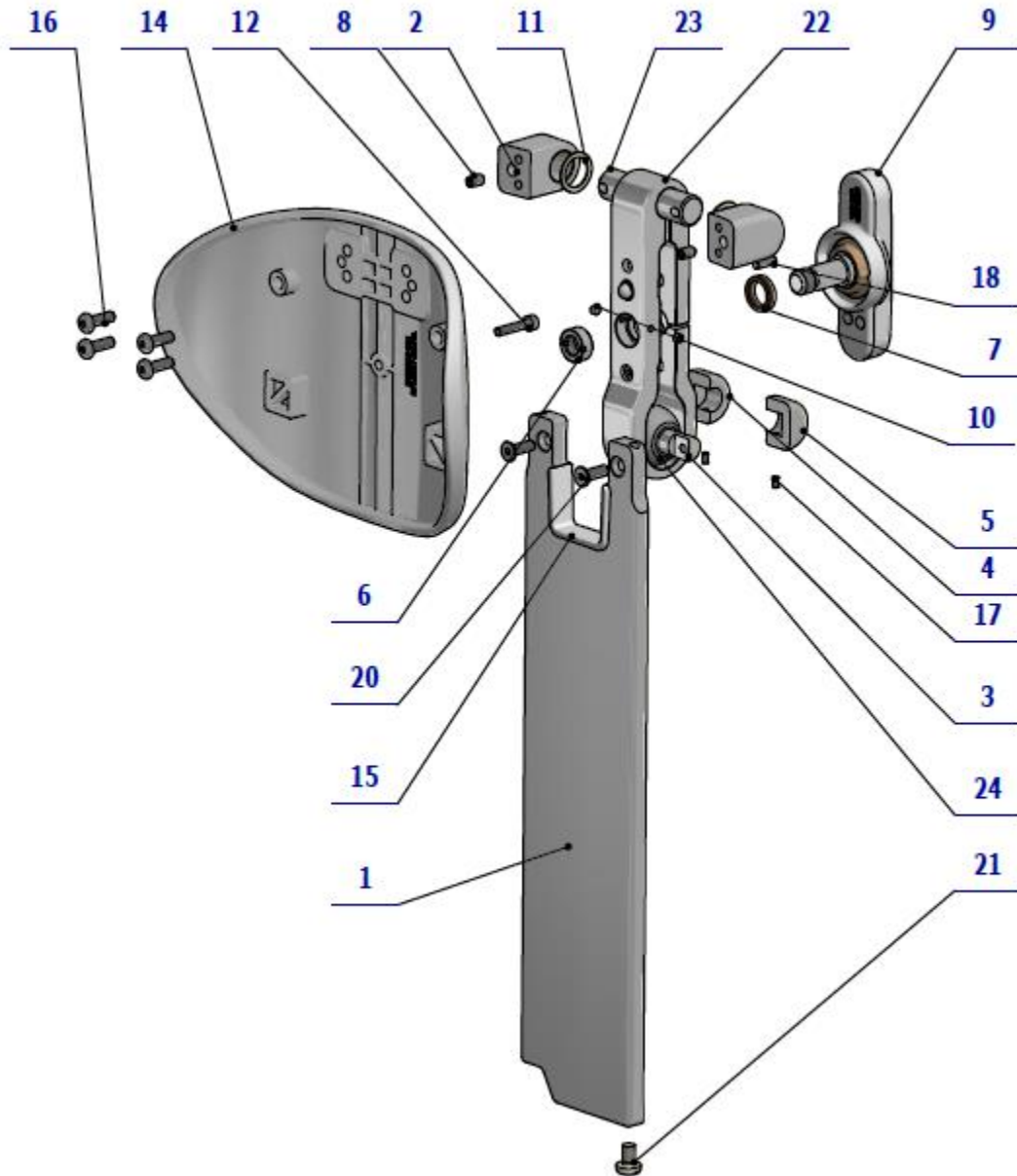


Pos.	Item no.	Product name	QTY	Unit	SP
001	V516-100-003-0	ALLUMINIUM BAR	1.00	PC.	
002	V516-100-004-0	BASE	2.00	PC.	
003	V516-100-011-0	STUD 10	1.00	PC.	
004	V516-100-012-0	NUT TR12x3	1.00	PC.	
005	V516-100-014-0	BRONZE WASHER	1.00	PC.	
006	ME311120.090	SCREW M 5X10	2.00	PC.	
007	ME321822.102	BRAKE HANDLE	1.00	PC.	
008	ME311120.044	SCRW M 4X5	2.00	PC.	
009	ME273114.041	RING S0.8x15x20	2.00	PC.	
010	ME020000.008	SCREW M 4X20 A2	1.00	PC.	
012	V516-100-019-0	HEADREST / WHT_MATTE	OPTIONAL	PC.	X
012	V516-100-019-0	HEADREST / WHT2_MATTE	OPTIONAL	PC.	X
013	ME321822.101	STOP	1.00	PC.	
014	ME309542.005	SCREW M 5x16	4.00	PC.	
015	ME309287.034	SCREW M 3x4	2.00	PC.	
016	ME311565.019	PIN P 4h8X12 CYLINDRICAL	1.00	PC.	
017	V516-100-001-0	CLAMP BODY	1.00	PC.	
018	V516-100-009-0	STUD 9	1.00	PC.	
019	V516-100-005-0	COVER 15P	1.00	PC.	
020	V516-100-006-0	COVER 15L	1.00	PC.	
021	ME311733.035	LOCK RING P 16	2.00	PC.	
022	ME307991.028	SCREW M 5X16 A2	2.00	PC.	
023	ME309231.015	SCREW M 6X10 PA 6.6	1.00	PC.	
025	ME273141.014	BUMPON SJ 5306 P 9.5	1.00	PC.	

PZ_22_057_5/17/2022

1.3 – HEADREST 3D – A516-100-000-0

Item No.	Product name	SP
A516-100-000-0_K-001	HEADREST 3D / WHT_MATTE	X
A516-100-000-0_K-005	HEADREST 3D / WHT2_MATTE	X

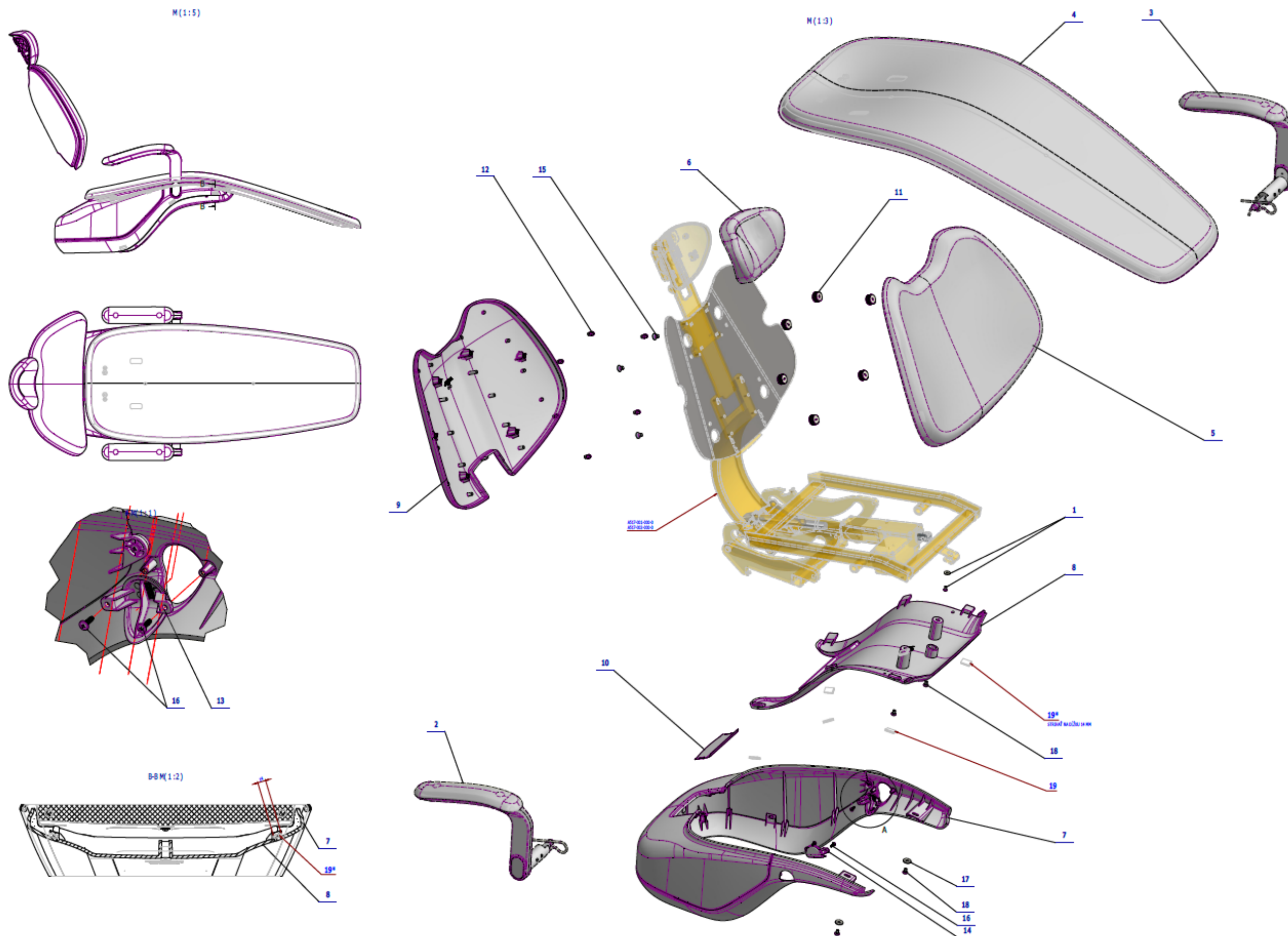


Pos.	Item no.	Product name	QTY	Unit	SP
001	V516-100-003-0	ALLUMINIUM BAR	1.00	PC.	
002	V516-100-004-0	BASE	2.00	PC.	
003	V516-100-010-0	BOWL STUD	1.00	PC.	
004	V516-100-007-0	COVER 12P	1.00	PC.	
005	V516-100-008-0	COVER 12L	1.00	PC.	
006	V516-100-012-0	NUT TR12x3	1.00	PC.	
007	V516-100-014-0	BRONZE WASHER	1.00	PC.	
008	ME311120.090	SCREW M 5X10	4.00	PC.	
009	ME321822.102	BRAKE HANDLE	1.00	PC.	
010	ME311120.044	SCREW M 4X5	2.00	PC.	
011	ME273114.041	RING S0.8x15x20	2.00	PC.	
012	ME020000.008	SCREW M 4X20 A2	3.00	PC.	
014	V516-100-019-0	HEADREST / WHT_MATTE	OPTIONAL	PC.	X
014	V516-100-019-0	HEADREST / WHT2_MATTE	OPTIONAL	PC.	X
015	ME321822.101	STOP	1.00	PC.	
016	ME309542.005	SCREW M 5x16	4.00	PC.	
017	ME309543.077	SCREW M 3x5	2.00	PC.	
018	ME311565.019	PIN P 4h8X12 CYLINDRICAL	1.00	PC.	
020	ME307991.028	SCREW M 5X16 A2	2.00	PC.	
021	ME309231.015	SCREW M 6X10 PA 6.6	1.00	PC.	
022	V516-100-002-0	CLAMP BODY	1.00	PC.	
023	V516-100-011-0	STUD 10	1.00	PC.	
024	V511.16-00-08	BOWL	1.00	PC.	
025	ME273141.014	BUMPON SJ 5306 P 9.5	1.00	PC.	
026	ME311120.114	NUT M 4 A2	2.00	PC.	

PZ_22_057_5/17/2022

1.4 – CHAIR COVER – A517-010-000-0

Item No.	Product name	SP
A517-010-000-0_ K-001	CHAIR COVER / UNPAINTED	X
A517-010-000-0_ K-003	CHAIR COVER / WHT_MATTE	X
A517-010-000-0_ K-005	CHAIR COVER / WHT2_MATTE	X

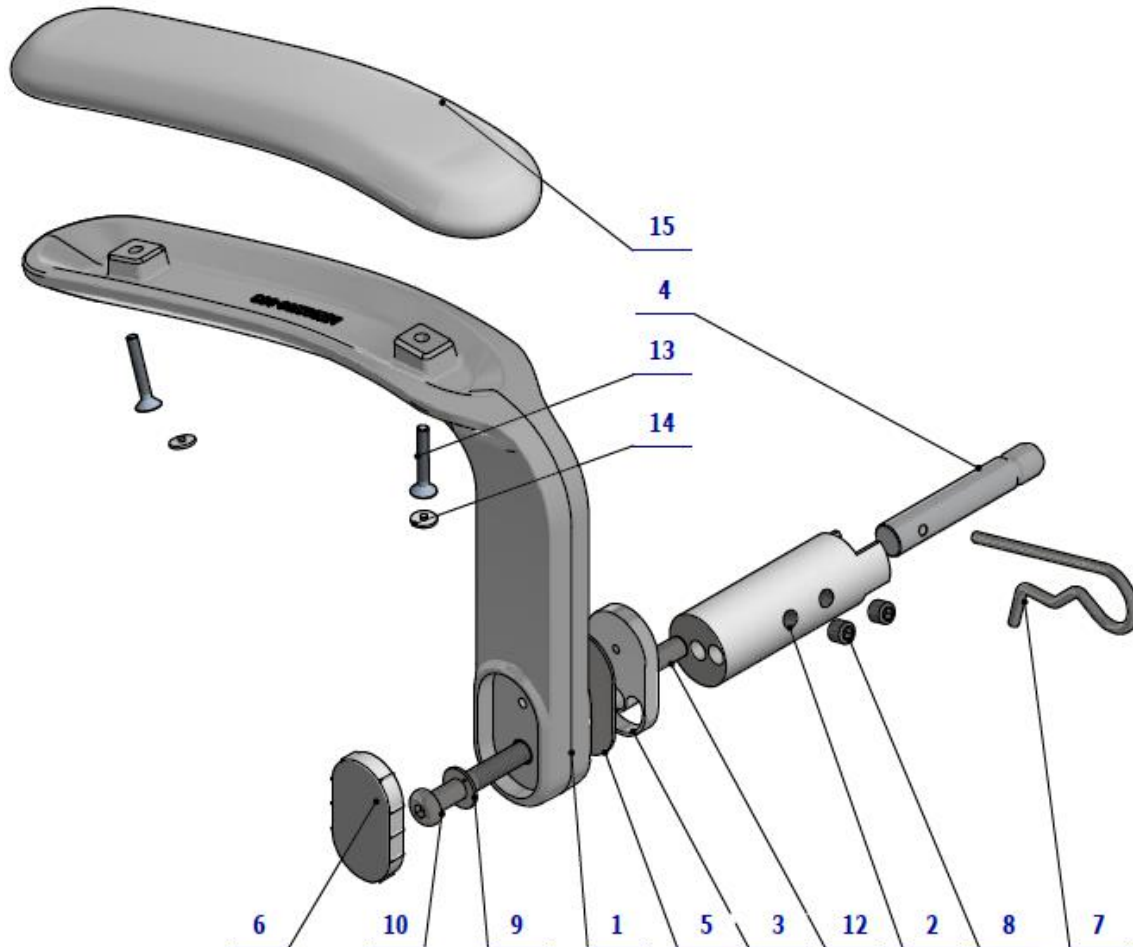


Pos.	Item no.	Product name	QTY	Unit	SP
001	A516-001-049-0	ACCESSORY ATTACHMENT I FIX SEAT	1.00	PC.	
002	A516-200-000-0>>	ARMREST RIGHT	OPTIONAL	PC.	X
002	A516-200-000-0>>	ARMREST RIGHT / WHT_MATTE	OPTIONAL	PC.	X
002	A516-200-000-0>>	ARMREST RIGHT / WHT2_MATTE	OPTIONAL	PC.	X
003	A516-201-000-0>>	ARMREST LEFT	OPTIONAL	PC.	X
003	A516-201-000-0>>	ARMREST LEFT / WHT_MATTE	OPTIONAL	PC.	X
003	A516-201-000-0>>	ARMREST LEFT / WHT2_MATTE	OPTIONAL	PC.	X
004	ME288200.071	MODEL PRO_ČAL_SED_BŠ_PVC / Cream		PC.	
005	ME288200.072	MODEL PRO_ČAL_CHRB_PL_BŠ / Cream		PC.	
006	ME288200.073	MODEL PRO_ČAL_HLV_BŠ / Cream		PC.	
007	A516-001-060-0>>	SEAT FRAME COVER UNPAINTED	OPTIONAL	PC.	X
007	V516-001-103-0	SEAT FRAME COVER UNPAINTED / WHT_MATTE	OPTIONAL	PC.	X
007	V516-001-103-0	UNDERSEAT COVER UNPAINTED / WHT2_MATTE	OPTIONAL	PC.	X
008	ME321822.104	LOWER CHAIR COVER-LIFT	OPTIONAL	PC.	X
008	V517-001-101-0	LOWER CHAIR COVER-LIFT / WHT_MATTE	OPTIONAL	PC.	X
008	V517-001-101-0	LOWER CHAIR COVER-LIFT / WHT2_MATTE	OPTIONAL	PC.	X
009	A516-001-038-0>>	BACKREST REAR	1.00	PC.	
010	ME321822.086	UNDERSEAT COVER BLIND	OPTIONAL	PC.	X
010	V516-001-102-0	UNDERSEAT COVER BLIND / WHT_MATTE	OPTIONAL	PC.	X
010	V516-001-102-0	UNDERSEAT COVER BLIND / WHT2_MATTE	OPTIONAL	PC.	X
011	ME321822.094	CLIP A	6.00	PC.	
012	ME321822.095	CLIP B	6.00	PC.	
013	ME321822.088	UNDERHAND BLIND LEFT	OPTIONAL	PC.	X
013	V516-001-105-0	UNDERHAND BLIND LEFT / WHT_MATTE	OPTIONAL	PC.	X
013	V516-001-105-0	UNDERHAND BLIND LEFT / WHT2_MATTE	OPTIONAL	PC.	X
014	ME321822.087	UNDERHAND BLIND RIGHT	OPTIONAL	PC.	X
014	V516-001-106-0	UNDERHAND BLIND RIGHT / WHT_MATTE	OPTIONAL	PC.	X
014	V516-001-106-0	UNDERHAND BLIND RIGHT / WHT2_MATTE	OPTIONAL	PC.	X
015	ME307991.019	SCREW M 8X12	4.00	PC.	
016	ME307001.010	SCREW STP31 4x14 - H2	4.00	PC.	
017	ME311212.022	WASHER P 6x20 BN 732	2.00	PC.	
018	ME309255.094	SCREW M 6x10	4.00	PC.	
019	ME627439.008	VELCRO 3M DUAL LOCK	0.17	M	

PZ_22_005_OS_6/24/2022

1.4.1 –ARMREST RIGHT – A516-200-000-0

Item No.	Product name	SP
A516-200-000-0_K-001	ARMREST RIGHT / UNPAINTED	X
A516-200-000-0_K-003	ARMREST RIGHT / WHT_MATTE	X
A516-200-000-0_K-005	ARMREST RIGHT / WHT2_MATTE	X



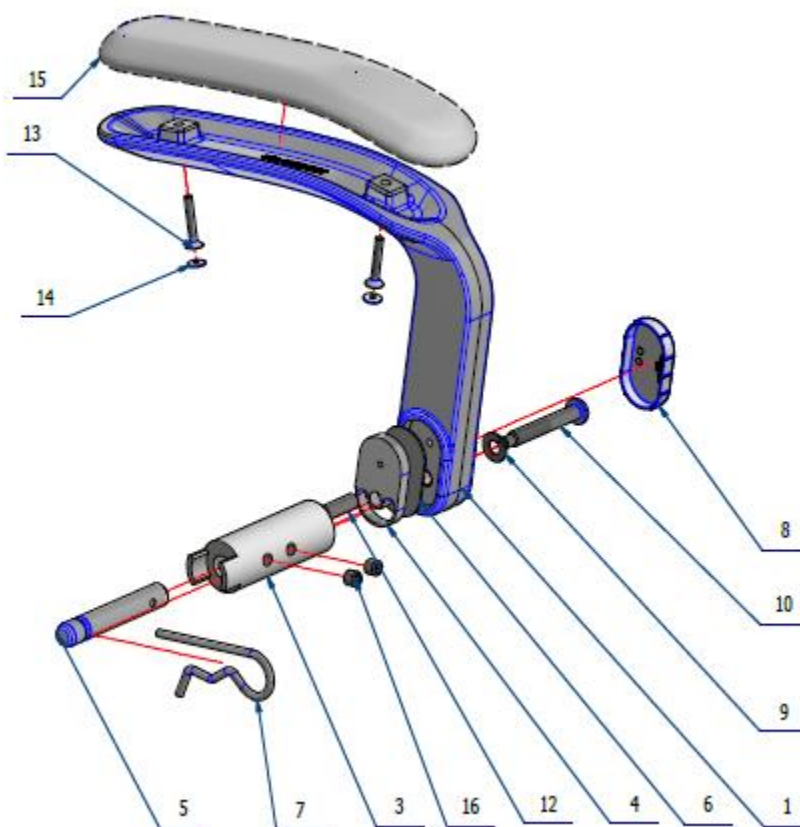
Pos.	Item no.	Product name	QTY	Unit	SP
001	V516-200-002-0	ARMREST, PAINTED	OPTIONAL	PC.	X
001	V516-200-002-0	ARMREST, PAINTED / WHT_MATTE	OPTIONAL	PC.	X
001	V516-200-002-0	ARMREST, PAINTED / WHT2_MATTE	OPTIONAL	PC.	X
009	ME323427.080	BUSHING 10WC10	1.00	PC.	X
002	V516-200-003-0	ARMREST ARM	OPTIONAL	PC.	X
002	V516-200-003-0	ARMREST ARM/ WHT_MATTE	OPTIONAL	PC.	X
002	V516-200-003-0	ARMREST ARM/ WHT2_MATTE	OPTIONAL	PC.	X
003	V516-200-004-0	STOP	1.00	PC.	X
004	V516-200-005-0	ARMREST STUD	1.00	PC.	X
005	V516-200-006-0	STOP WASHER	1.00	PC.	X
007	V516-200-007-0	SIMPLE COTTER PIN 5 MODIFIED	1.00	PC.	X
006	ME321822.097	ARMREST, COVER	OPTIONAL	PC.	X
006	V516-001-108-0	ARMREST, COVER/WHT_MATTE	OPTIONAL	PC.	X
006	V516-001-108-0	ARMREST, COVER/WHT2_MATTE	OPTIONAL	PC.	X
010	V516-200-009-0	SCREW M10x70	1.00	PC.	

012	ME311565.109	PIN P 10x32 h6	1.00	PC.	X
013	ME307991.013	SCREW M 5X35 A2	2.00	PC.	
014	ME321000.103	PLASTIC COVER, WHITE M5 HEXAGONAL	2.00	PC.	X
008	ME309281.093	SCREW M 10X10	2.00	PC.	
015	ME288200.074	MODEL PRO_ČAL_RUK_BŠ / WHT1		PC	

PZ 21_023_OS10/13/2021

1.4.2 – ARMREST LEFT – A516-201-000-0

Item No.	Product name	SP
A516-201-000-0_K-001	ARMREST RIGHT / UNPAINTED	X
A516-201-000-0_K-003	ARMREST RIGHT / WHT_MATTE	X
A516-201-000-0_K-005	ARMREST RIGHT / WHT2_MATTE	X



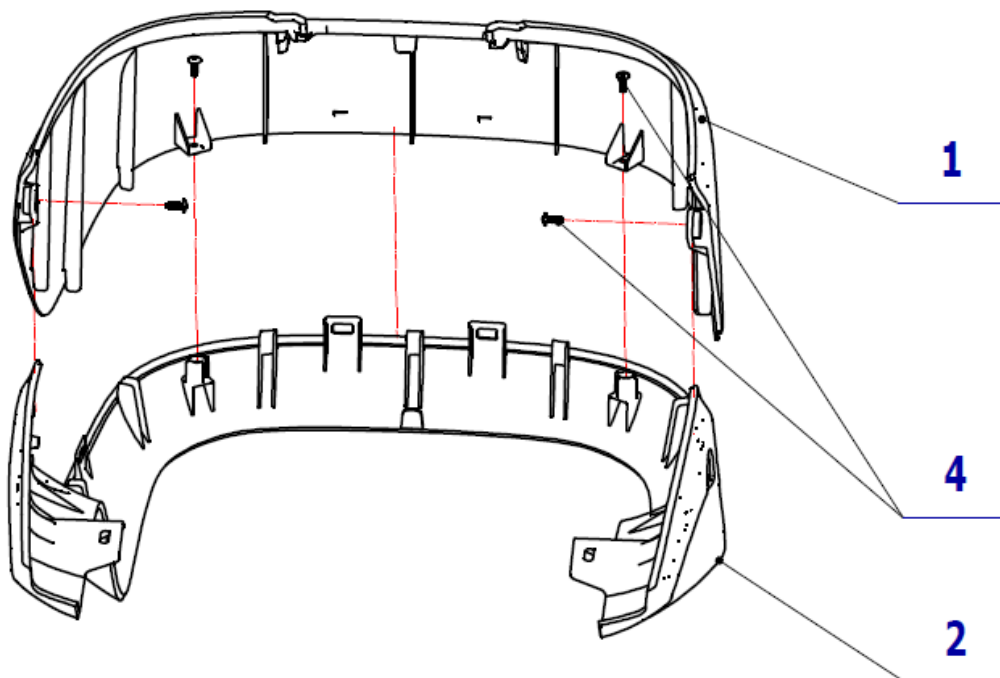
Pos.	Item no.	Product name	QTY	Unit	SP
001	V516-200-002-0	UNDERARM / WHT2_MAT	1.00	PC.	
003	V516-200-003-0	UNDERARM ARM / WHT2_MAT	1.00	PC.	
004	V516-200-004-0	STOP	1.00	PC.	
005	V516-200-005-0	ARMRESTU STUD	1.00	PC.	
006	V516-200-006-0	STOP WASHER	1.00	PC.	
007	V516-200-007-0	LATCH SIMPLE 5	1.00	PC.	
008	ME321822.097	COVER	1.00	PC.	
009	ME323427.080	SLEEVE 10WC10	1.00	PC.	
010	V516-200-009-0	SCREW M10x70	1.00	PC.	
012	ME311565.109	PIN P 10x32 h6	1.00	PC.	

013	ME307991.013	SCREW M 5X35 A2	2.00	PC.	
014	ME321000.103	PLASTICS COVER WHITE M5 IMBUS	2.00	PC.	
015	ME288200.074	MODEL PRO_ČAL_RUK_BŠ / Cream		PC.	
016	ME309281.093	SCREW M 10X10	2.00	PC.	

PZ_21_023_OS_10/13/2021

1.4.3 - SEAT FRAME COVER – A516-001-060-0

Item No.	Product name	SP
A516-001-060-0_K-001	SEAT FRAME COVER	X

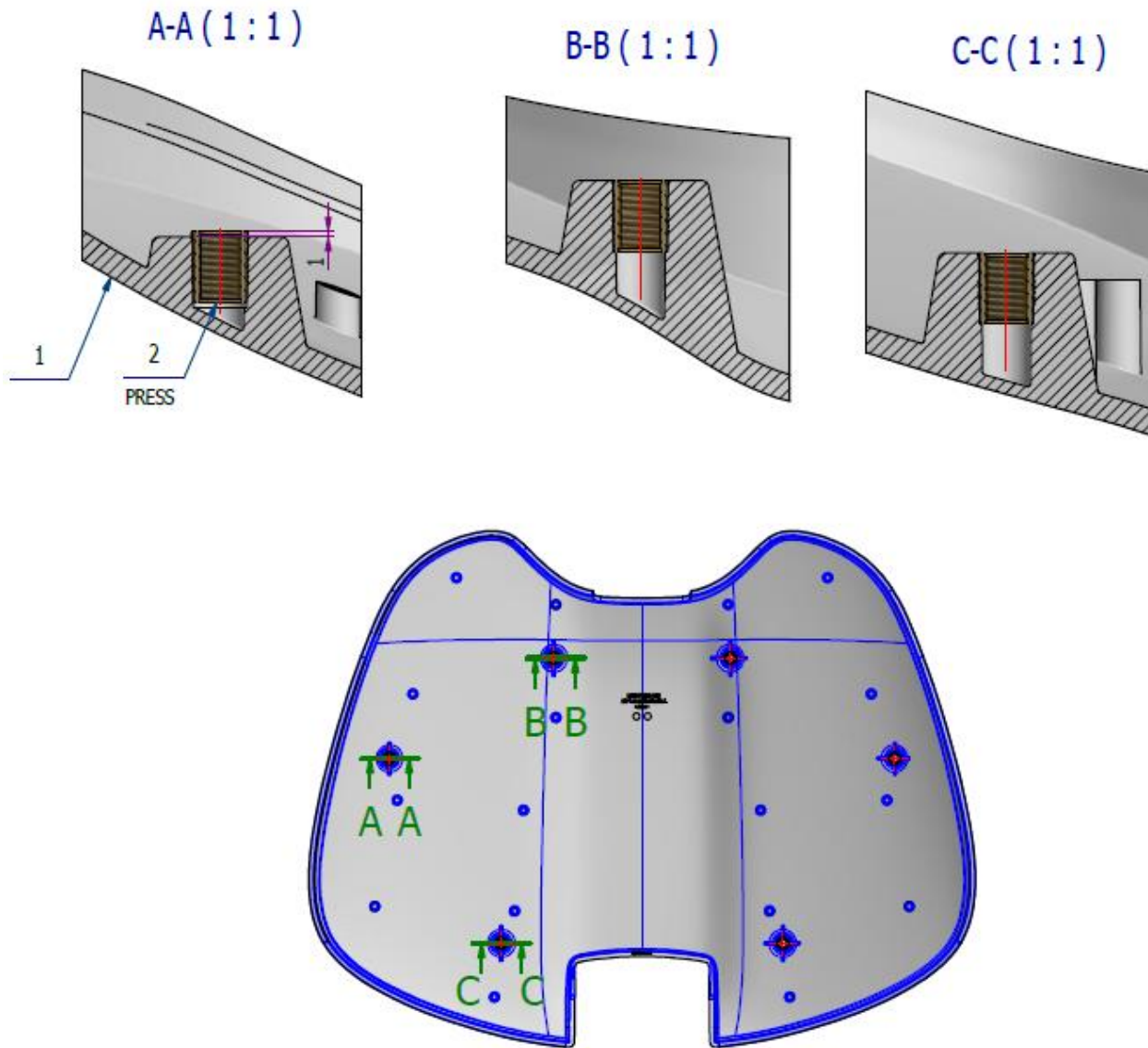


Pos.	Item number	Product name	QTY	Unit	SP
001	ME321822.084	SEAT FRAME UPPER	1.00	PC.	
002	ME321822.085	SEAT FRAME LOWER	1.00	PC.	
004	ME307001.011	SCREW STP31 4x12 H2	4.00	PC.	

PZ_21_074_7/15/2021

1.4.4 - REAR BACKREST – A516-001-038-0

Item No.	Product name	SP
A516-001-038-0_K-001	REAR BACKREST/ UNPAINTED	X
A516-001-038-0_K-003	REAR BACKREST/ WHT_MATTE	X
A516-001-038-0_K-005	REAR BACKREST/ WHT2_MATTE	X

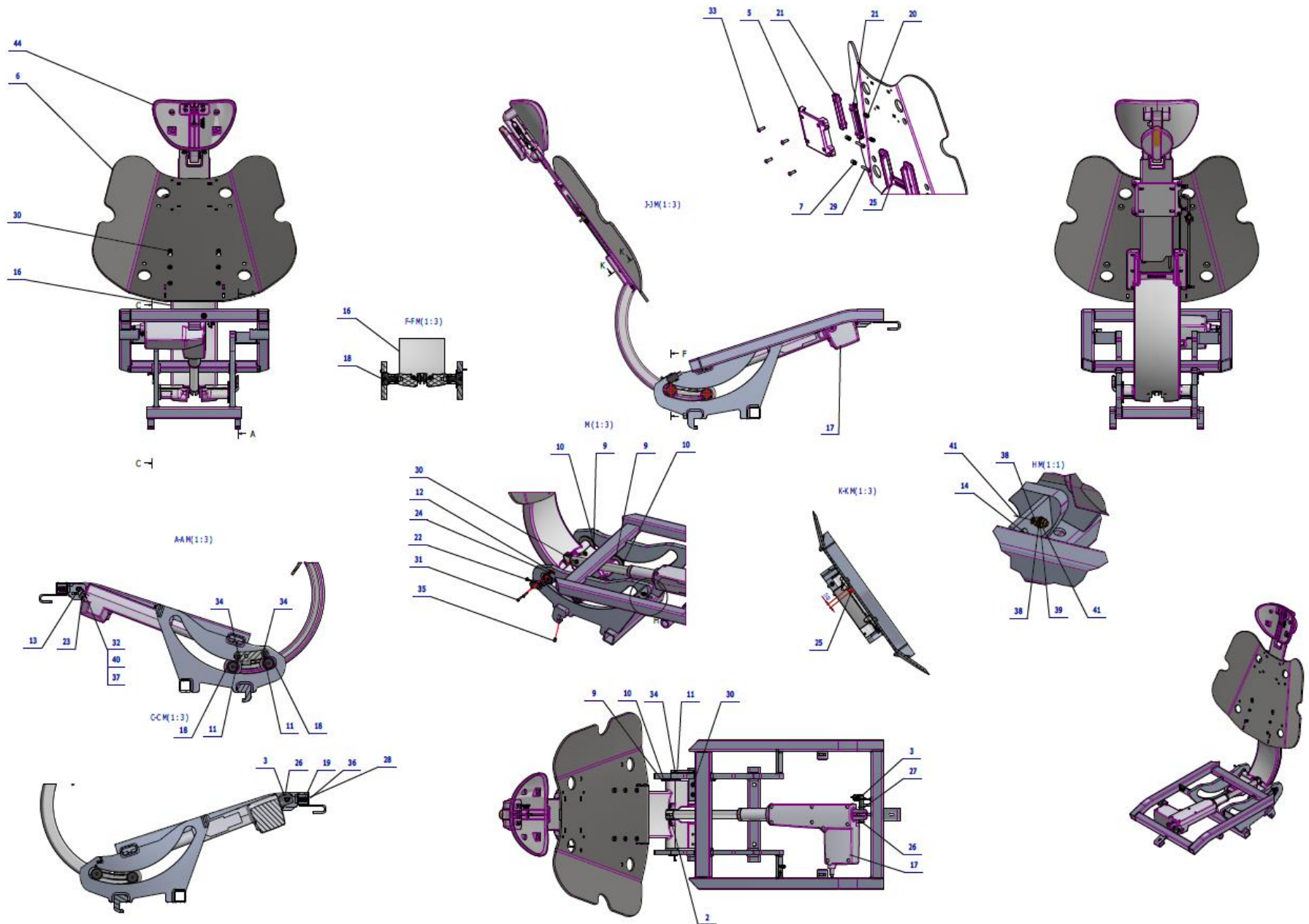


Pos.	Item number	Product name	QTY	Unit	SP
002	ME311990.012	THREADED INSERT M8 BN 1936	6.00	PC.	
001	ME321822.091	REAR BACKREST/ UNPAINTED	OPTIONAL	PC.	
001	V516-001-107-0	REAR BACKREST/ WHT_MATTE	OPTIONAL	PC.	
001	V516-001-107-0	REAR BACKREST/ WHT2_MATTE	OPTIONAL	PC.	

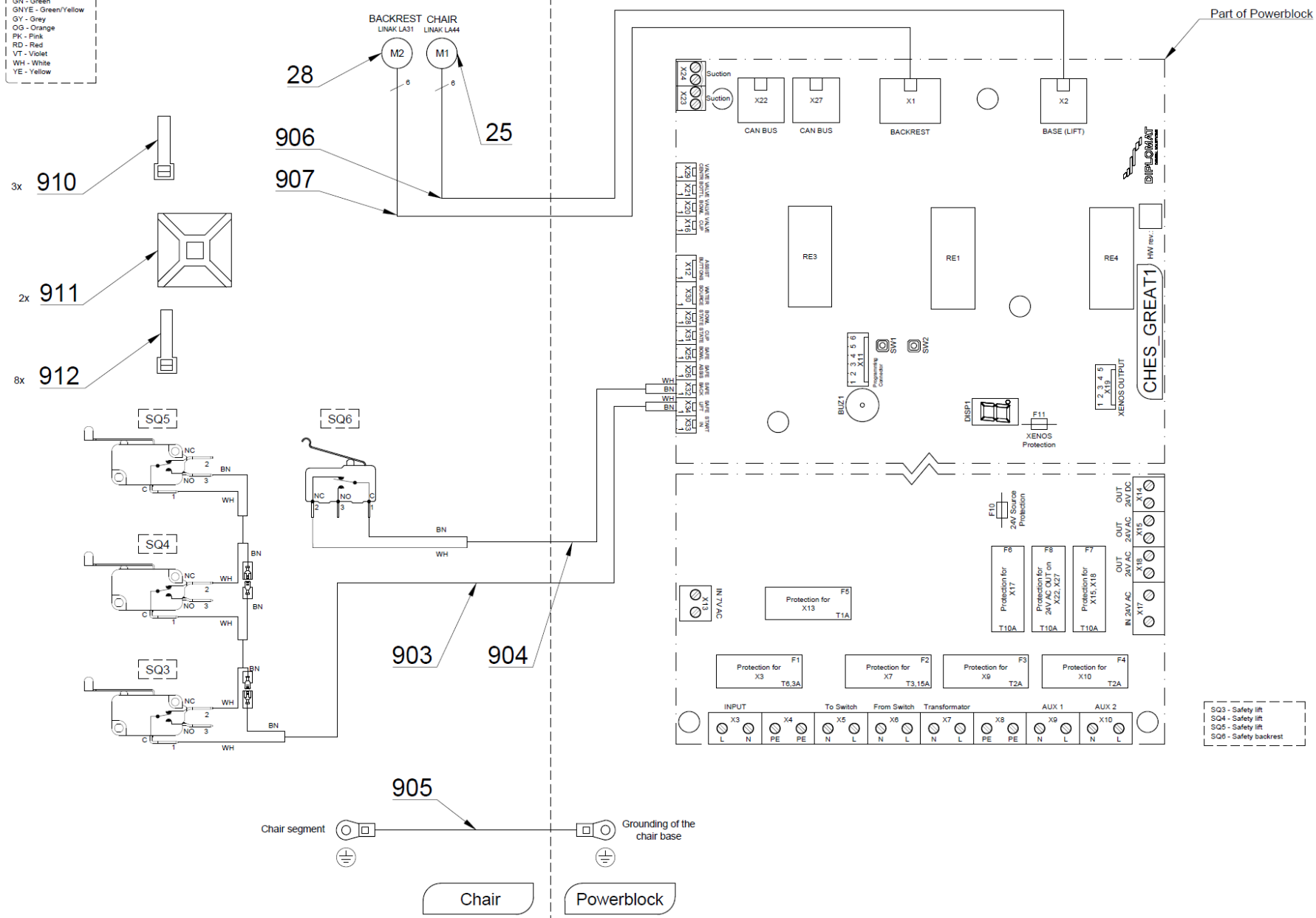
9/19/2020

2 – CHAIR WITHOUT 3rd MOVEMENT – A517-002-000-0

Item No.	Product name	SP
A517-002-000-0_K-001	CHAIR WITHOUT 3 RD MOVEMENT / UNPAINTED	X
A517-002-000-0_K-003	CHAIR WITHOUT 3 RD MOVEMENT / WHT_MATTE	X
A517-002-000-0_K-005	CHAIR WITHOUT 3 RD MOVEMENT / WHT2_MATTE	X



- BK - Black
- BN - Brown
- BU - Blue
- GN - Green
- GNYE - Green/Yellow
- GY - Gray
- OG - Orange
- PK - Pink
- RD - Red
- VT - Violet
- WH - White
- YE - Yellow



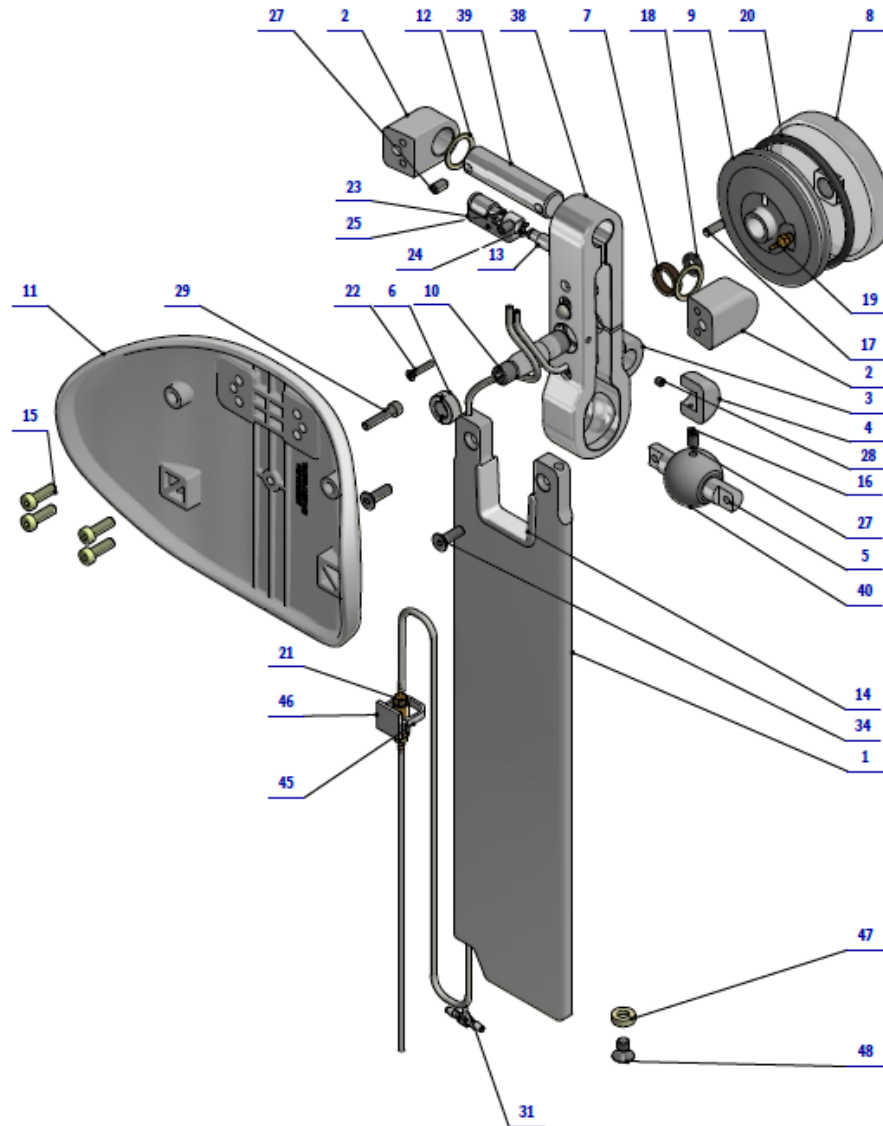
Pos.	Item no.	Product name	QTY	Unit	SP
001	V517-002-000-0	SEAT CARRIER WITHOUT 3 RD MOVEMENT	1.00	PC.	
002	V516-001-013-0	STUD 7	1.00	PC.	
003	V511.01-00-21.2	STUD P.J.UPPER	1.00	PC.	
004	V516-001-014-0	BLIND / WHT_MATTE	OPTIONAL	PC.	X
004	V516-001-014-0	BLIND / WHT2_MATTE	OPTIONAL	PC.	X
005	V516-001-015-0	GUIDE HOLDER	1.00	PC.	
006	V516-001-016-0	BACKREST HOLDER	1.00	PC.	
007	V516-001-017-0	SCREW M8-M5	2.00	PC.	
008	V516-001-033-0	CONSOLE	1.00	PC.	
009	V516-001-022-0	WASHER KU	2.00	PC.	
010	V516-001-023-0	WASHER	2.00	PC.	
011	V516-001-053-0	SCREW M16x1,5	2.00	PC.	
012	V400.01-00-61	LABEL SQ5		PC.	
013	V400.01-00-62	LABEL SQ6		PC.	
014	ME735552.115	GROUNDING SYMBOL 4-2240.017	1.00	PC.	
015	V516-001-024-0	SEGMENT PAINTED / WHT_MATTE	OPTIONAL	PC.	X
015	V516-001-024-0	SEGMENT PAINTED / WHT2_MATTE	OPTIONAL	PC.	X
016	V516-001-029-0	SEGMENT WIITH GROOVE PAINTED / WHT_MATTE	OPTIONAL	PC.	X
016	V516-001-029-0	SEGMENT WIITH GROOVE PAINTED / WHT2_MATTE	OPTIONAL	PC.	X
017	ME358221.064	DRIVE UNIT LINAK LA 31	1.00	PC.	
018	ME323427.073	BEARING KR30	4.00	PC.	
019	ME315170.063	COMPRESSION SPRING TL2000x120x0190	1.00	PC.	
020	ME315000.045	SPRING TL 1250x076x0170	2.00	PC.	
021	V516-100-031-0	GUIDE BAR	2.00	PC.	
022	ME374415.020	MICROSWITCH OMRON V-166-1C5	1.00	PC.	
023	ME374415.035	MICROSWITCH OMRON SS-5GL2T	1.00	PC.	
024	ME321822.073	SPACER WASHER	2.00	PC.	
025	ME273141.019	BUMPON SJ 5382 P 6,4	1.00	PC.	
026	ME311733.001	LOCK RING P 10 MZ	1.00	PC.	
027	ME311732.008	LOCK RING P 9 ZN	1.00	PC.	
028	ME309543.116	SCREW M 4X50	1.00	PC.	
029	ME309543.018	SCREW M 5X30	2.00	PC.	
030	ME309542.012	SCREW M 6x16	10.00	PC.	
031	ME309255.049	SCREW M 3X16	2.00	PC.	
032	ME309255.082	SCREW M 2X14	2.00	PC.	
033	ME309231.073	SCREW M 5X16	4.00	PC.	
034	ME309281.082	SCREW M 4X6	2.00	PC.	
035	ME309287.016	SCREW M 6X8	2.00	PC.	
036	ME311212.020	WASHER P 4,3	1.00	PC.	
037	ME311210.034	WASHER P 2,2	2.00	PC.	
038	ME311280.004	WASHER MS P 4,3	2.00	PC.	
039	ME311214.002	WASHER P 4,3	1.00	PC.	
040	ME311120.081	NUT M 2	2.00	PC.	
041	ME311180.004	NUT M 4	2.00	PC.	
042	A516-100-000-0	HEADREST 3D / WHT_MATTE	OPTIONAL	PC.	X
042	A516-100-000-0	HEADREST 3D / WHT2_MATTE	OPTIONAL	PC.	X
043	A516-101-000-0	HEADREST / WHT_MATTE	OPTIONAL	PC.	X
043	A516-101-000-0	HEADREST / WHT2_MATTE	OPTIONAL	PC.	X
044	A516-102-000-0	HEADREST 3D PNEMATIC / WHT_MATTE	OPTIONAL	PC.	X
044	A516-102-000-0	HEADREST 3D PNEMATIC / WHT2_MATTE	OPTIONAL	PC.	X
046	A517-010-000-0	CHAIR COVER / UNPAINTED	OPTIONAL	PC.	X
046	A517-010-000-0	CHAIR COVER / WHT_MATTE	OPTIONAL	PC.	X
046	A517-010-000-0	CHAIR COVER / WHT2_MATTE	OPTIONAL	PC.	X
901	ME374100.106	WIRES CHAIR – SQ5, SQ6	1.00	PC.	
902	ME374100.109	HARNESS FOR CHAIR – 0.61m	1.00	PC.	
903	ME374100.066	WIRE GNYE FOR M2	1.00	PC.	

910	ME397900.012	CABLE TIE F 0301 CV-094	1.00	PC.	
911	ME345711.034	CLAMP F0505 HC 101	2.00	PC.	
912	ME397800.015	CABLE TIE F0301 CV-200	4.00	PC.	

PZ_22_032 + 22_060_4/29/2022

2.1 – HEADREST 3D PNEUMATIC – A516-102-000-0

Item No.	Product name	SP
A516-102-000-0_K-001	HEADREST 3D PNEUMATIC / WHT_MATTE	X
A516-102-000-0_K-005	HEADREST 3D PNEUMATIC / WHT2_MATTE	X

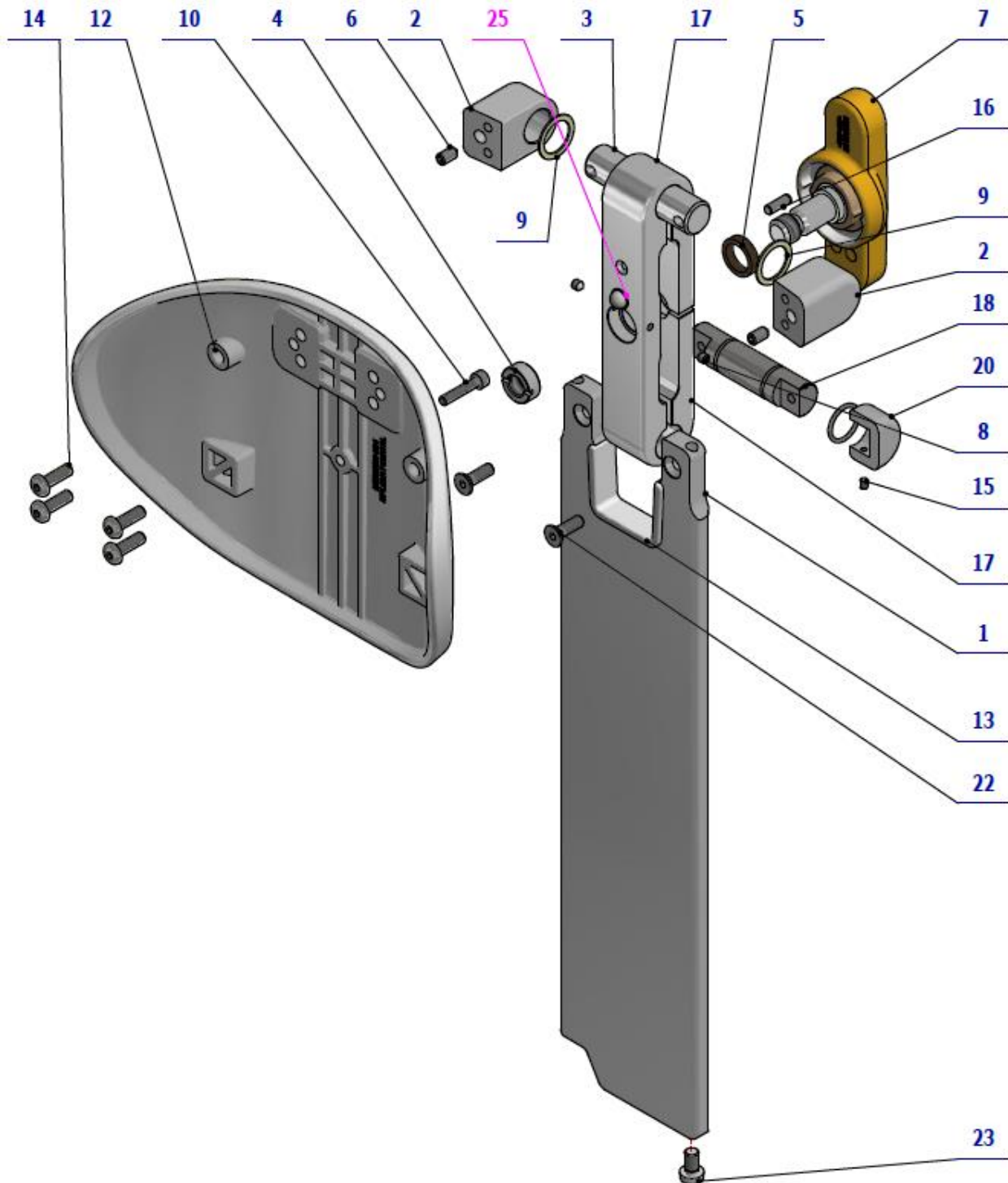


Pos.	Item no.	Product name	QTY	Unit	SP
001	V516-100-003-0	ALUMINIUM BAR	1.00	PC.	
002	V516-100-004-0	BASE	2.00	PC.	
003	V516-100-007-0	COVER 12P	1.00	PC.	
004	V516-100-008-0	COVER 12L	1.00	PC.	
005	V516-100-010-0	BALL STUD	1.00	PC.	
006	V516-100-013-0	NUT M10x1	1.00	PC.	
007	V516-100-014-0	BRONZE WASHER	1.00	PC.	
008	V516-100-015-0	CAP	1.00	PC.	
009	V516-100-016-0	BODY	1.00	PC.	
010	V516-100-017-0	STUD 11	1.00	PC.	
011	V516-100-019-0>>	HEADREST / WHT_MAT	OPTIONAL	PC.	X
011	V516-100-019-0>>	HEADREST / WHT2_MAT	OPTIONAL	PC.	X
012	ME273114.041	RING S0.8x15x20	2.00	PC.	
013	V516-100-021-0	STUD 12	1.00	PC.	
014	ME321822.101	STOP	1.00	PC.	
015	ME309542.005	SCREW M 5x16	4.00	PC.	
016	ME309543.077	SCREW M 3x5	2.00	PC.	
017	ME311565.019	PIN P 4h8X12 CYLINDRICAL	1.00	PC.	
018	ME273111.118	O RING P 7.6X2.62 NBR 70	1.00	PC.	
019	ME397522.004	ENDING 11752-2-M5-PKG	1.00	PC.	
020	ME273111.008	O RING P 66X4	1.00	PC.	
021	A653-450-021-0	CHECK VALVE ASSEMBLY	1.00	PC.	
022	ME309251.111	SCREW M 3X16	1.00	PC.	
023	ME700001.002	SLEEVE	1.00	PC.	
024	ME311000.001	LOCK RING P 3,2 ZN	1.00	PC.	
025	ME405658.028	THREWAY VALVE	1.00	PC.	
027	ME311120.090	SCREW M 5X10	4.00	PC.	
028	ME311120.044	SCREW M 4X5	2.00	PC.	
029	ME020000.008	SCREW M 4X20 A2	3.00	PC.	
030	ME273141.014	BUMPON SJ 5306 P 9.5	1.00	PC.	
031	ME336401.027	ADAPTER T230/210-1	1.00	PC.	
032	ME283367.020	HOSE PUR 1,5/2,7 TRANSPARENT	2.00	M	
033	V516-100-025-0	ADJUSTMENT KEY FOR HEADREST		PC.	
034	ME307991.028	SCREW M 5X16 A2	2.00	PC.	
038	V516-100-002-0	TELO ZVERKY GULOVEJ	1.00	PC.	
039	V516-100-011-0	STUD 10	1.00	PC.	
040	V511.16-00-08	BOWL	1.00	PC.	
045	ME397900.012	CABLE TIE F 0301 CV-094	1.00	PC.	
046	ME345711.034	CLAMP F0505 HC 101	1.00	PC.	
047	V516-100-024-0	STOP	1.00	PC.	
048	ME309543.111	SCREW M 6X10	1.00	PC.	
049	ME311120.114	NUT M 4 A2	2.00	PC.	

PZ_22_057_5/17/2022

2.2 – HEADREST– A516-101-000-0

Item No.	Product name	SP
A516-101-000-0_K-001	HEADREST / WHT_MATTE	X
A516-101-000-0_K-005	HEADREST / WHT2_MATTE	X

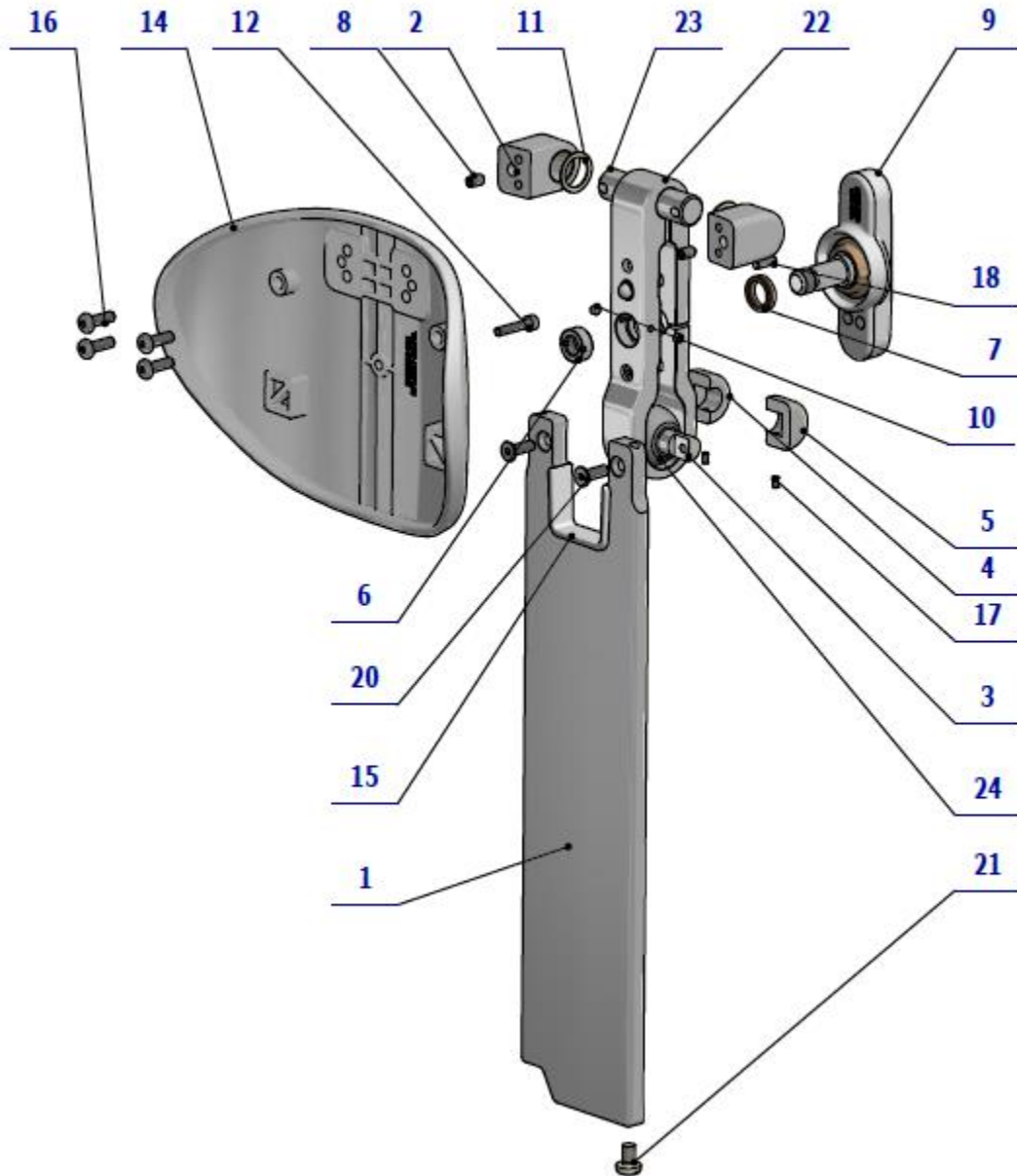


Pos.	Item no.	Product name	QTY	Unit	SP
001	V516-100-003-0	ALLUMINIUM BAR	1.00	PC.	
002	V516-100-004-0	BASE	2.00	PC.	
003	V516-100-011-0	STUD 10	1.00	PC.	
004	V516-100-012-0	NUT TR12x3	1.00	PC.	
005	V516-100-014-0	BRONZE WASHER	1.00	PC.	
006	ME311120.090	SCREW M 5X10	2.00	PC.	
007	ME321822.102	BRAKE HANDLE	1.00	PC.	
008	ME311120.044	SCRW M 4X5	2.00	PC.	
009	ME273114.041	RING S0.8x15x20	2.00	PC.	
010	ME020000.008	SCREW M 4X20 A2	1.00	PC.	
012	V516-100-019-0	HEADREST / WHT_MATTE	OPTIONAL	PC.	X
012	V516-100-019-0	HEADREST / WHT2_MATTE	OPTIONAL	PC.	X
013	ME321822.101	STOP	1.00	PC.	
014	ME309542.005	SCREW M 5x16	4.00	PC.	
015	ME309287.034	SCREW M 3x4	2.00	PC.	
016	ME311565.019	PIN P 4h8X12 CYLINDRICAL	1.00	PC.	
017	V516-100-001-0	CLAMP BODY	1.00	PC.	
018	V516-100-009-0	STUD 9	1.00	PC.	
019	V516-100-005-0	COVER 15P	1.00	PC.	
020	V516-100-006-0	COVER 15L	1.00	PC.	
021	ME311733.035	LOCK RING P 16	2.00	PC.	
022	ME307991.028	SCREW M 5X16 A2	2.00	PC.	
023	ME309231.015	SCREW M 6X10 PA 6.6	1.00	PC.	
025	ME273141.014	BUMPON SJ 5306 P 9.5	1.00	PC.	

PZ_22_057_5/17/2022

2.3 – HEADREST 3D – A516-100-000-0

Item No.	Product name	SP
A516-100-000-0_K-001	HEADREST 3D / WHT_MATTE	X
A516-100-000-0_K-005	HEADREST 3D / WHT2_MATTE	X

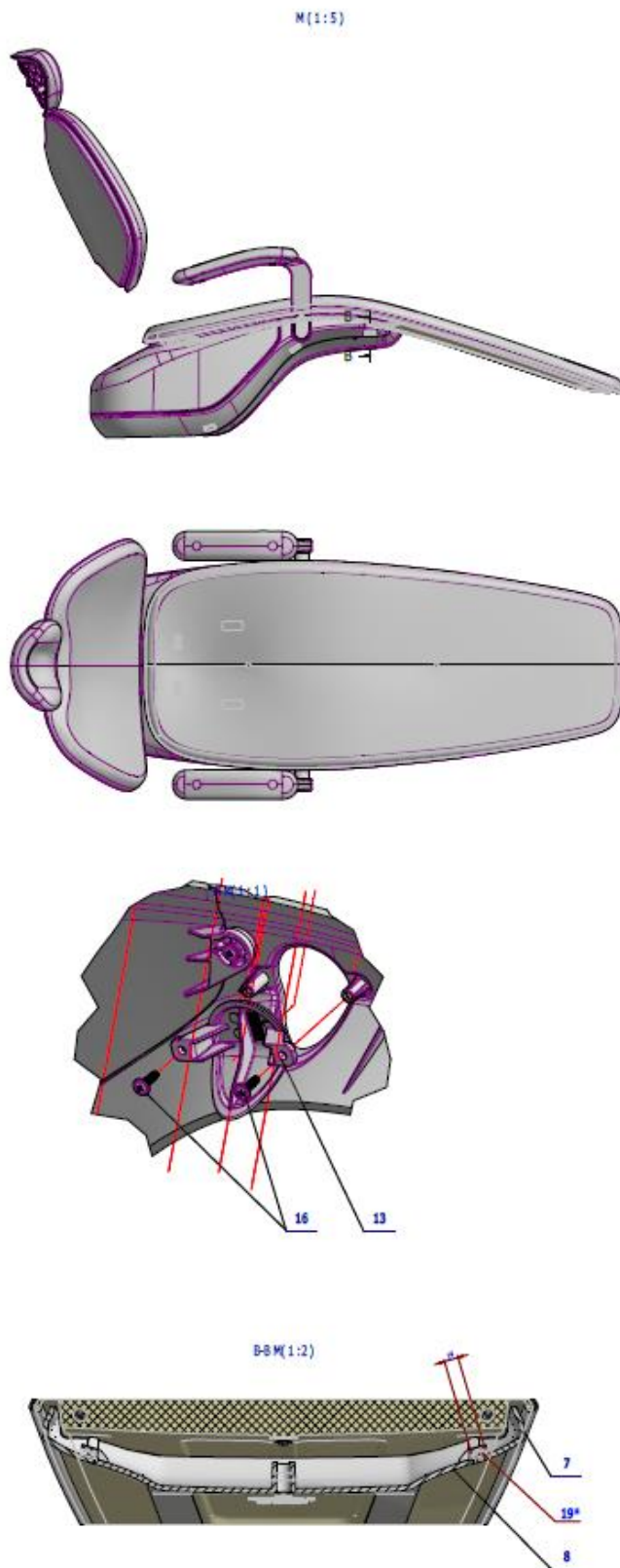


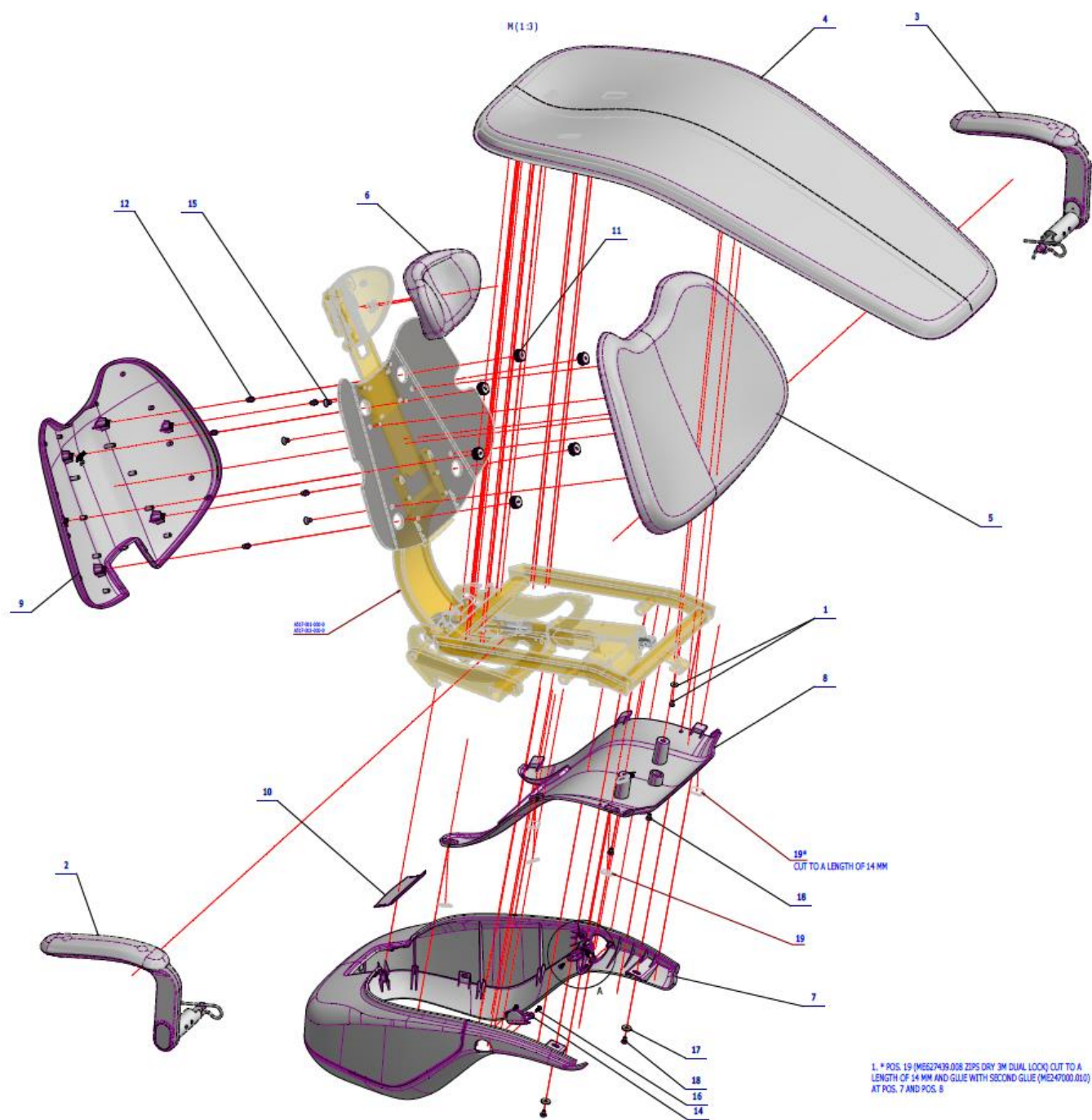
Pos.	Item no.	Product name	QTY	Unit	SP
001	V516-100-003-0	ALLUMINIUM BAR	1.00	PC.	
002	V516-100-004-0	BASE	2.00	PC.	
003	V516-100-010-0	BOWL STUD	1.00	PC.	
004	V516-100-007-0	COVER 12P	1.00	PC.	
005	V516-100-008-0	COVER 12L	1.00	PC.	
006	V516-100-012-0	NUT TR12x3	1.00	PC.	
007	V516-100-014-0	BRONZE WASHER	1.00	PC.	
008	ME311120.090	SCREW M 5X10	4.00	PC.	
009	ME321822.102	BRAKE HANDLE	1.00	PC.	
010	ME311120.044	SCREW M 4X5	2.00	PC.	
011	ME273114.041	RING S0.8x15x20	2.00	PC.	
012	ME020000.008	SCREW M 4X20 A2	3.00	PC.	
014	V516-100-019-0	HEADREST / WHT_MATTE	OPTIONAL	PC.	X
014	V516-100-019-0	HEADREST / WHT2_MATTE	OPTIONAL	PC.	X
015	ME321822.101	STOP	1.00	PC.	
016	ME309542.005	SCREW M 5x16	4.00	PC.	
017	ME309543.077	SCREW M 3x5	2.00	PC.	
018	ME311565.019	PIN P 4h8X12 CYLINDRICAL	1.00	PC.	
020	ME307991.028	SCREW M 5X16 A2	2.00	PC.	
021	ME309231.015	SCREW M 6X10 PA 6.6	1.00	PC.	
022	V516-100-002-0	CLAMP BODY	1.00	PC.	
023	V516-100-011-0	STUD 10	1.00	PC.	
024	V511.16-00-08	BOWL	1.00	PC.	
025	ME273141.014	BUMPON SJ 5306 P 9.5	1.00	PC.	
026	ME311120.114	NUT M 4 A2	2.00	PC.	

PZ_22_057_5/17/2022

2.4 – CHAIR COVER – A517-010-000-0

Item No.	Product name	SP
A517-010-000-0_K-001	CHAIR COVER / UNPAINTED	X
A517-010-000-0_K-003	CHAIR COVER / WHT_MATTE	X
A517-010-000-0_K-005	CHAIR COVER / WHT2_MATTE	X



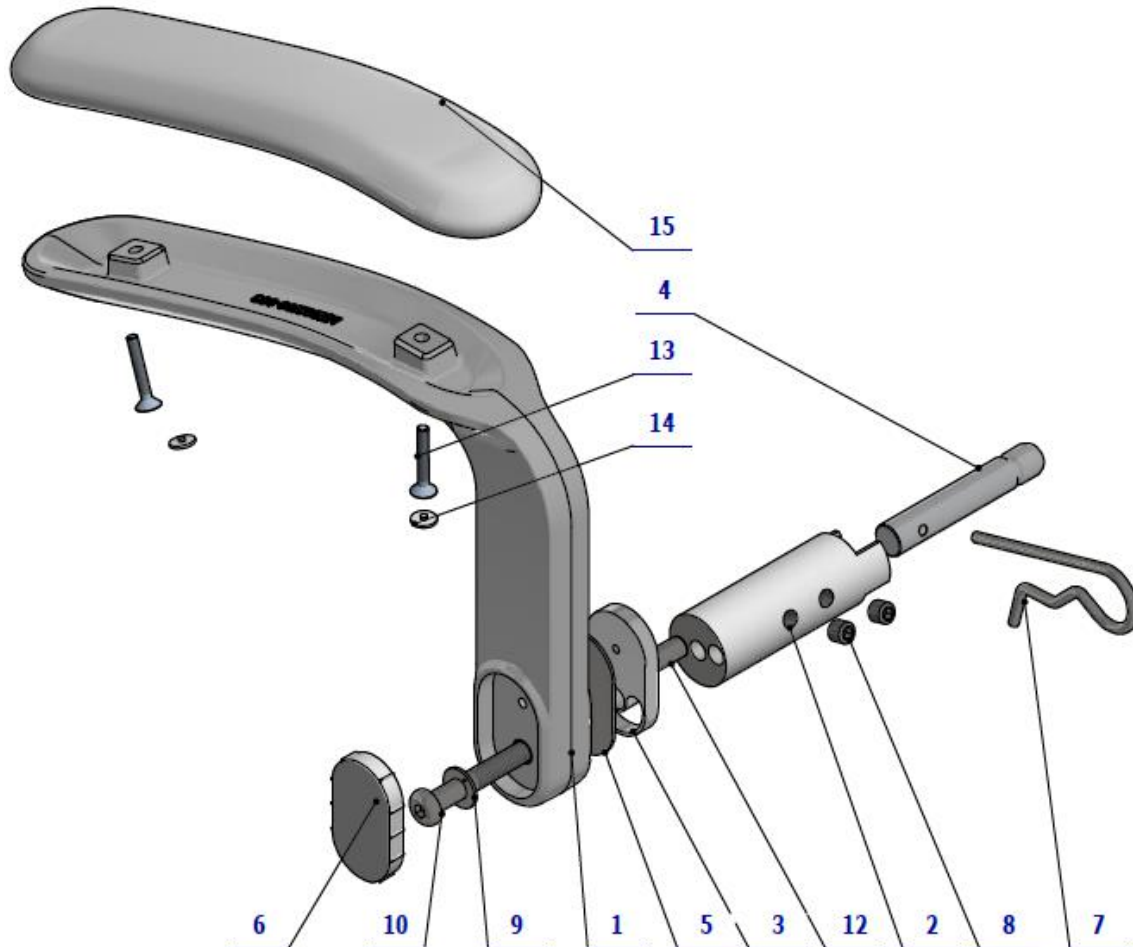


Pos.	Item no.	Product name	QTY	Unit	SP
001	A516-001-049-0	ACCESSORY ATTACHMENT I FIX SEAT	1.00	PC.	
002	A516-200-000-0>>	ARMREST RIGHT	OPTIONAL	PC.	X
002	A516-200-000-0>>	ARMREST RIGHT / WHT_MATTE	OPTIONAL	PC.	X
002	A516-200-000-0>>	ARMREST RIGHT / WHT2_MATTE	OPTIONAL	PC.	X
003	A516-201-000-0>>	ARMREST LEFT	OPTIONAL	PC.	X
003	A516-201-000-0>>	ARMREST LEFT / WHT_MATTE	OPTIONAL	PC.	X
003	A516-201-000-0>>	ARMREST LEFT / WHT2_MATTE	OPTIONAL	PC.	X
004	ME288200.071	MODEL PRO_ČAL_SED_BŠ_PVC / Cream		PC.	
005	ME288200.072	MODEL PRO_ČAL_CHRB_PL_BŠ / Cream		PC.	
006	ME288200.073	MODEL PRO_ČAL_HLV_BŠ / Cream		PC.	
007	A516-001-060-0>>	SEAT FRAME COVER UNPAINTED	OPTIONAL	PC.	X
007	V516-001-103-0	SEAT FRAME COVER UNPAINTED / WHT_MATTE	OPTIONAL	PC.	X
007	V516-001-103-0	UNDERSEAT COVER UNPAINTED / WHT2_MATTE	OPTIONAL	PC.	X
008	ME321822.104	LOWER CHAIR COVER-LIFT	OPTIONAL	PC.	X
008	V517-001-101-0	LOWER CHAIR COVER-LIFT / WHT_MATTE	OPTIONAL	PC.	X
008	V517-001-101-0	LOWER CHAIR COVER-LIFT / WHT2_MATTE	OPTIONAL	PC.	X
009	A516-001-038-0>>	BACKREST REAR	1.00	PC.	
010	ME321822.086	UNDERSEAT COVER BLIND	OPTIONAL	PC.	X
010	V516-001-102-0	UNDERSEAT COVER BLIND / WHT_MATTE	OPTIONAL	PC.	X
010	V516-001-102-0	UNDERSEAT COVER BLIND / WHT2_MATTE	OPTIONAL	PC.	X
011	ME321822.094	CLIP A	6.00	PC.	
012	ME321822.095	CLIP B	6.00	PC.	
013	ME321822.088	UNDERHAND BLIND LEFT	OPTIONAL	PC.	X
013	V516-001-105-0	UNDERHAND BLIND LEFT / WHT_MATTE	OPTIONAL	PC.	X
013	V516-001-105-0	UNDERHAND BLIND LEFT / WHT2_MATTE	OPTIONAL	PC.	X
014	ME321822.087	UNDERHAND BLIND RIGHT	OPTIONAL	PC.	X
014	V516-001-106-0	UNDERHAND BLIND RIGHT / WHT_MATTE	OPTIONAL	PC.	X
014	V516-001-106-0	UNDERHAND BLIND RIGHT / WHT2_MATTE	OPTIONAL	PC.	X
015	ME307991.019	SCREW M 8X12	4.00	PC.	
016	ME307001.010	SCREW STP31 4x14 - H2	4.00	PC.	
017	ME311212.022	WASHER P 6x20 BN 732	2.00	PC.	
018	ME309255.094	SCREW M 6x10	4.00	PC.	
019	ME627439.008	VELCRO 3M DUAL LOCK	0.17	M	

PZ_22_005_OS_6/24/2022

2.4.1 –ARMREST RIGHT – A516-200-000-0

Item No.	Product name	SP
A516-200-000-0_K-001	ARMREST RIGHT / UNPAINTED	X
A516-200-000-0_K-003	ARMREST RIGHT / WHT_MATTE	X
A516-200-000-0_K-005	ARMREST RIGHT / WHT2_MATTE	X



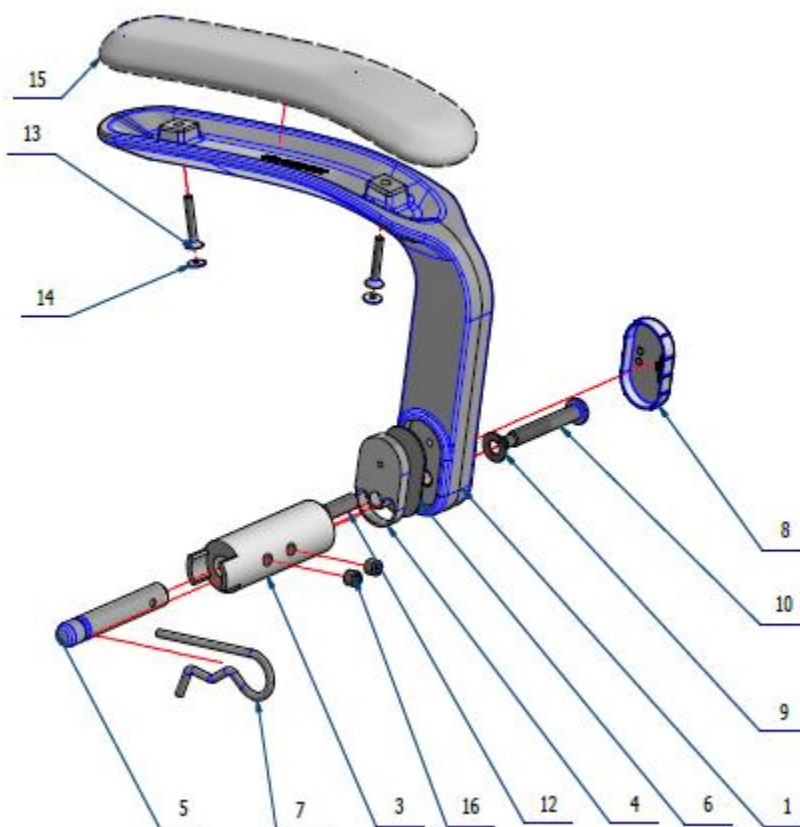
Pos.	Item no.	Product name	QTY	Unit	SP
001	V516-200-002-0	ARMREST, PAINTED	OPTIONAL	PC.	X
001	V516-200-002-0	ARMREST, PAINTED / WHT_MATTE	OPTIONAL	PC.	X
001	V516-200-002-0	ARMREST, PAINTED / WHT2_MATTE	OPTIONAL	PC.	X
009	ME323427.080	BUSHING 10WC10	1.00	PC.	X
002	V516-200-003-0	ARMREST ARM	OPTIONAL	PC.	X
002	V516-200-003-0	ARMREST ARM/ WHT_MATTE	OPTIONAL	PC.	X
002	V516-200-003-0	ARMREST ARM/ WHT2_MATTE	OPTIONAL	PC.	X
003	V516-200-004-0	STOP	1.00	PC.	X
004	V516-200-005-0	ARMREST STUD	1.00	PC.	X
005	V516-200-006-0	STOP WASHER	1.00	PC.	X
007	V516-200-007-0	SIMPLE COTTER PIN 5 MODIFIED	1.00	PC.	X
006	ME321822.097	ARMREST, COVER	OPTIONAL	PC.	X
006	V516-001-108-0	ARMREST, COVER/WHT_MATTE	OPTIONAL	PC.	X
006	V516-001-108-0	ARMREST, COVER/WHT2_MATTE	OPTIONAL	PC.	X
010	V516-200-009-0	SCREW M10x70	1.00	PC.	

012	ME311565.109	PIN P 10x32 h6	1.00	PC.	X
013	ME307991.013	SCREW M 5X35 A2	2.00	PC.	
014	ME321000.103	PLASTIC COVER, WHITE M5 HEXAGONAL	2.00	PC.	X
008	ME309281.093	SCREW M 10X10	2.00	PC.	
015	ME288200.074	MODEL PRO_ČAL_RUK_BŠ / WHT1		PC	

PZ 21_023_OS10/13/2021

2.4.2 – ARMREST LEFT – A516-201-000-0

Item No.	Product name	SP
A516-201-000-0_K-001	ARMREST RIGHT / UNPAINTED	X
A516-201-000-0_K-003	ARMREST RIGHT / WHT_MATTE	X
A516-201-000-0_K-005	ARMREST RIGHT / WHT2_MATTE	X



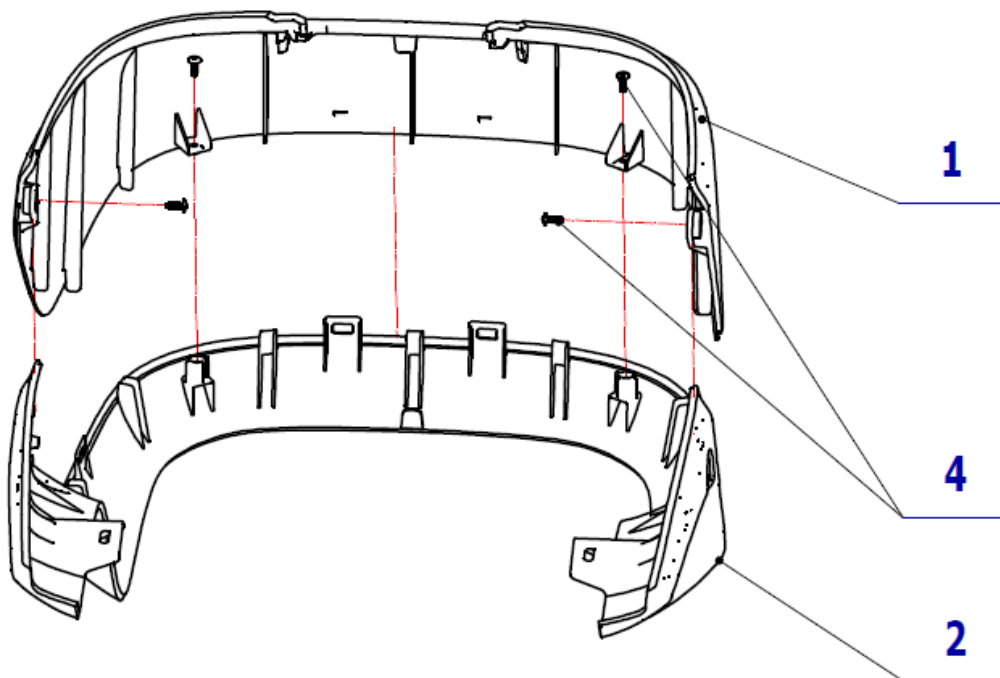
Pos.	Item no.	Product name	QTY	Unit	SP
001	V516-200-002-0	UNDERARM / WHT2_MAT	1.00	PC.	
003	V516-200-003-0	UNDERARM ARM / WHT2_MAT	1.00	PC.	
004	V516-200-004-0	STOP	1.00	PC.	
005	V516-200-005-0	ARMRESTU STUD	1.00	PC.	
006	V516-200-006-0	STOP WASHER	1.00	PC.	
007	V516-200-007-0	LATCH SIMPLE 5	1.00	PC.	
008	ME321822.097	COVER	1.00	PC.	
009	ME323427.080	SLEEVE 10WC10	1.00	PC.	
010	V516-200-009-0	SCREW M10x70	1.00	PC.	
012	ME311565.109	PIN P 10x32 h6	1.00	PC.	

013	ME307991.013	SCREW M 5X35 A2	2.00	PC.	
014	ME321000.103	PLASTICS COVER WHITE M5 IMBUS	2.00	PC.	
015	ME288200.074	MODEL PRO_ČAL_RUK_BŠ / Cream		PC.	
016	ME309281.093	SCREW M 10X10	2.00	PC.	

PZ_21_023_OS_10/13/2021

2.4.3 - SEAT FRAME COVER – A516-001-060-0

Item No.	Product name	SP
A516-001-060-0_K-001	SEAT FRAME COVER	X

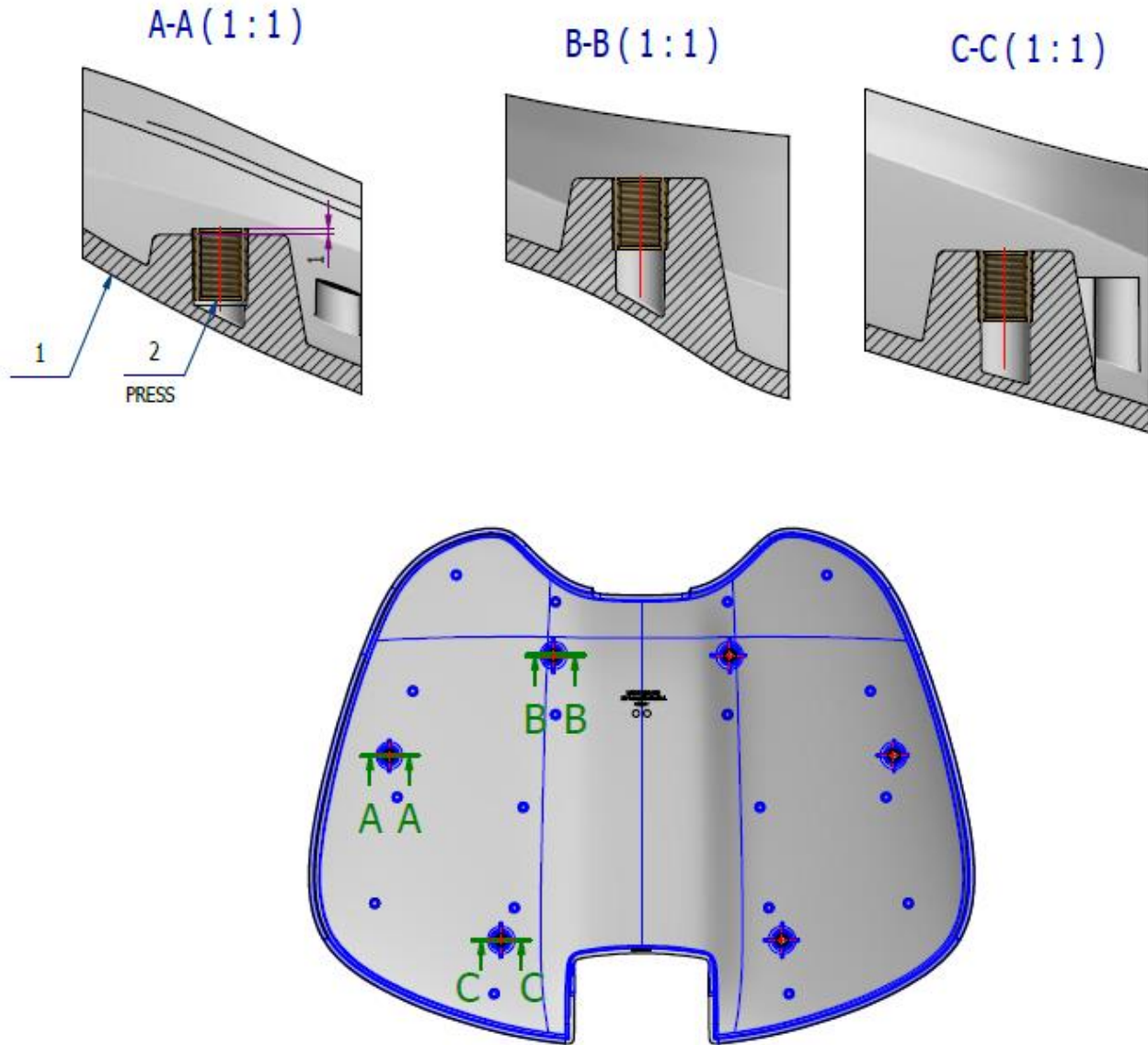


Pos.	Item number	Product name	QTY	Unit	SP
001	ME321822.084	SEAT FRAME UPPER	1.00	PC.	
002	ME321822.085	SEAT FRAME LOWER	1.00	PC.	
004	ME307001.011	SCREW STP31 4x12 H2	4.00	PC.	

PZ_21_074_7/15/2021

2.4.4 - REAR BACKREST – A516-001-038-0

Item No.	Product name	SP
A516-001-038-0_K-001	REAR BACKREST/ UNPAINTED	X
A516-001-038-0_K-003	REAR BACKREST/ WHT_MATTE	X
A516-001-038-0_K-005	REAR BACKREST/ WHT2_MATTE	X

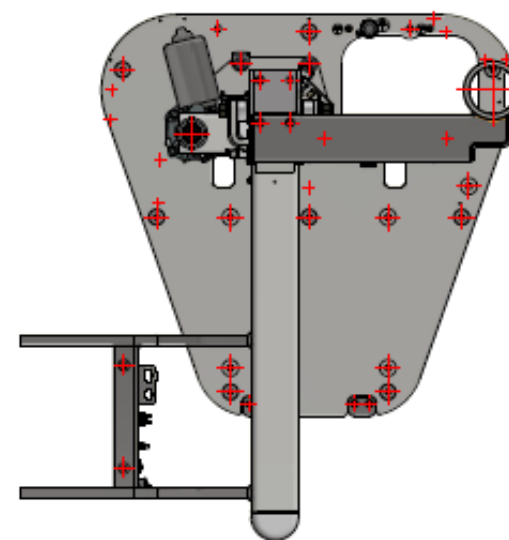
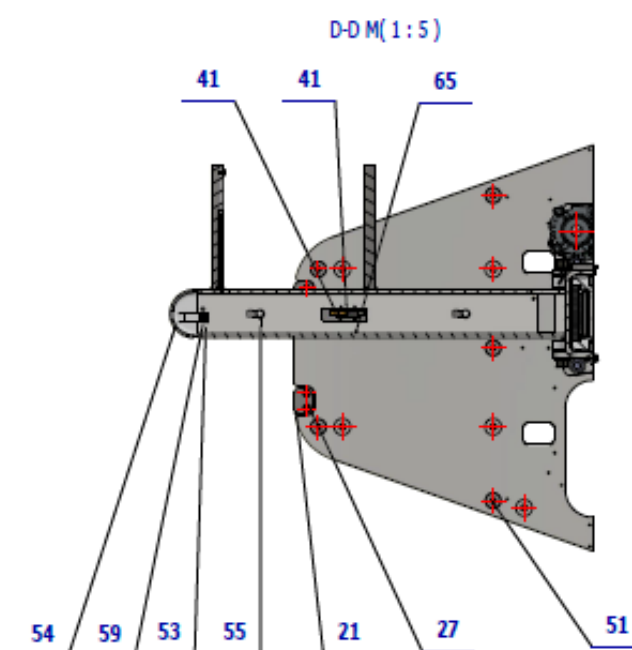
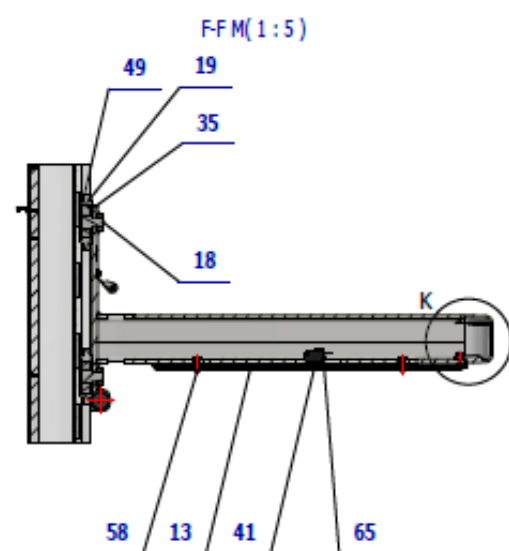
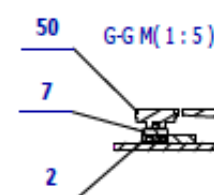
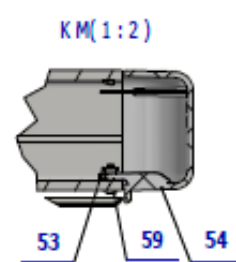
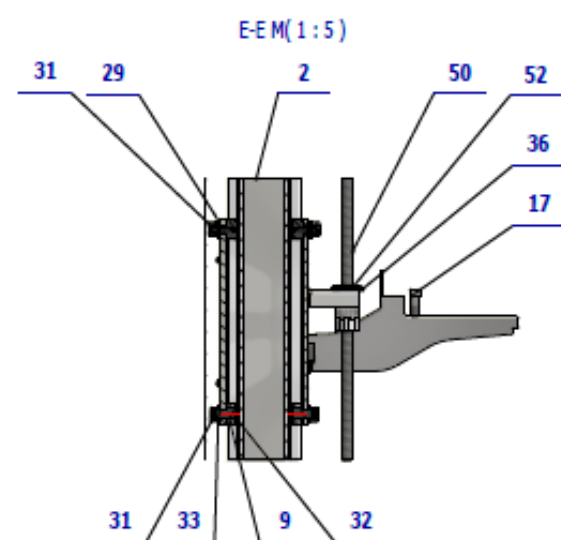
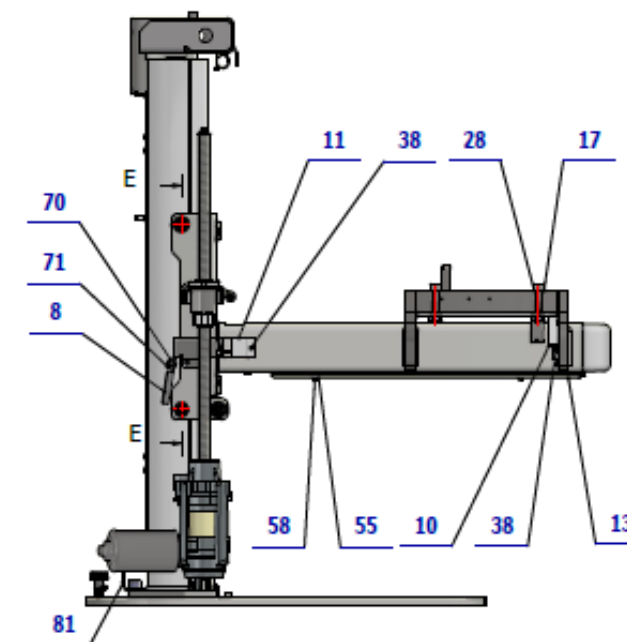
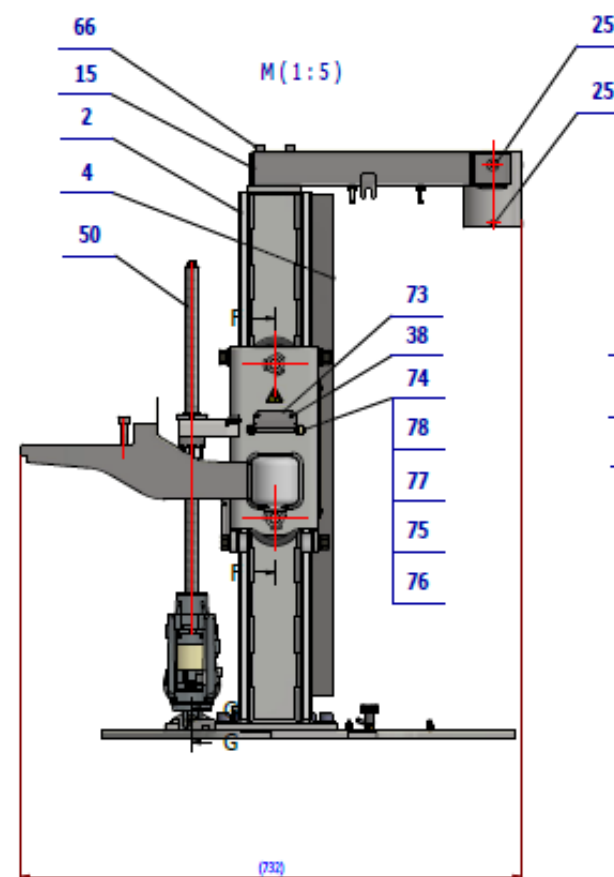
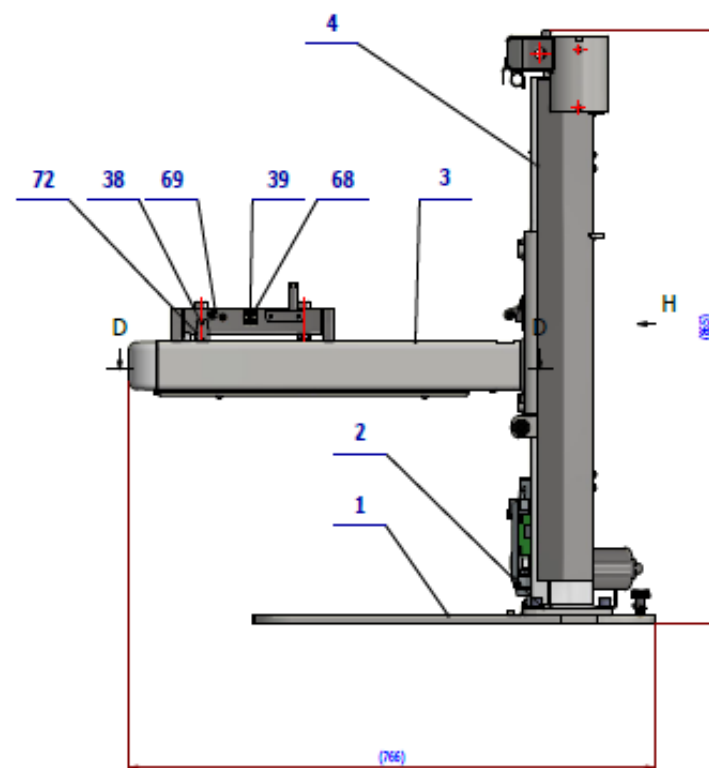
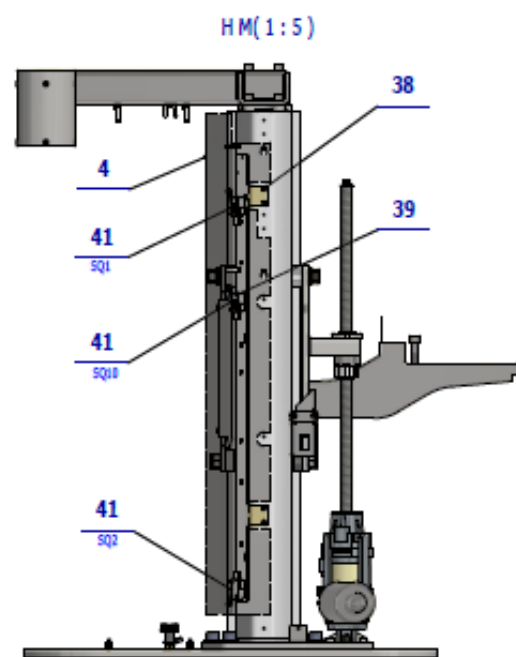


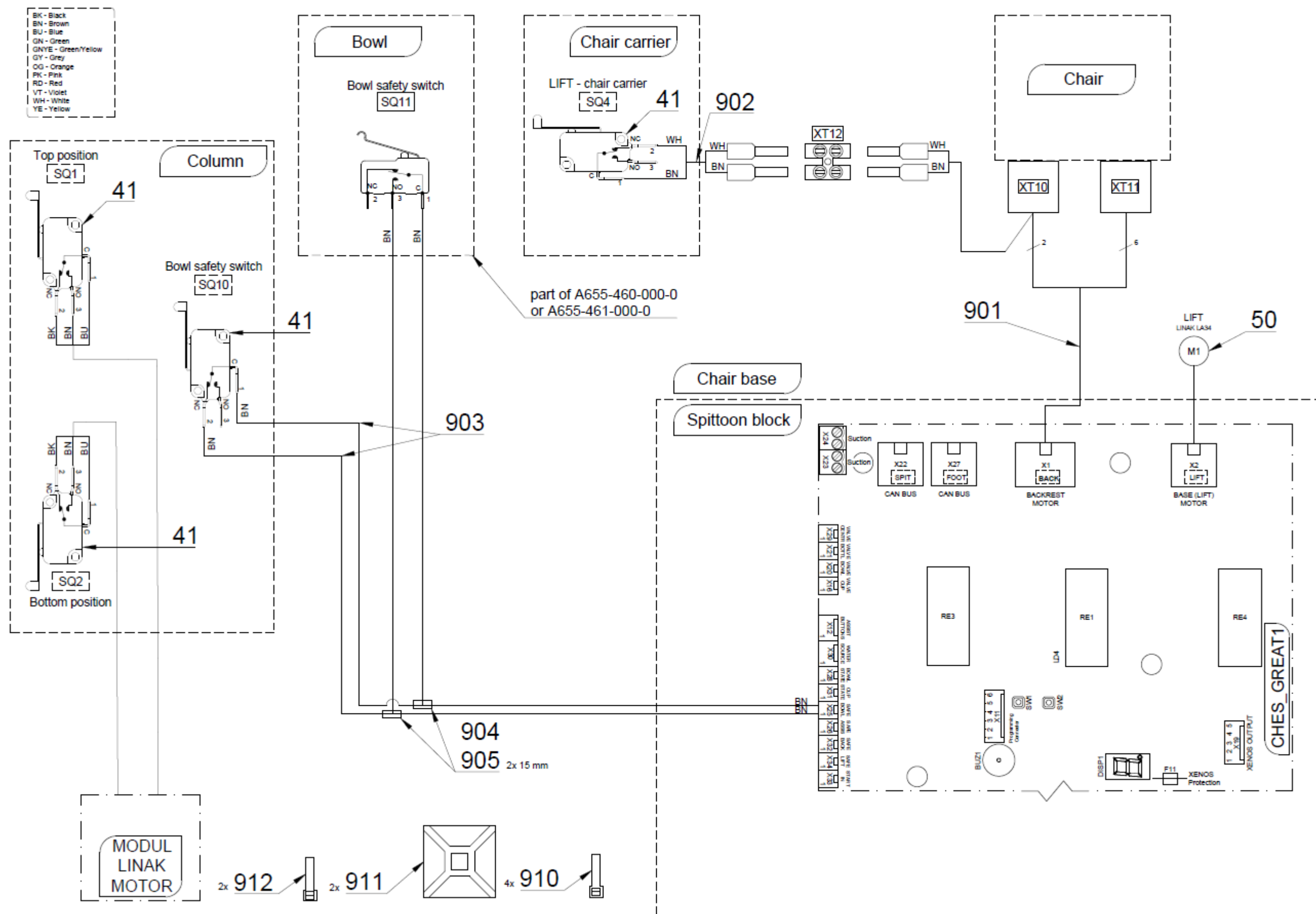
Pos.	Item number	Product name	QTY	Unit	SP
002	ME311990.012	THREADED INSERT M8 BN 1936	6.00	PC.	
001	ME321822.091	REAR BACKREST/ UNPAINTED	OPTIONAL	PC.	
001	V516-001-107-0	REAR BACKREST/ WHT_MATTE	OPTIONAL	PC.	
001	V516-001-107-0	REAR BACKREST/ WHT2_MATTE	OPTIONAL	PC.	

9/19/2020

3 – CHAIR, BASE – A655-001-000-0

Item No.	Product name	SP
A655-001-000-0_K-001	CHAIR, BASE/ UNPAINTED	X
A655-001-000-0_K-003	CHAIR, BASE / WHT_MATTE	X
A655-001-000-0_K-005	CHAIR, BASE / WHT2_MATTE	X





Pos.	Item no.	Product name	QTY	Unit	SP
001	V655-001-001-0	BASE COMPLETE	1.00	PC.	
002	V655-002-000-0	BASE WITH REINFORCEMENT	1.00	PC.	
003	V655-003-000-0	CARRY CARRIER LAK / WHT_MATTE	OPTIONAL	PC.	X
003	V655-003-000-0	CARRY CARRIER LAK / WHT2_MATTE	OPTIONAL	PC.	X
004	V655-001-004-0	SWITCH COVER	1.00	PC.	
005	V655-001-005-0	STOP	1.00	PC.	
006	V655-001-006-0	MICROSWITCH RUNNER LINAK	1.00	PC.	
007	V516-001-013-0	STUD 7	1.00	PC.	
008	V655-001-008-0	FLAT CABLE RUNNING	1.00	PC.	
009	V655-001-009-0	PULLEY	2.00	PC.	
010	V655-001-010-0	CABLE COVER PLATE / WHT_MATTE	OPTIONAL	PC.	X
010	V655-001-010-0	CABLE COVER PLATE / WHT2_MATTE	OPTIONAL	PC.	X
011	V655-001-011-0	CABLE COVER / WHT_MATTE	OPTIONAL	PC.	X
011	V655-001-011-0	CABLE COVER / WHT2_MATTE	OPTIONAL	PC.	X
013	V655-001-013-0	SWITCH BOARD / WHT_MATTE	OPTIONAL	PC.	X
013	V655-001-013-0	SWITCH BOARD / WHT2_MATTE	OPTIONAL	PC.	X
014	V655-001-014-0	DRZIAK MIKROSPINACA	1.00	PC.	
015	V655-005-000-0	COLUMN BRACKET - WELDED	1.00	PC.	
016	V655-001-016-0	MICROSWITCH HOLDER	1.00	PC.	
017	ME309543.006	SCREW M 10X45	2.00	PC.	
018	V624.60-17-02	BEARING PIN	2.00	PC.	
019	V515.01-00-26	PULLEY RING	2.00	PC.	
020	ME735010.031	LABEL HAZARD OF BRUSHING	1.00	PC.	
021	V655-001-003-0	COVER HOLDER	2.00	PC.	
024	ME309543.011	SCREW M 8X16	2.00	PC.	
025	ME309287.031	SCREW M 8X10	8.00	PC.	
026	ME309543.058	SCREW M 5X10	1.00	PC.	
027	ME309251.088	SCREW M 5X10	4.00	PC.	
028	ME311120.019	NUT M 10	2.00	PC.	
029	ME311210.025	WASHER P 13	11.00	PC.	
030	ME311214.040	WASHER P 12,5 A	4.00	PC.	
031	ME323427.073	BEARING KR30	4.00	PC.	
032	V515.01-00-06.1	STUD	2.00	PC.	
033	ME311120.085	NUT M 12	2.00	PC.	
034	ME309543.093	SCREW M 5X8	2.00	PC.	
035	ME778000.048	BEARING 6204 2RS	2.00	PC.	
036	ME311120.111	NUT KM 6	1.00	PC.	
037	ME311180.006	NUT M 6	1.00	PC.	
038	ME309255.073	SCREW M 4X6	21.00	PC.	
039	ME309255.074	SCREW M 3X14	7.00	PC.	
040	ME311180.004	NUT M 4	6.00	PC.	
041	ME374415.020	MICROSWITCH OMRON V-166-1C5	4.00	PC.	
042	ME311214.002	WASHER P 4,3	3.00	PC.	
043	ME311280.004	WASHER MS P 4,3	3.00	PC.	
044	ME311280.006	WASHER P 6,4 MS	2.00	PC.	
045	ME321821.134	ROTARY KNOB KNB F BK D 25mm M6	1.00	PC.	
046	ME548231.004	SIGN OF EQUIPOTENTIALITY	1.00	PC.	
047	ME354321.006	CABLE EYE 7600-04/6	1.00	PC.	
048	ME311214.004	WASHER P 6,4	1.00	PC.	
049	ME311733.018	LOCK RING P 47	2.00	PC.	
050	ME358221.067	DRIVE UNIT LINAK LA 34 XXX	1.00	PC.	
051	V511.01-13-00	SCREW	8.00	PC.	
052	V515.01-00-30.LK	SLEEVE LINAK NUT	1.00	PC.	
053	ME548241.010	NUT M 4 1,7-2,7/9,5/ Zn-A2 BN 3307	1.00	PC.	
054	ME321822.147	COVER	OPTIONAL	PC.	X
054	V517-001-102-0	COVER / WHT_MATTE	OPTIONAL	PC.	X

054	V517-001-102-0	COVER / WHT2_MATTE	OPTIONAL	PC.	X
055	V655-001-015-0	STOP	2.00	PC.	
058	ME309543.068	SCREW M 4X8	2.00	PC.	
059	ME309255.069	SCREW M 4X14	1.00	PC.	
060	ME311210.028	WASHER P 4,3	1.00	PC.	
061	ME309543.084	SCREW M 12X25	4.00	PC.	
062	V515.01-00-78.1	CABLE SCREW	1.00	PC.	
063	V624.60-17-03	BEARING WASHER	2.00	PC.	
064	ME309255.036	SCREW M 3X8	2.00	PC.	
065	ME309255.045	SCREW M 3X12	2.00	PC.	
066	ME309543.023	SCREW M 8X60	2.00	PC.	
067	V655-001-017-0	CONNECTOR HOLDER	1.00	PC.	
068	ME345621.012	TERMINAL BOX M 093CS	1.00	PC.	
069	ME735552.115	GROUNDING SYMBOL 4-2240.017	3.00	PC.	
070	V655-001-018-0	CABLE CLAMP	1.00	PC.	
071	ME309255.090	SCREW M 5X10	2.00	PC.	
072	V655-001-019-0	CABLE WASHER	1.00	PC.	
073	V655-001-020-0	PULLEY HOLDER	1.00	PC.	
074	V655-001-021-0	STUD	1.00	PC.	
075	V655-001-022-0	WHEEL	2.00	PC.	
076	ME323427.053	SLEEVE RFM-0507-05	2.00	PC.	
077	ME311210.020	WASHER P 5,3	2.00	PC.	
078	ME311732.004	LOCK RING P 4 ZN	2.00	PC.	
079	ME345711.049	CABLE TIE HOLDER	2.00	PC.	
080	ME397900.012	CABLE TIE F 0301 CV-094	5.00	PC.	
081	V655-350-082-0	CONSOLE	1.00	PC.	
901	ME374100.105	CABLE OLFLEX MODEL PRO/ONE	1.00	PC.	
902	ME374100.110	WIRES CHAIR – SQ4	1.00	PC.	
903	ME374100.090	WIRE YV41	2.00	PC.	
905	ME243422.010	INSUL.TUBE P 2.1 BLACK	0.03	M.	
910	ME397900.012	CABLE TIE F 0301 CV-094	4.00	PC.	
911	ME345711.034	CLAMP F0505 HC 101	2.00	PC.	
912	ME397800.015	CABLE TIE F0301 CV-200	2.00	PC.	

PZ_22_110_9/6/2022

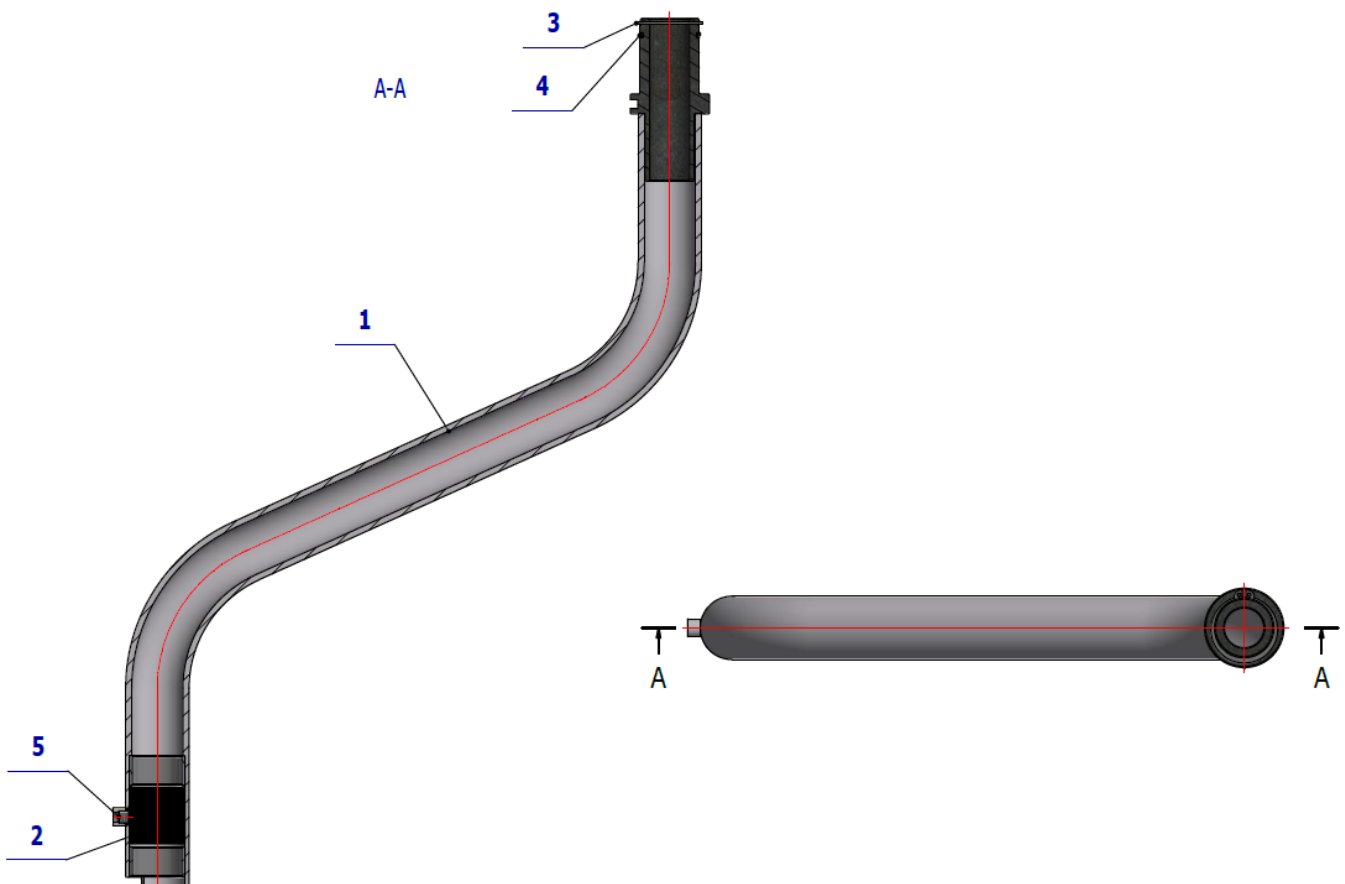
C – ASSISTANT’S ARM / ASSISTANTS CONSOLE

C1 - BASE

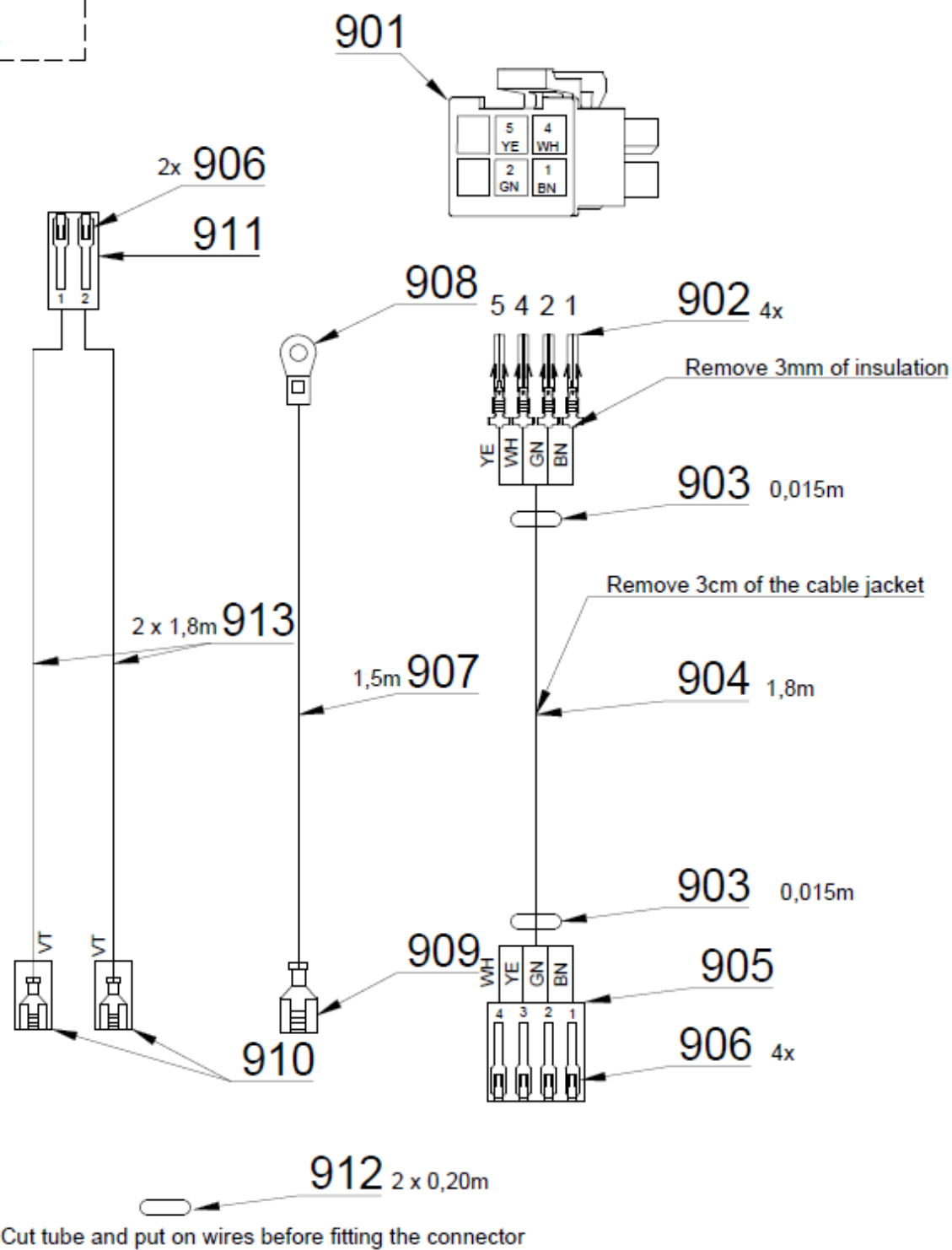
1 - ASSISTANT'S ARM SIMPLE

1.1 – ASSISTANT'S ARM SIMPLE – A655-550-001-0

Item No.	Product name	SP
A655-550-001-0_K-001	ASSISTANT'S ARM SIMPLE / WHT_MATTE	X
A655-550-001-0_K-005	ASSISTANT'S ARM SIMPLE / WHT2_MATTE	X



BK - Black
BN - Brown
BU - Blue
GN - Green
GNYE - Green/Yellow
GY - Grey
OG - Orange
PK - Pink
RD - Red
VT - Violet
WH - White
YE - Yellow

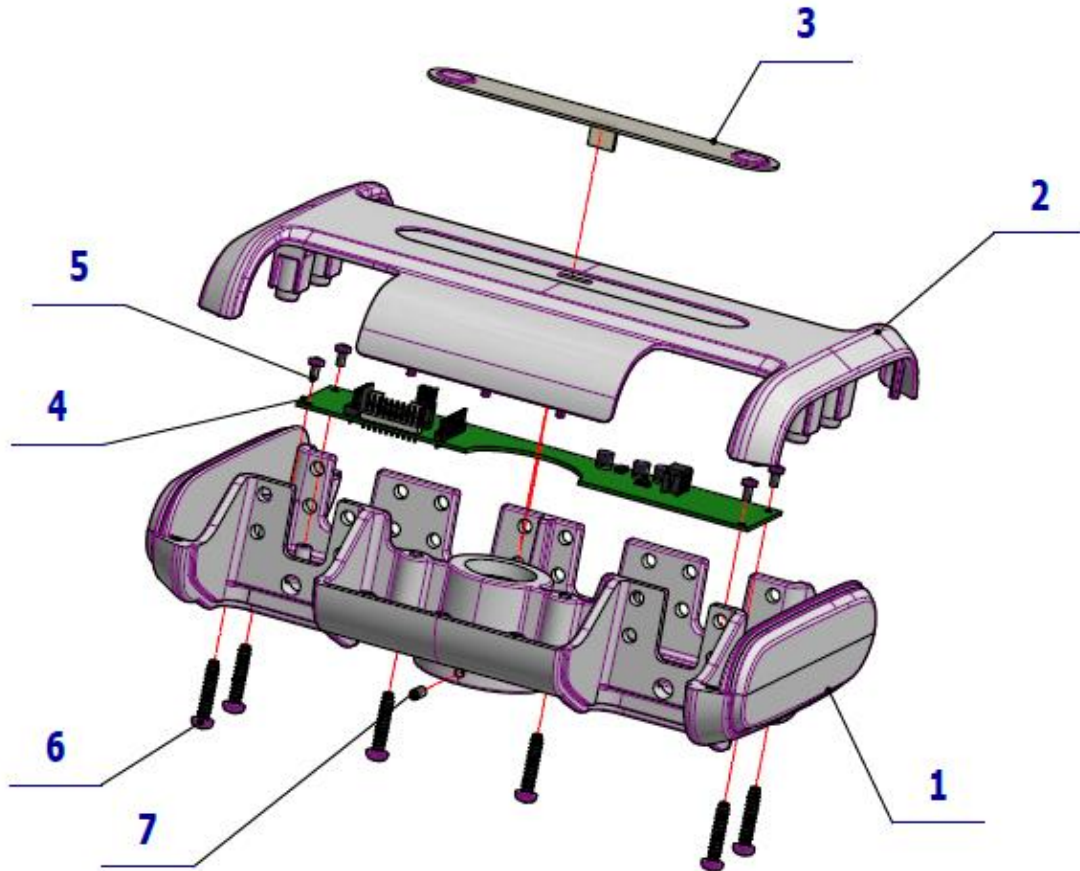


Pos.	Item no.	Product name	QTY	Unit	SP
001	V655-550-003-0	ASSISTANT`S ARM SIMPLE - PAINTED / WHT_MATTE	OPTIONAL	PC.	X
001	V655-550-003-0	ASSISTANT`S ARM SIMPLE - PAINTED / WHT2_MATTE	OPTIONAL	PC.	X
002	V655-550-005-0	INSERT	1.00	PC.	
003	ME311733.036	LOCK RING P 30x1,5	1.00	PC.	
004	ME273111.012	O RING P 27X2 NBR70	1.00	PC.	
006	ME309287.039	SCREW M 6x6	1.00	PC.	
901	ME345571.063	CONNECTOR MOLEX 39-01-2065	1.00	PC.	
902	ME345571.052	CONSOLE MX-5556-T2L	4.00	PC.	
903	ME243422.004	SHRINK-FIT INSUL.SLEEVE P6,4	0.03	M	
904	ME345571.061	HELUKABEL 2x2x0,22 - 50m	1.80	M	
905	ME374060.008	HOUSING NSG 25-4	1.00	PC.	
906	ME372010.141	CRIMP CONTACT NSK 25-0	6.00	PC.	
907	ME341418.007	WIRE HO5V-K 1X1 GNYE	1.50	M	
908	ME354321.011	CABLE EYE 7610-01/4	1.00	PC.	
909	ME345571.001	FASTON ADAPTER 6,3 0,3-0,8 mm2	1.00	PC.	
910	ME345571.031	FASTON-ADAPTER WITH INSUL. 2,8X0,5	2.00	PC.	
911	ME374060.010	HOUSING NSG 25-2	1.00	PC.	
912	ME283362.054	INSULATED PIPE PVC 10X0,5 BLACK	0.40	M	
913	ME341419.018	WIRE LiY 0,25 VT VIOLET	3.60	M	

PZ_22_028_3/23/2022

1.2 - ASSISTANT'S TABLE SIMPLE ARM – A653-570-001-0

Item No.	Product name	SP
A653-570-001-1_K-001	ASSISTANT'S TABLE SIMPLE ARM / UNPAINTED	X
A653-570-001-1_K-003	ASSISTANT'S TABLE SIMPLE ARM / WHT_MATTE	X
A653-570-001-1_K-005	ASSISTANT'S TABLE SIMPLE ARM / WHT2_MATTE	X



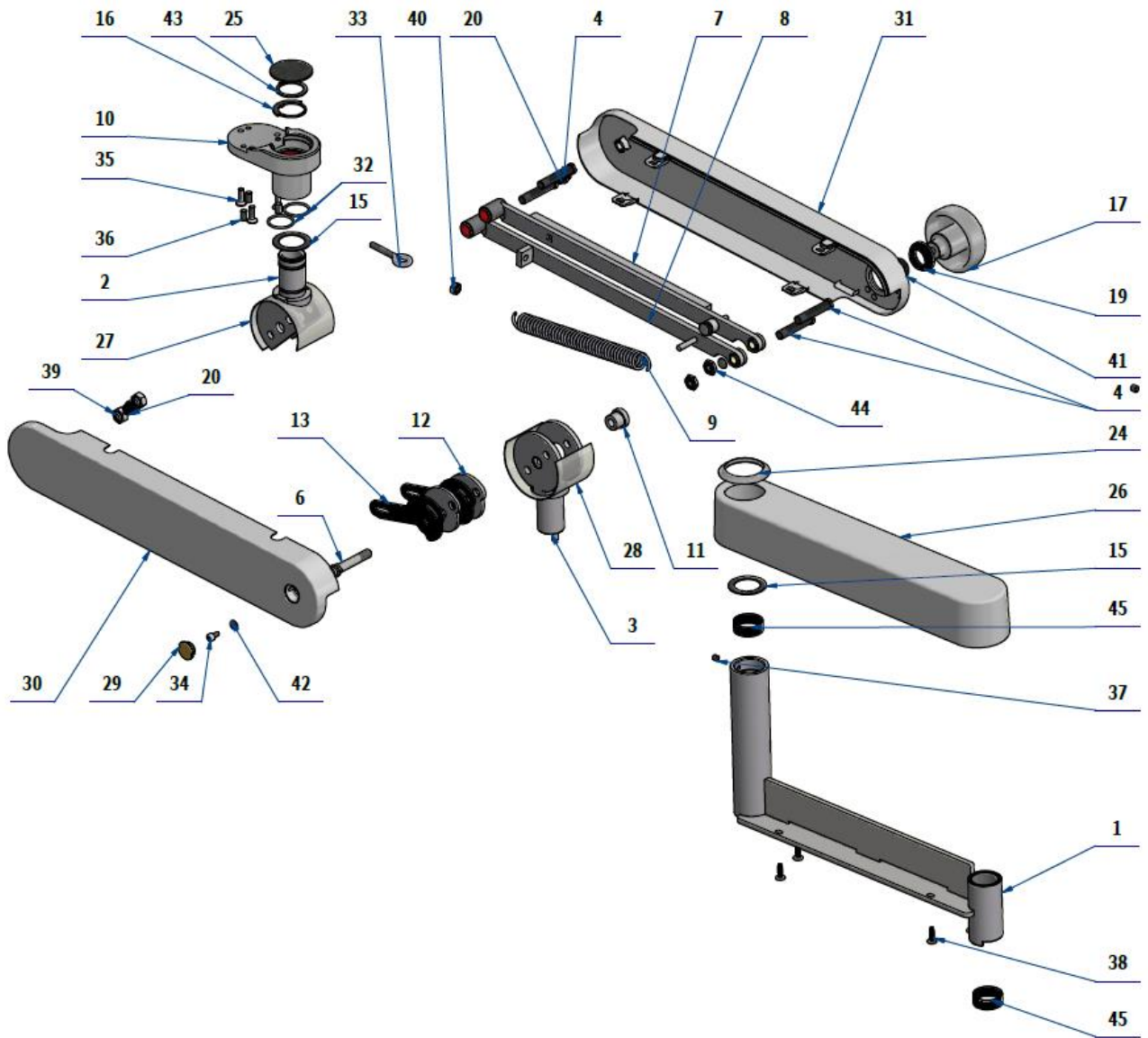
Pos.	Item no.	Product name	QTY	Unit	SP
001	V653-570-006-0	ASSISTANT'S TABLE SIMPLE ARM	OPTIONAL	PC.	X
001	V653-570-006-0	ASSISTANT'S TABLE SIMPLE ARM / WHT_MATTE	OPTIONAL	PC.	X
001	V653-570-006-0	ASSISTANT'S TABLE SIMPLE ARM / WHT2_MATTE	OPTIONAL	PC.	X
002	ME321822.200	ASSISTANT'S TABLE TOP COVER-ECO	OPTIONAL	PC.	X
002	V653-570-104-0	ASSISTANT'S TABLE TOP COVER-ECO/ WHT_MATTE	OPTIONAL	PC.	X
002	V653-570-104-0	ASSISTANT'S TABLE TOP COVER-ECO/ WHT2_MATTE	OPTIONAL	PC.	X
003	ME735552.201	KEYBOARD CUP RINSE v2020	1.00	PC.	
004	ME374000.450	MODUL AB_PREM2	1.00	PC.	
005	ME307001.017	SCREW STM32 3x6 - H1	4.00	PC.	
006	ME307001.015	SCREW STP32 5x25 - H2	6.00	PC.	
007	ME309287.021	SCREW M 4X10	1.00	PC.	
010	ME735552.115	GROUNDING LABEL 4-2240.017	1.00	PC.	
015	ME397900.012	CABLE TIE F 0301 CV-094	2.00	PC.	

PZ_21_018_OS_6/1/2021

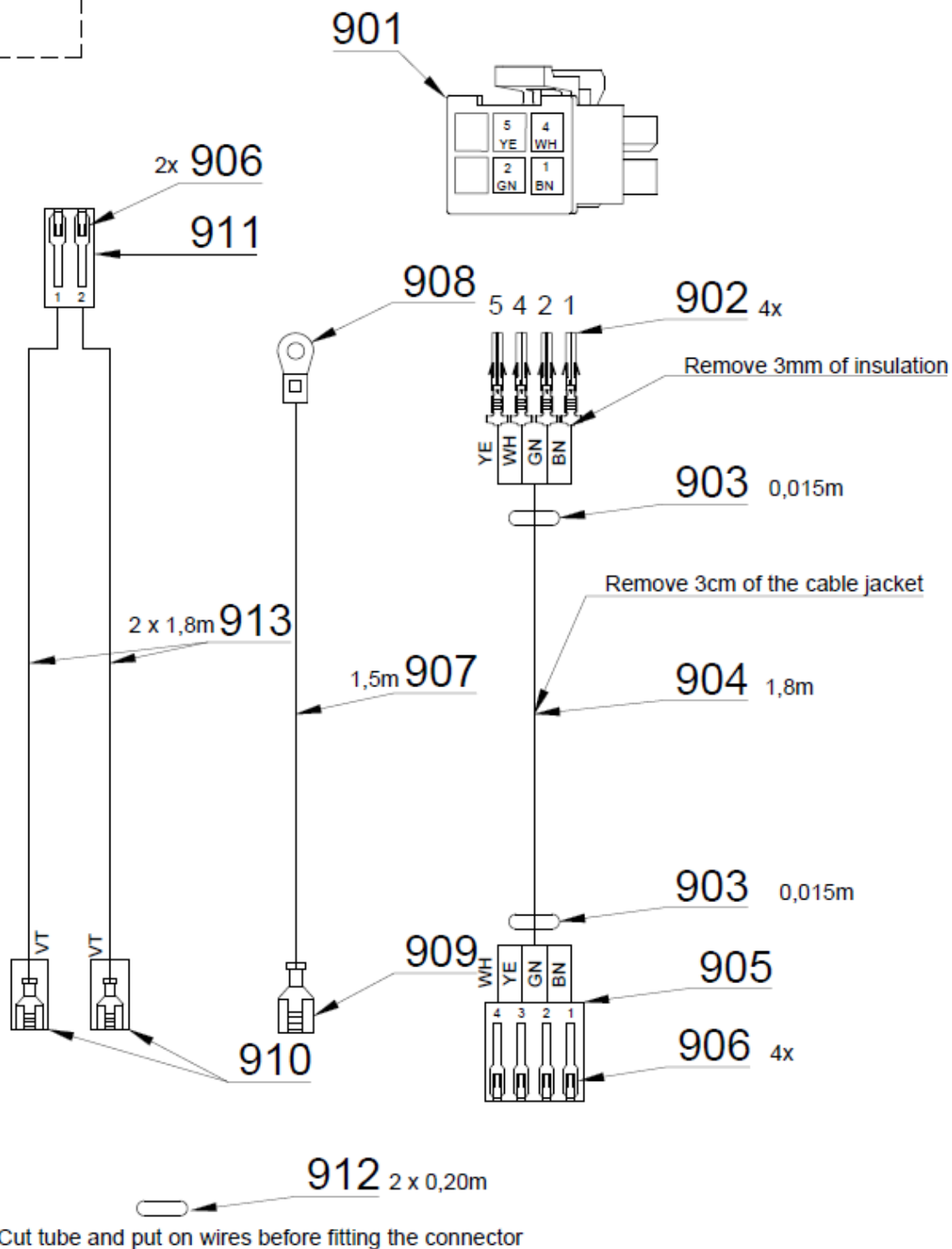
2 - ASSISTANT'S ARM PANTOGRAPHIC

2.1 – ASSISTANT'S ARM PANTOGRAPHIC – A655-551-001-0

Item No.	Product name	SP
A655-551-001-0_K-001	ASSISTANT'S ARM PANTOGRAPHIC / WHT_MATTE	X
A655-551-001-0_K-005	ASSISTANT'S ARM PANTOGRAPHIC / WHT2_MATTE	X



BK - Black
BN - Brown
BU - Blue
GN - Green
GNYE - Green/Yellow
GY - Grey
OG - Orange
PK - Pink
RD - Red
VT - Violet
WH - White
YE - Yellow

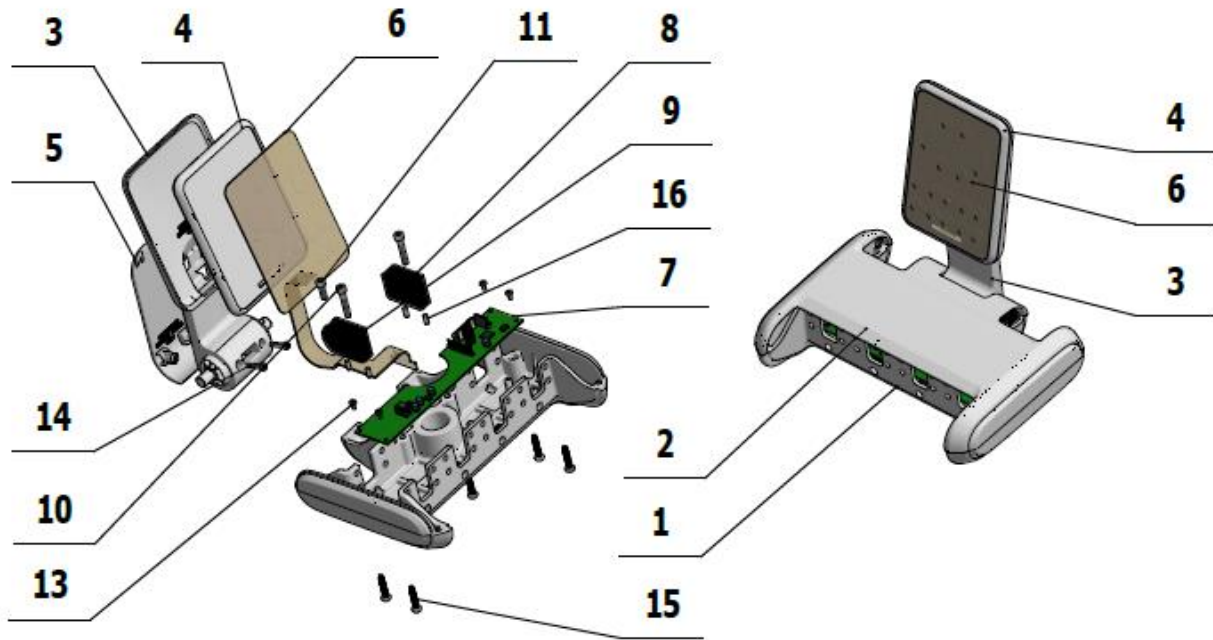


Pos.	Item no.	Product name	QTY	Unit	SP
001	V655-551-008-0	FIXED ARM - PAINTED / WHT2_MATTE	1.00	PC.	
002	V653-551-037-0	SETTING THE TABLE UPPER / WHT2_MATTE	1.00	PC.	
003	V655-551-013-0	ASSISTANT'S PANTOGRAPH STUD - WELDED / WHT2_MATTE	1.00	PC.	
004	V653-551-034-0	THREADED STUD	4.00	PC.	
006	V655-551-016-0	THREADED ROD	1.00	PC.	
007	V655-551-022-0	TIE ROD WITH LIFT REINFORCEMENT	1.00	PC.	
008	V655-551-014-0	PANTOGRAPH LIFT - LOWER BAR	1.00	PC.	
009	ME315000.109	SPRING TENSION	1.00	PC.	
010	V653-551-010-1	ADAPTER PANTOGRAFU ASISTENTA / WHT2_MATTE	1.00	PC.	
011	V655-551-017-0	SETTING ROLLER	1.00	PC.	
012	V655-551-018-0	INTERMEDIATE PIECE LIFT	2.00	PC.	
013	ME273114.007	TEAR SHORT	2.00	PC.	
015	V655-551-020-0	SLIDING PAD THIN	2.00	PC.	
016	V653-551-045-0	STOP WASHER UPPER	1.00	PC.	
017	V653-551-040-0	PANTOGRAPH BRAKE / WHT2_MATTE	1.00	PC.	
019	V653-551-009-0	PUZDRO	1.00	PC.	
020	V653-551-008-0	CAP COVERS	2.00	PC.	
024	V655-551-007-0	HOUSING TRANSITION COVER / WHT2_MATTE	1.00	PC.	
025	V653-551-042-0	COVER / WHT2_MATTE	1.00	PC.	
026	V655-551-009-0	COVER FIX ASSISTANT'S ARM PAINTED / WHT2_MATTE	1.00	PC.	
027	ME273114.048	PLASTIC UPPER	1.00	PC.	
028	ME273114.056	PLASTIC LOWER	1.00	PC.	
029	V653-551-041-0	SCREW BLINT / WHT2_MAT	1.00	PC.	
030	ME321822.209	ARM 4 LIFT	1.00	PC.	
031	ME321822.208	ARM 3 LIFT	1.00	PC.	
032	ME273111.022	O RING P 22X1,8	2.00	PC.	
033	ME354330.002	EYE OF VENEER M6x30	1.00	PC.	
034	ME311120.068	SCREW M 4X8	1.00	PC.	
035	ME307991.005	SCREW M 5X16	3.00	PC.	
036	ME309287.027	SCREW M 6x10	3.00	PC.	
037	ME309287.005	SCREW M 5X5	1.00	PC.	
038	ME307001.010	SCREW STP31 4x14 - H2	4.00	PC.	
039	ME311120.031	NUT M 8	2.00	PC.	
040	ME311120.017	NUT M 6	1.00	PC.	
041	ME315000.037	SPRING TP 180x082x100x150	1.00	PC.	
042	ME311280.004	WASHER MS P 4,3	1.00	PC.	
043	ME311733.011	LOCK RING P 25	1.00	PC.	
044	ME311120.070	NUT M 8	2.00	PC.	
045	V655-551-006-0	BRAKE RING	2.00	PC.	
046	ME309287.039	SCREW M 6x6	1.00	PC.	
047	ME405900.022	MAGNET 10X1	1.00	PC.	
901	ME345571.063	CONNECTOR MOLEX 39-01-2065	1.00	PC.	
902	ME345571.052	CONTACT MX-5556-T2L	4.00	PC.	
903	ME243422.004	SHRINK-FIT INSUL.SLEEVE P6,4	0.03	M	
904	ME345571.061	HELUCABLE 2x2x0,22 - 50m	2.30	M	
905	ME374060.008	HOUSING NSG 25-4	1.00	PC.	
906	ME372010.141	CRIMP CONTACT NSK 25-0	6.00	PC.	
907	ME341418.007	WIRE HO5V-K 1X1 GNYE	2.50	M	
908	ME354321.011	CABLE EYE 7610-01/4	1.00	PC.	
909	ME345571.001	FASTON ADAPTER 6,3 0,3-0,8 mm2	1.00	PC.	
910	ME345571.031	FASTON-ADAPTER WITH INSUL. 2,8X0,5	2.00	PC.	
911	ME374060.010	HOUSINT NSG 25-2	1.00	PC.	
912	ME283362.054	INSULATED PIPE PVC 10X0,5 BLACK	0.80	M	
913	ME341419.018	WIRE LIY 0,25 VT VIOLET	4.60	M	

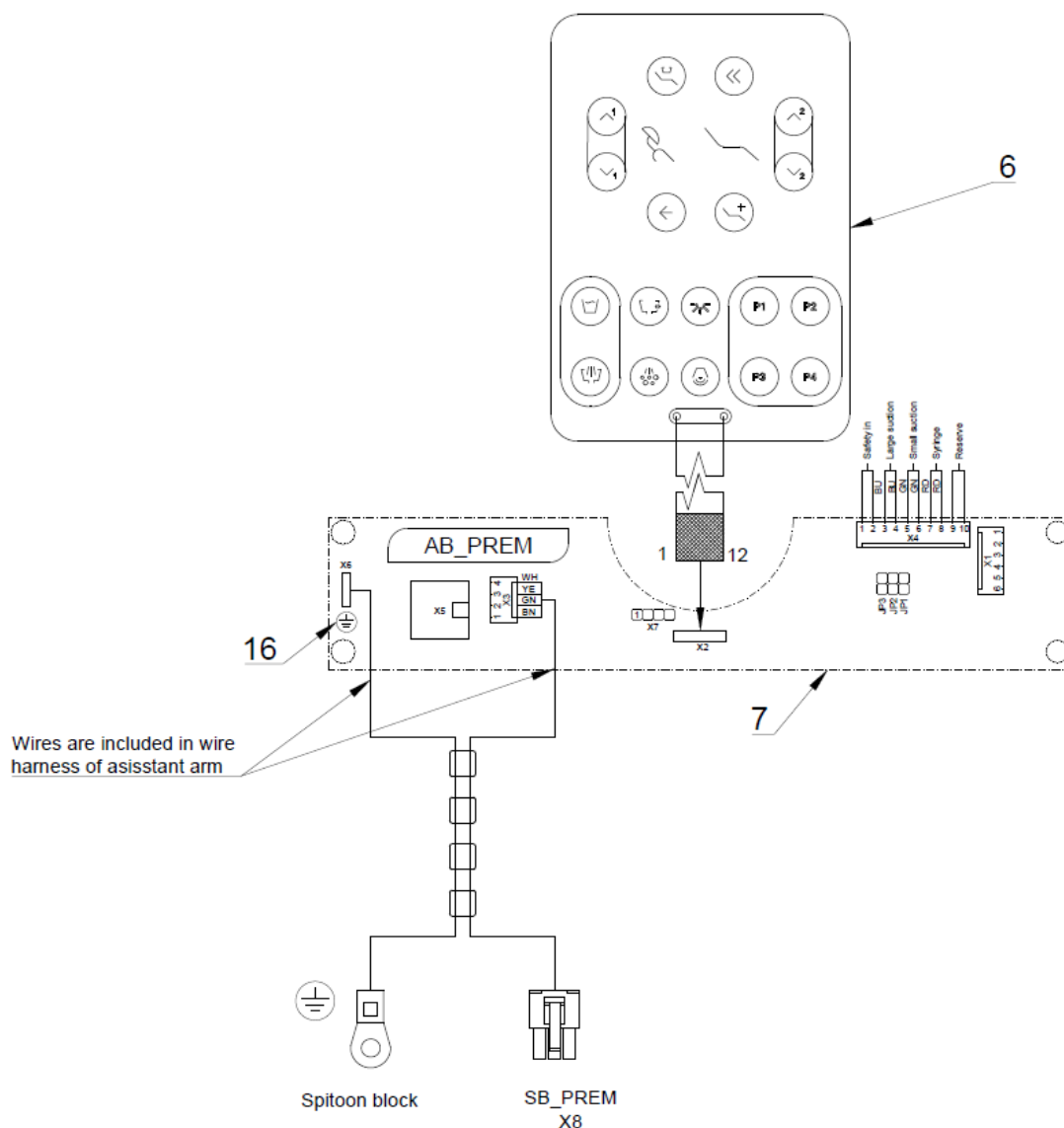
PZ_22_028_5/1/2022

2.2 - PANTOGRAPHIC ASSISTANT'S CONSOLE ARM – A653-570-002-0

Item No.	Product name	SP
A653-570-002-0_K-001	PANTOGRAPHIC ASSISTANT'S CONSOLE ARM / UNPAINTED	X
A653-570-002-0_K-003	PANTOGRAPHIC ASSISTANT'S CONSOLE ARM / WHT_MATTE	X
A653-570-002-0_K-005	PANTOGRAPHIC ASSISTANT'S CONSOLE ARM / WHT2_MATTE	X



BK - Black
BN - Brown
BU - Blue
GN - Green
GNYE - Green/Yellow
GY - Grey
OD - Orange
PK - Pink
RD - Red
VT - Violet
WH - White
YE - Yellow



Pos.	Item no.	Product name	QTY	Unit	SP
001	V653-570-007-0	PANTOGRAPHIC ASSISTANT'S CONSOLE ARM	OPTIONAL	PC.	X
001	V653-570-007-0	PANTOGRAPHIC ASSISTANT'S CONSOLE ARM/WHT_MATTE	OPTIONAL	PC.	X
001	V653-570-007-0	PANTOGRAPHIC ASSISTANT'S CONSOLE ARM/WHT2_MATTE	OPTIONAL	PC.	X
002	ME321822.201	TOP COVER, ASSISTANT'S CONSOLE	OPTIONAL	PC.	X
002	V653-570-100-0	TOP COVER, ASSISTANT'S CONSOLE/WHT_MATTE	OPTIONAL	PC.	X
002	V653-570-100-0	TOP COVER, ASSISTANT'S CONSOLE/WHT2_MATTE	OPTIONAL	PC.	X
003	ME321822.202	KEYPAD HOLDER	OPTIONAL	PC.	X
003	V653-570-101-0	KEYPAD HOLDER / WHT_MATTE	OPTIONAL	PC.	X
003	V653-570-101-0	KEYPAD HOLDER / WHT2_MATTE	OPTIONAL	PC.	X
004	ME321822.189	FRONT COVER	OPTIONAL	PC.	X
004	V653-570-102-0	FRONT COVER / WHT_MATTE	OPTIONAL	PC.	X
004	V653-570-102-0	FRONT COVER / WHT2_MATTE	OPTIONAL	PC.	X

005	ME321822.203	REAR COVER OF KEYPAD HOLDER	OPTIONAL	PC.	X
005	V653-570-103-0	REAR COVER OF KEYPAD HOLDER/WHT_MATTE	OPTIONAL	PC.	X
005	V653-570-103-0	REAR COVER OF KEYPAD HOLDER/WHT2_MATTE	OPTIONAL	PC.	X
006	ME735552.202	ASSISTANT'S KEYPAD_v2020	1.00	PC.	
007	ME374000.450	MODUL AB_PREM2	1.00	PC.	
008	V653-570-003-0	FIXED MOUNT	1.00	PC.	
009	V653-570-004-0	CLAMPING MOUNT	1.00	PC.	
010	ME309543.128	SCREW M 5X35	2.00	PC.	
011	ME309231.073	SCREW M 5X16	1.00	PC.	
013	ME307001.017	SCREW STM32 3x6 - H1	4.00	PC.	
014	ME307001.018	SCREW STP22 4x20 - Z2	2.00	PC.	
015	ME307001.015	SCREW STP32 5x25 - H2	6.00	PC.	
016	ME311565.016	PIN P 4X10 CYLINDRICAL	4.00	PC.	
910	ME397900.012	CABLE TIE F 0301 CV-094	2.00	PC.	

PZ_21_114_OS_9/17/2021

3 - SP ASSISTANT'S TABLE + KEYBOARD – A653-999-007-0

Item No.	Product name	SP
A653-999-007-0_K-001	SP ASSISTANT'S TABLE + KEYBOARD / UNPAINTED	X
A653-999-007-0_K-003	SP ASSISTANT'S TABLE + KEYBOARD / WHT_MATTE	X
A653-999-007-0_K-005	SP ASSISTANT'S TABLE + KEYBOARD / WHT2_MATTE	X

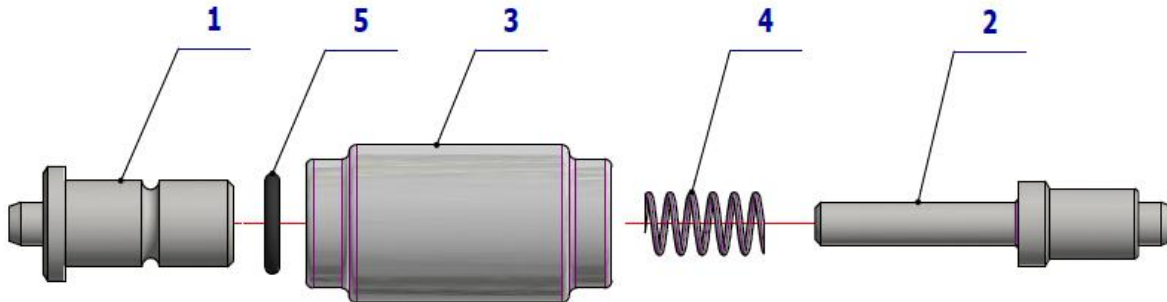
Pos.	Item no.	Product name	QTY	Unit	SP
001	ME321822.189	PREDNY KRYT-FOLIA	OPTIONAL	PC.	X
001	V653-570-102-0	PREDNY KRYT-FOLIA/WHT_MATTE	OPTIONAL	PC	X
001	V653-570-102-0	PREDNY KRYT-FOLIA/WHT2_MATTE	OPTIONAL	PC	X
002	ME735552.202	KLAVESNICA ASISTENTA_v2020	1.00	PC.	

5/21/2021

4 - GUIDE ROLLERS

4.1 - GUIDE ROLLER, LARGE SALIVA ASPIRATOR – A653-596-021-0

Item No.	Product name	SP
A653-596-020-0_K-001	GUIDE ROLLER, SMALL SALIVA ASPIRATOR	X

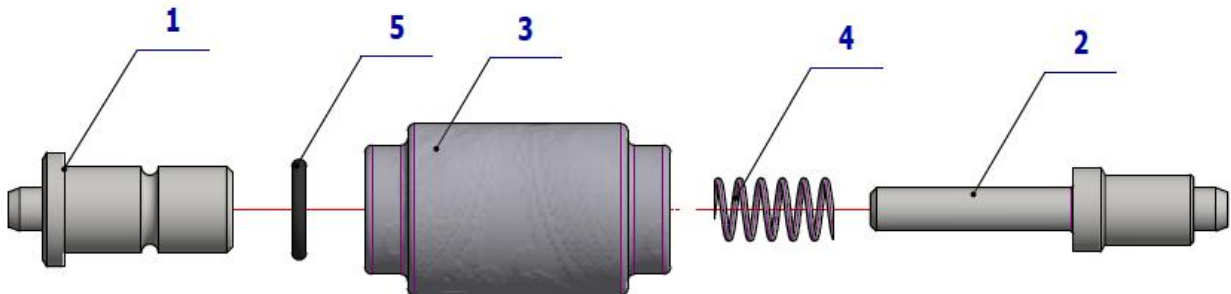


Pos.	Item no.	Product name	QTY	Unit	SP
001	V653-596-021-0	AXIS ADAPTERS A	1.00	PC.	
002	V653-596-022-0	AXIS ADAPTERS B	1.00	PC.	
003	V653-596-023-0	ROLLER VO	1.00	PC.	
004	ME315000.036	SPRING TL 0400x044x0117	1.00	PC.	
005	ME273111.004	O RING P 5X1 NBR70	1.00	PC.	

10/20/2021

4.2 - GUIDE ROLLER, SMALL SALIVA ASPIRATOR – A653-596-020-0

Item No.	Product name	SP
A653-596-021-0_K-001	GUIDE ROLLER, LARGE SALIVA ASPIRATOR	X



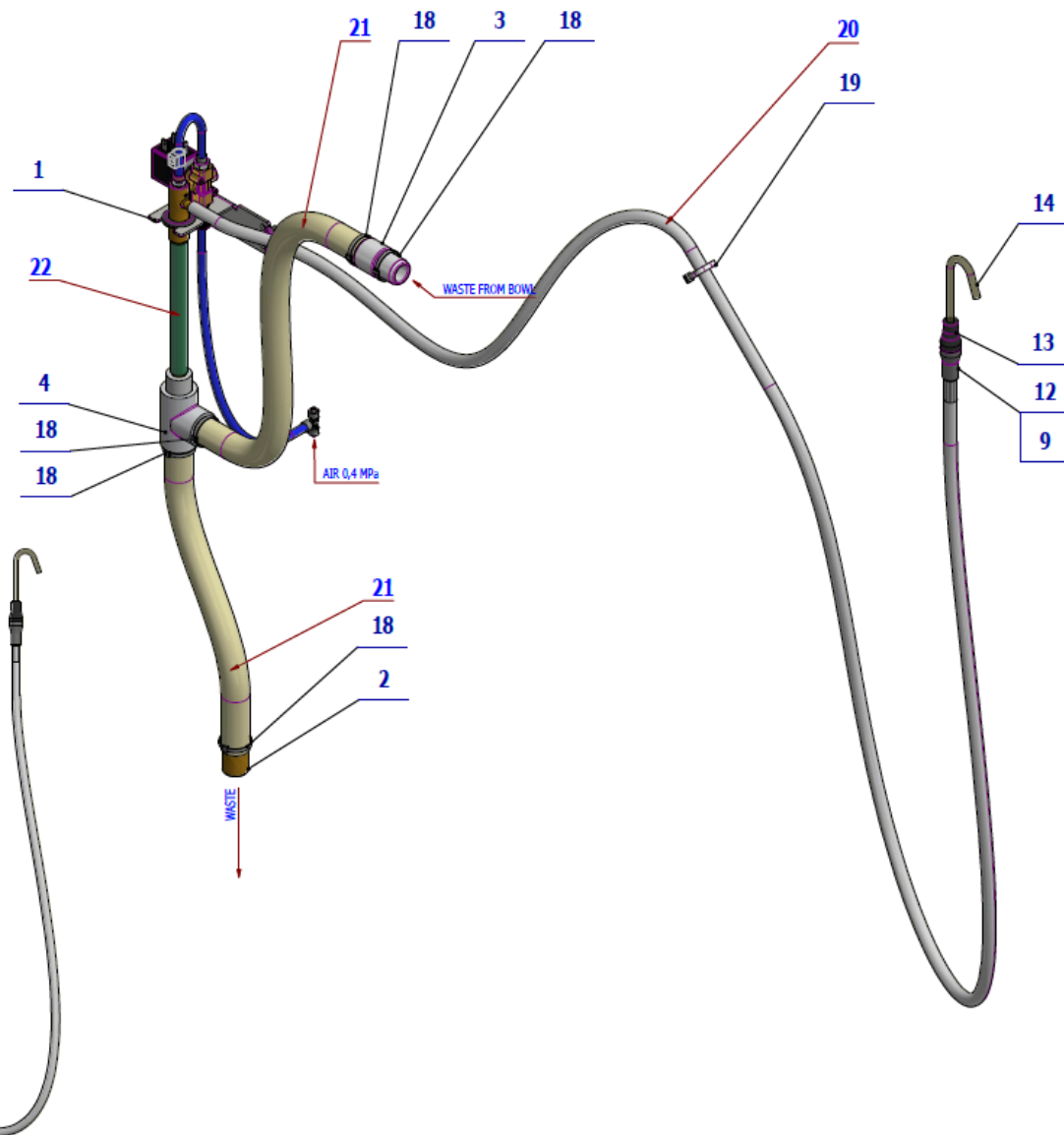
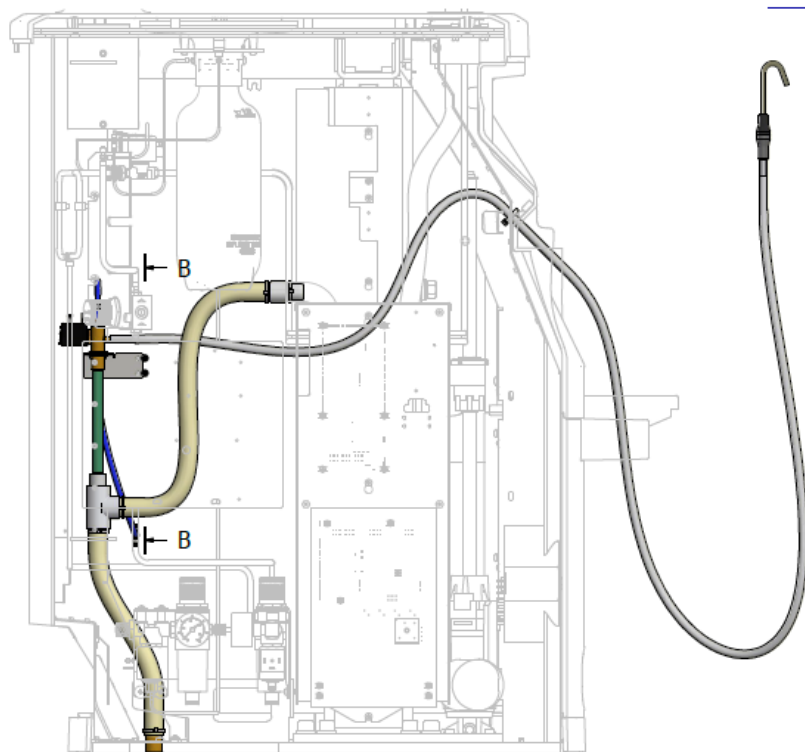
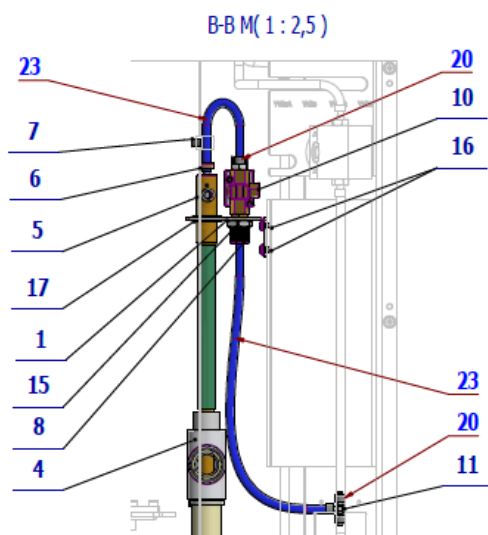
Pos.	Item no	Product name	QTY	Unit	SP
001	V653-596-021-0	AXIS ADAPTERS A	1.00	PC.	
002	V653-596-022-0	AXIS ADAPTERS B	1.00	PC.	
003	V653-596-024-0	ROLLER MO	1.00	PC.	
004	ME315000.036	SPRING TL 0400x044x0117	1.00	PC.	
005	ME273111.004	O RING P 5X1 NBR70	1.00	PC.	

10/20/2021

C2 - ACCESSORIES

1 – EJECTOR ACCESSORY IN CB – A655-430-000-0

Item No.	Product name	SP
A655-430-000-0_K-001	EJECTOR ACCESSORY IN CB	X

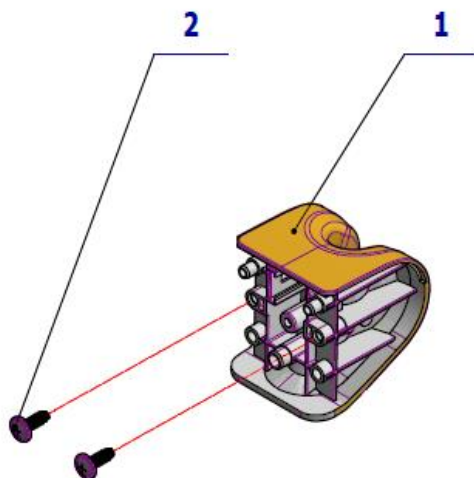


Pos.	Item no.	Product name	QTY	Unit	SP
001	V655-430-001-0	EJECTOR CONSOLE	1.00	PC.	
002	V600.0-01-10	PIPE	1.00	PC.	
003	V653-350-017-0	BOWL TRAY NIPPLE	1.00	PC.	
004	V618.64-01-00	T PIECE EJECTOR - ASSEMBLY 1	1.00	PC.	
005	V600.8-08-00	EJECTOR	1.00	PC.	
006	V608.63-00-30	CONNECTOR	1.00	PC.	
007	V607.80-38-00	RESTRICTOR – MODIFIED	1.00	PC.	
008	ME321822.014	NUT 4-601.8-00-34	1.00	PC.	
009	ME321822.023	DRILL STRAINER		PC.	
010	A653-350-070-0	VALVE SIRAI ZB10A ASSEMBLY	1.00	PC.	
011	ME336401.029	ADAPTER T230-1	1.00	PC.	
012	ME283367.071	END OF SLIPPER	1.00	PC.	
013	ME321822.020	INSULATOR FITTING 608.63-00-13	1.00	PC.	
014	ME283367.062	DISPOSABLE END 1Bal=100 pcs		BAL	
015	ME311120.091	NUT M 10X1	1.00	PC.	
016	ME309255.073	SCREW M 4X6	2.00	PC.	
017	ME273121.039	ADAPTER TYPE F2 15,5x1,6	1.00	PC.	
018	ME397800.015	CABLE TIE F0301 CV-200	5.00	PC.	
019	ME397900.012	CABLE TIE F 0301 CV-094	1.00	PC.	
020	ME343415.031	HOSE SILICONE 5X1.5 GREY	2.50	M	
021	ME286000.004	HOSE SPIRAFLEX P20	0.80	M	
022	ME286125.002	HOSE PVC 8/13 TYP RW 501	0.30	M	
023	ME345711.028	HOSE PUR 3,8/6,4 BLUE	0.40	M	

1/5/2022

2 - BLANK ACCESSORY – A653-600-001-0

Item No.	Product name	SP
A653-600-001-0_K-001	BLANK ACCESSORY	X



Pos.	Item no.	Product name	QTY	Unit	SP
001	ME321822.105	BLANK ADAPTER	1.00	PC.	
002	ME307001.024	SCREW STP31 4.5x14 - H2	2.00	PC.	

PZ_21_133_OS_10/26/2021

3 - KIT -SYRINGE REINSTALLING

3.1 – KIT SYRINGE MINILIGHT 3F R.-KOV ON ASSISTANT’S CONSOLE – A653-999-001-0

Item No.	Product name	SP
A653-999-001-0_ K-001	KIT SYRINGE MINILIGHT 3F R.-KOV ON ASSISTANT’S CONSOLE	X

Pos.	Item no.	Product name	QTY	Unit	SP
001	A653-488-000-0	ACC. SYRINGE MINILIGHT IN CB	1.00	PC.	
002	A653-593-001-0	ACC – ASSISTANT’S CONSOLE	1.00	PC.	
003	ME397000.084	SYRINGE MINILIGHT 3F R.	1.00	PC.	

2/23/2021

3.2 – KIT SYRINGE MINIMATE 3F U.-KOV ON ASSISTANT’S CONSOLE – A653-999-002-0

Item No.	Product name	SP
A653-999-002-0_ K-001	KIT SYRINGE MINIMATE 3F U.-KOV ON ASSISTANT’S CONSOLE	X

Pos.	Item no.	Product name	QTY	Unit	SP
001	A653-489-000-0	ACC. SYRINGE MINIMATE IN CB	1.00	PC.	
002	A653-594-001-0	ACC. SYRINGE MINIMATE – ASSISTANT’S CONSOLE	1.00	PC.	
003	ME397000.065	SYRINGE MINIASSISTENT GREY	1.00	PC.	

2/23/2021

3.3 - KIT SYRINGE MINILIGHT 3F U.-KOV ON ASSISTANT’S CONSOLE – A653-999-016-0

Item No.	Product name	SP
A653-999-016-0_ K-001	KIT SYRINGE MINILIGHT 3F U.-KOV ON ASSISTANT’S CONSOLE	X

Pos.	Item no.	Product name	QTY	Unit	SP
001	A653-488-000-0	ACC. SYRINGE MINILIGHT IN CB	1.00	PC.	
002	A653-593-001-0	ACC. SYRINGE MINILIGHT – ASSISTANT’S CONSOLE	1.00	PC.	
003	ME397000.086	SYRINGE. MINILIGHT 3F U.	1.00	PC.	

6/18/2021

3.4 - KIT SYRINGE MINILIGHT 6F U.-SEDA ON ASSISTANT’S CONSOLE – A653-999-017-0

Item No.	Product name	SP
A653-999-017-0_ K-001	KIT SYRINGE MINILIGHT 6F U.-SEDA ON ASSISTANT’S CONSOLE	X

Pos.	Item no.	Product name	QTY	Unit	SP
001	A653-488-000-0	ACC. SYRINGE MINILIGHT IN CB	1.00	PC.	
002	A653-593-001-0	ACC. SYRINGE MINILIGHT – ASSISTANT’S CONSOLE	1.00	PC.	
003	ME397000.056	SYRINGE. MINILIGHT 6F U. GREY	1.00	PC.	

6/22/2021

3.5 - KIT SYRINGE MINILIGHT 6F R.-KOV ON ASSISTANT'S CONSOLE – A653-999-018-0

Item No.	Product name	SP
A653-999-019-0_K-001	KIT SYRINGE MINILIGHT 6F U.-KOV ON ASSISTANT'S CONSOLE	X

Pos.	Item no.	Product name	QTY	Unit	SP
001	A653-488-000-0	ACC. SYRINGE MINILIGHT IN CB	1.00	PC.	
002	A653-593-001-0	ACC. SYRINGE MINILIGHT – ASSISTANT'S CONSOLE	1.00	PC.	
003	ME397000.083	SYRINGE MINILIGHT 6F R.	1.00	PC.	

6/22/2021

3.6 - KIT SYRINGE MINILIGHT 6F U.-KOV ON ASSISTANT'S CONSOLE – A653-999-019-0

Item No.	Product name	SP
A653-999-020-0_K-001	KIT SYRINGE MINILIGHT 6F R.SV.+MODULE ON ASSISTANT'S COSNSOLE	X

Pos.	Item no.	Product name	QTY	Unit	SP
001	A653-488-000-0	ACC. SYRINGE MINILIGHT IN CB	1.00	PC.	
002	A653-593-001-0	ACC. SYRINGE MINILIGHT – ASSISTSANT'S CONSOLE	1.00	PC.	
003	ME397000.081	SYRINGE MINILIGHT 6F U.	1.00	PC.	

16/23/2021

3.7 - KIT SYRINGE MINILIGHT 6F R.SV.+MODULE ON ASSISTANT'S COSNSOLE – A653 – 999-020-0

Item No.		Product name	SP		
A653-999-021-0_ K-001		KIT SYRINGE MINIMATE R ON ASSISTANT´S CONSOLE	X		
Pos.	Item no.	Product name	QTY	Unit	SP
001	A653-488-000-0	ACC. SYRINGE MINILIGHT IN CB	1.00	PC.	
002	A653-593-001-0	ACC. SYRINGE MINILIGHT – ASSISTANT´S CONSOLE	1.00	PC.	
003	ME397000.074	SYRINGE MINILIGHT 6F R. SV. With modula	1.00	PC.	

6/23/2021

3.8 - KIT SYRINGE MINIMATE R ON ASSISTANT'S CONSOLE – A653-999-021-0

Item No.		Product name	SP		
A653-999-018-0_ K-001		KIT SYRINGE MINILIGHT 6F R.-KOV ON ASSISTANT`S CONSOLE	X		
Pos.	Item no.	Product name	QTY	Unit	SP
001	A653-489-000-0	ACC. SYRINGE MINIMATE IN CB	1.00	PC.	
002	A653-594-001-0	ACC. SYRINGE MINIMATE – ASSISTANT`S CONSOLE	1.00	PC.	
003	ME397000.068	SYRINGE. MINIMATE R.	1.00	PC.	

6/23/2021

3.9 – KIT SYRINGE MINIMATE U. ON ASSISTANT’S CONSOLE – A653-999-022-0

Item No.	Product name	SP
A653-999-022-0_K-001	KIT SYRINGE MINIMATE U. ON ASSISTANT’S CONSOLE	X

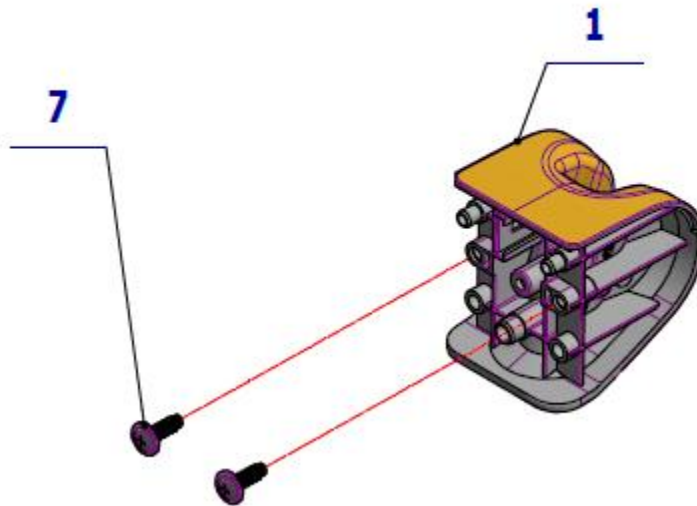
Pos.	Item no.	Product name	QTY	Unit	SP
001	A653-490-000-0	ACC. CAMERA DIPLOMAT	1.00	PC.	
002	A653-595-010-0	ACC. CAMERA DIPLOMAT – ASSISTANT’S CONSOLE	1.00	PC.	
003	ME376000.036	CAMERA DIPLOMAT USB	1.00	PC.	

6/23/2021

4 - MINILIGHT SYRINGE ACCESSORY

4.1 – SYRINGE MINILIGHT ACCESSORY – ASSISTANT’S CONSOLE – A653-593-001-0

Item No.	Product name	SP
A653-593-001-0_K-001	SYRINGE MINILIGHT ACCESSORY – ASSISTANT’S CONSOLE	X

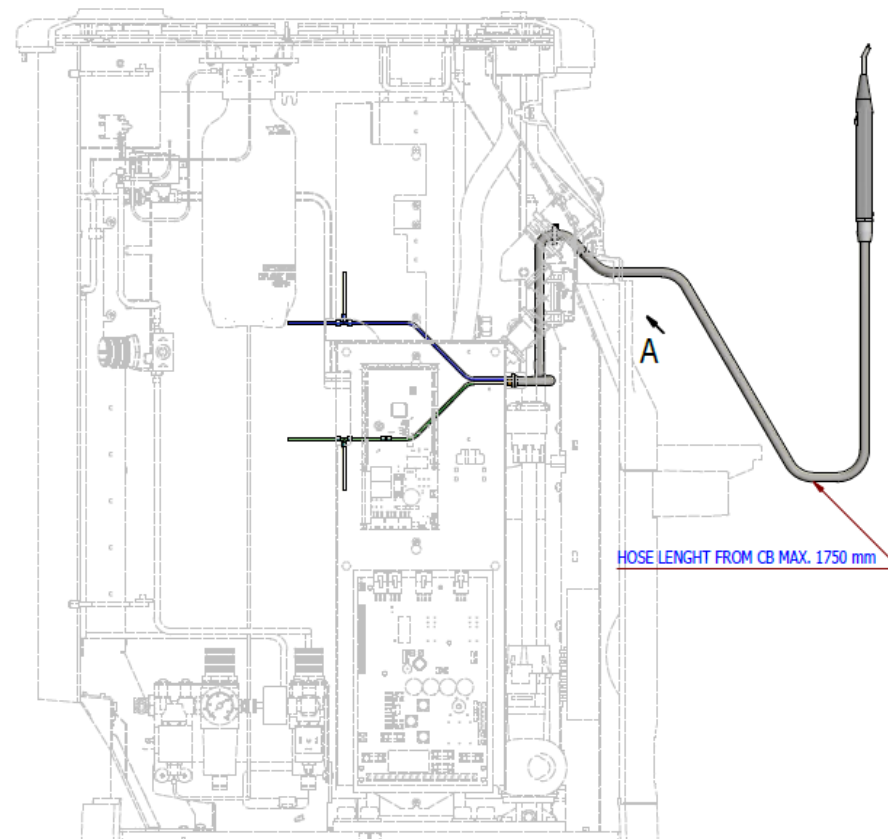
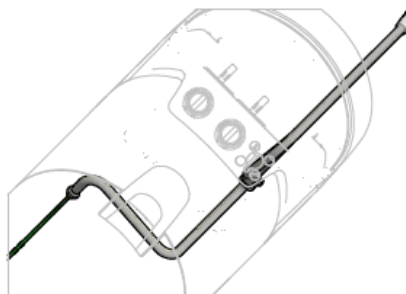
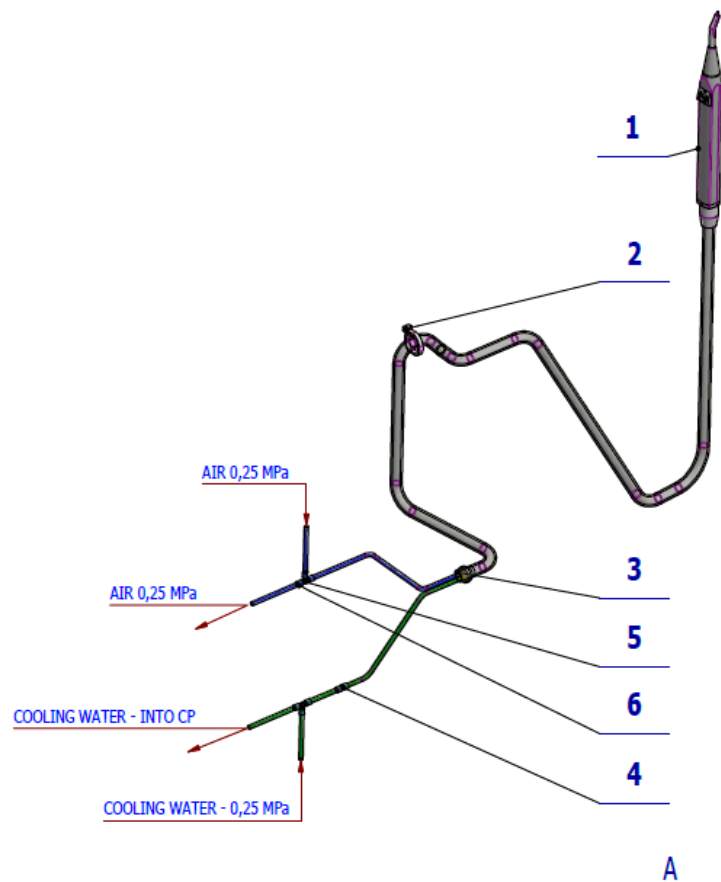


Pos.	Item no.	Product name	QTY	Unit	SP
001	ME321822.180	ADAPTER-6-MINILIGHT	1.00	PC.	
007	ME307001.024	SCREW STP31 4.5x14 - H2	2.00	PC.	

PZ_21_I33_OS_10/26/2021

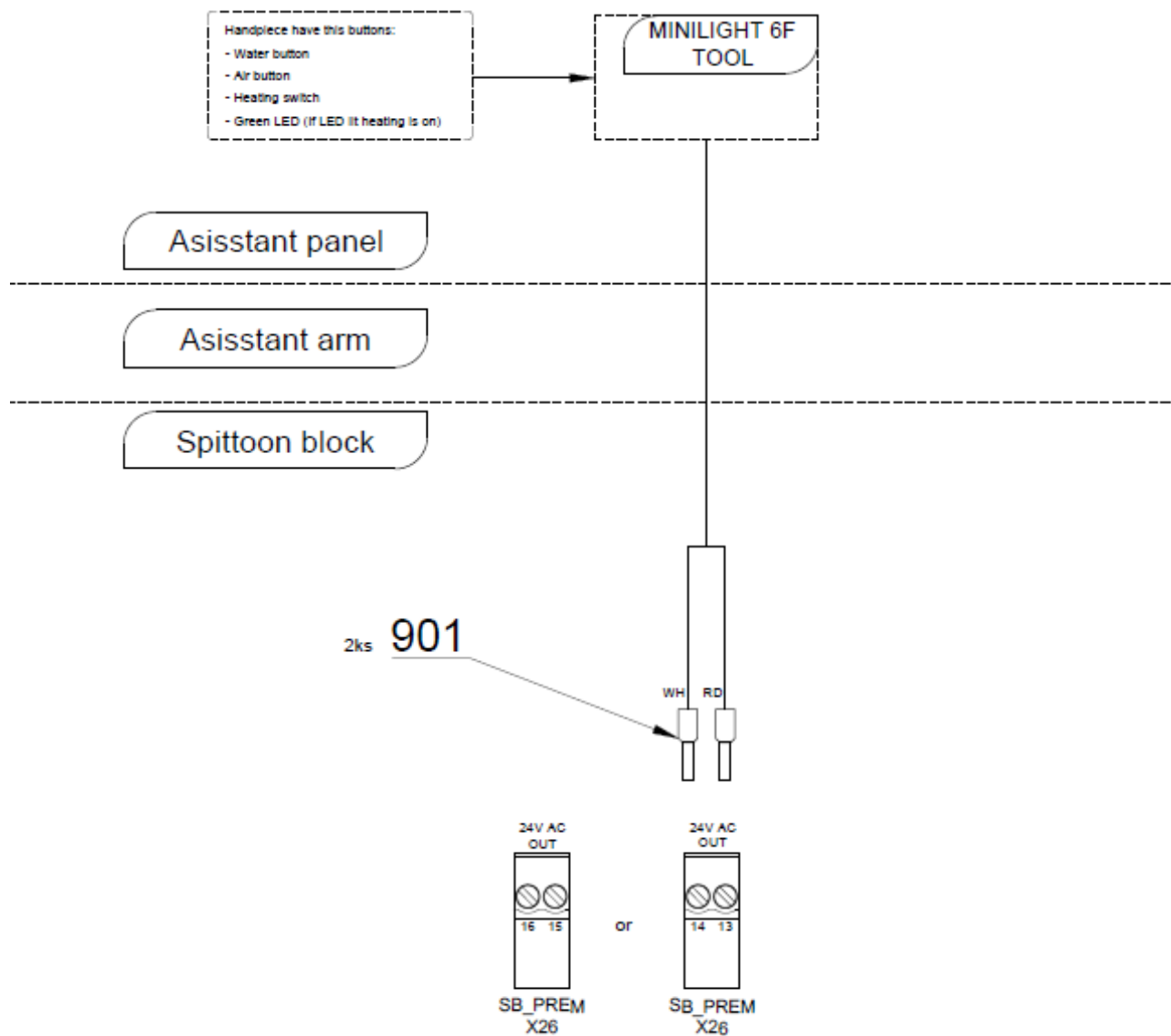
4.2 – SYRINGE MINILIGHT ACCESSORY IN CB – A655-488-000-0

Item No.	Product name	SP
A655-488-001-0_K-001	SYRINGE MINILIGHT ACCESSORY IN CB	X



BK - Black
BN - Brown
BU - Blue
GN - Green
GNYE - Green/Yellow
GY - Grey
OG - Orange
PK - Pink
RD - Red
VT - Violet
WH - White
YE - Yellow

Connection only MINILIGHT 6F
(without light) in spittoon block



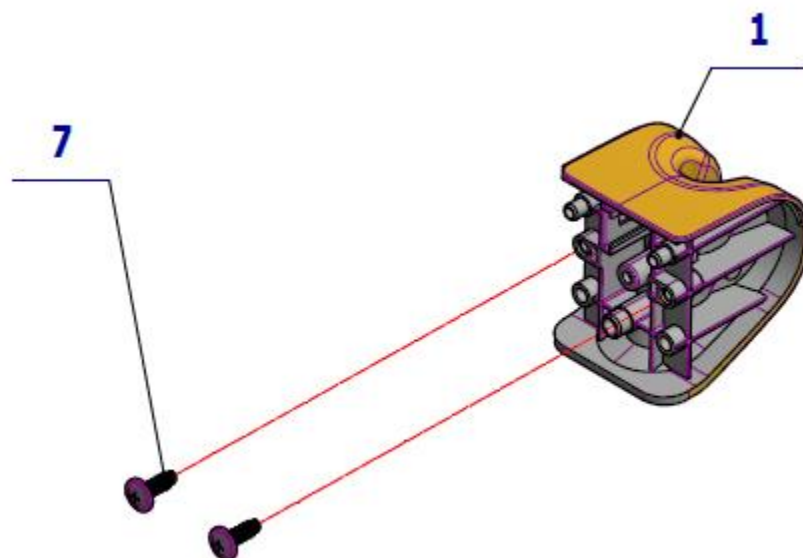
Pos.	Item no.	Product name	QTY	Unit	SP
001	ME397000.064	SYRINGE MINILIGHT 6F R. GREY		PC.	
002	ME397900.012	CABLE TIE F 0301 CV-094	1.00	PC.	
003	V601.40-00-06	INSERT P8,6	1.00	PC.	
004	ME336401.012	ADAPTER N210-1	1.00	PC.	
005	ME336401.015	ADAPTER T210-1	2.00	PC.	
006	V608.45-00-08	LOCK RING 1	8.00	PC.	
901	ME375000.003	INSULATED NIT-NITI 0,5X8WH	2.00	PC.	

10/23/2021

5 - MINIMATE SYRINGE ACCESSORY

5.1 - SYRINGE MINIMATE ACCESSORY – ASSITANT’S CONSOLE – A653-594-001-0

Item No.	Product name	SP
A653-594-001-0_K-001	SYRINGE MINIMATE ACCESSORY – ASSITANT’S CONSOLE	X

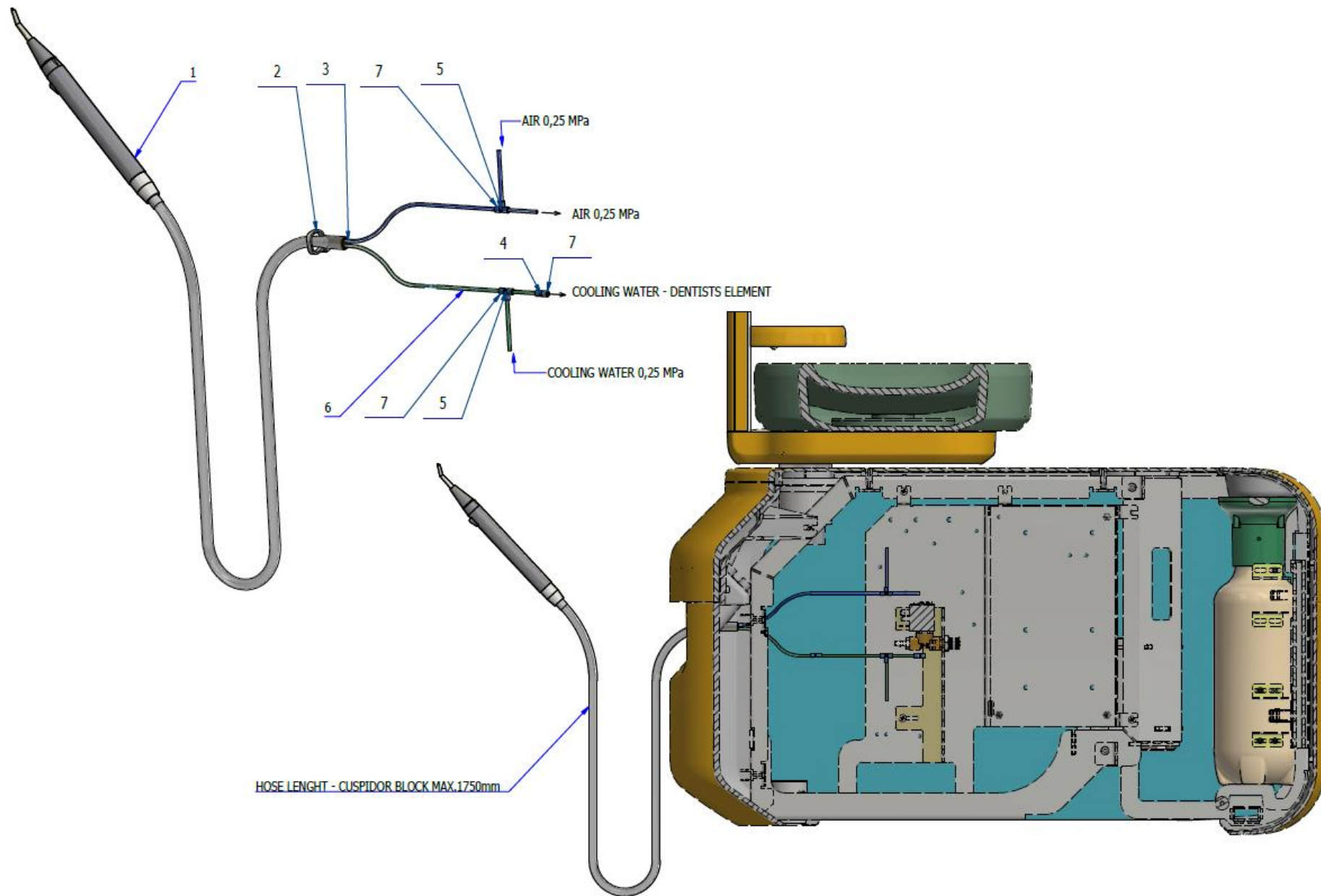


Pos.	Item no.	Product name	QTY	Unit	SP
001	ME321822.178	ADAPTER-4-MINIMATE	1.00	PC.	
007	ME307001.024	SCREW STP31 4.5x14 - H2	2.00	PC.	

PZ_21_I33_OS_10/26/2021

5.2 - SYRINGE MINIMATE ACCESSORY IN CB – A655-489-000-0

Item No.	Product name	SP
A655-489-000-0_K-001	SYRINGE MINIMATE ACCESSORY IN CB	X



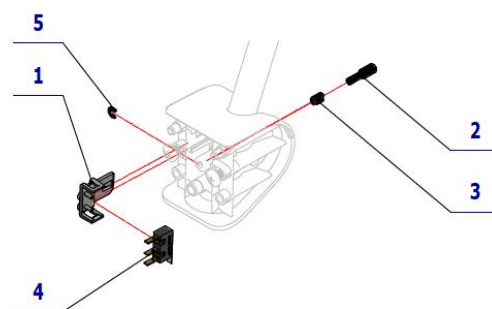
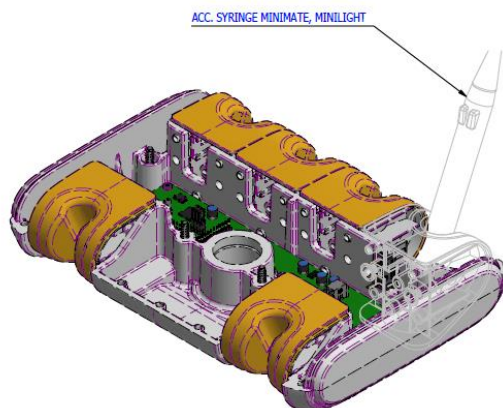
Pos.	Item no.	Product name	QTY	Unit	SP
001	ME397000.068	SYRINGE MINIMATE R.		PC.	
002	ME397900.012	CABLE TIE F 0301 CV-094	1.00	PC.	
003	V601.40-00-06	INSERT P8,6	1.00	PC.	
004	ME336401.012	ADAPTER N210-1	1.00	PC.	
005	ME336401.015	ADAPTER T210-1	2.00	PC.	
006	V608.45-00-08	LOCK RING 1	8.00	PC.	

10/23/2021

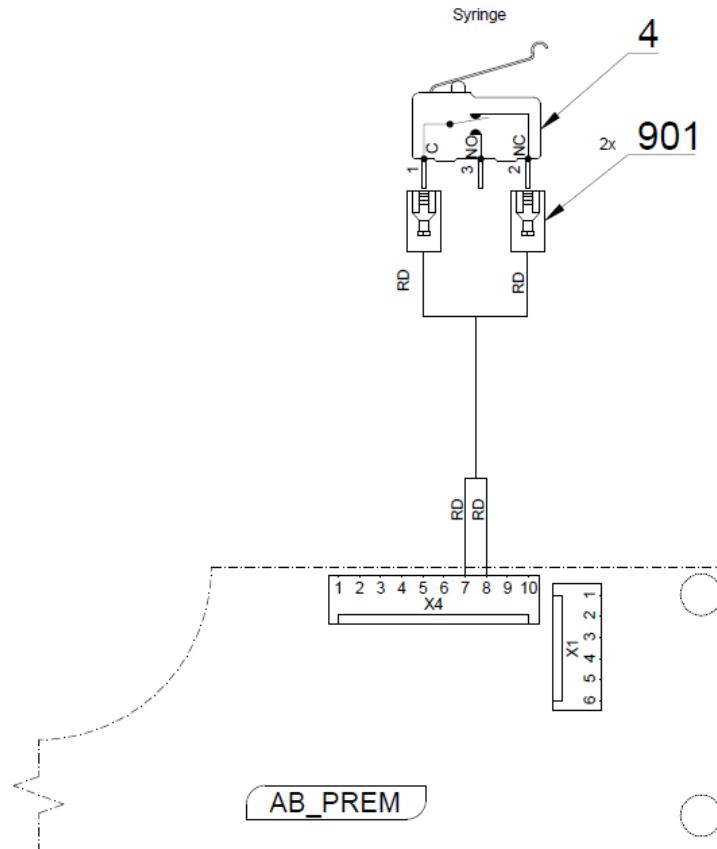
6 - SYRINGE HYGIENE ACCESSORY

6.1 – SYRINGE HYGIENE ACCESSORY – ASSISTANT’S CONSOLE – A653-597-001-0

Item No.	Product name	SP
A653-597-001-0_K-001	SYRINGE HYGIENE ACCESSORY – ASSISTANT’S CONSOLE	X



BK - Black
BN - Brown
BU - Blue
GN - Green
GNYE - Green/Yellow
GY - Grey
OG - Orange
PK - Pink
RD - Red
VT - Violet
WH - White
YE - Yellow

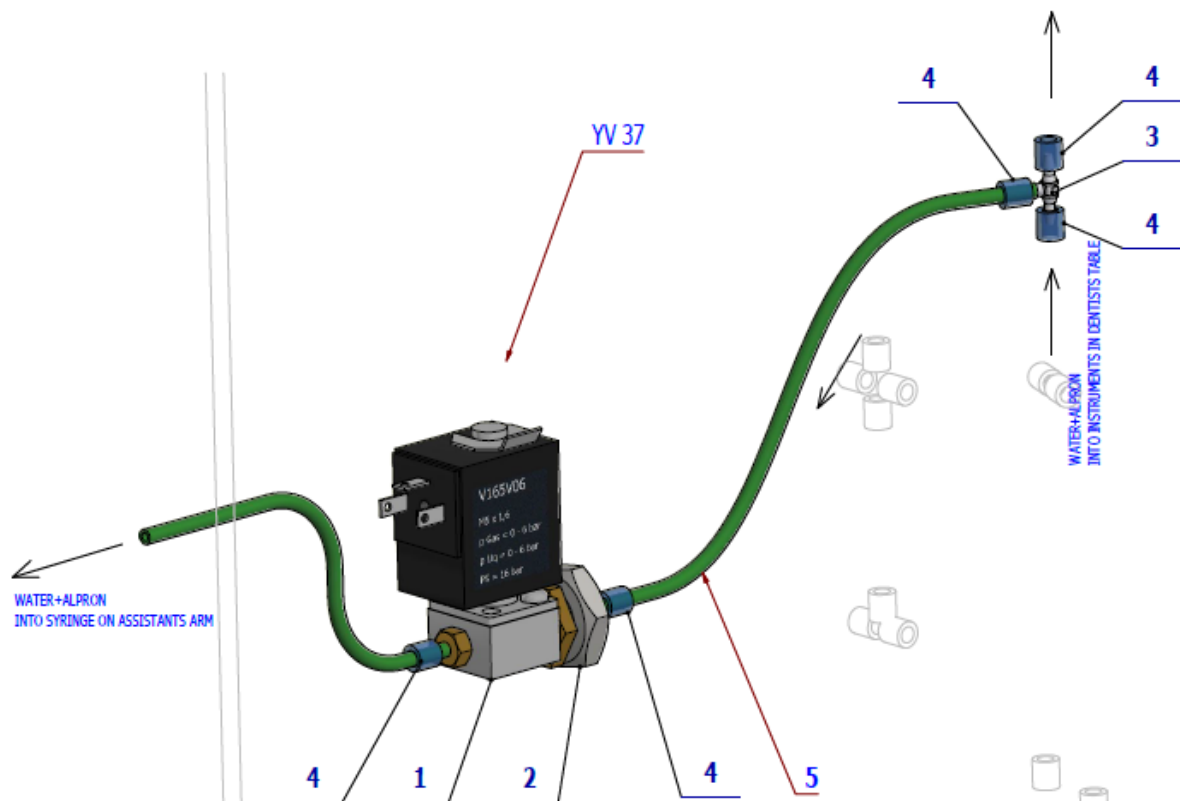


Pos.	Item no.	Product name	QTY	Unit	SP
001	ME321822.184	SENSOR HOLDER	1.00	PC.	
002	V653-700-057-0	CAM 8	1.00	PC.	
003	ME315000.038	TOOL HOLDER SPRING	1.00	PC.	
004	ME374415.036	MICROSWITCH OMRON SS-5GL111-FT	1.00	PC.	
005	ME311000.001	LOCK RING P 3,2 ZN	1.00	PC.	
901	ME374100.102	WIRE 0.25 – RD – 0.40m	2.00	PC.	

1/7/2021

6.2 - SYRINGE HYGIENE ACCESSORY IN CB – A655-474-000-0

Item No.	Product name	SP
A655-474-000-0_K-001	SYRINGE HYGIENE ACCESSORY IN CB	X



Pos.	Item no.	Product name	QTY	Unit	SP
001	A653-470-150-0	VALVE Z031C ASSEMBLY	1.00	PC.	
002	ME311120.091	NUT M 10X1	1.00	PC.	
003	ME336401.015	ADAPTER T210-1	1.00	PC.	
004	V608.45-00-08	LOCK RING 1		PC.	
005	ME283367.024	HOSE PUR 1,5/2,7 GREEN	0.50	M	

1/7/2021

7 - PLM MECTRON ACCESSORY

7.1 – KIT PLM MECTRON - ASSISTANT’S CONSOLE – A653-999-003-0

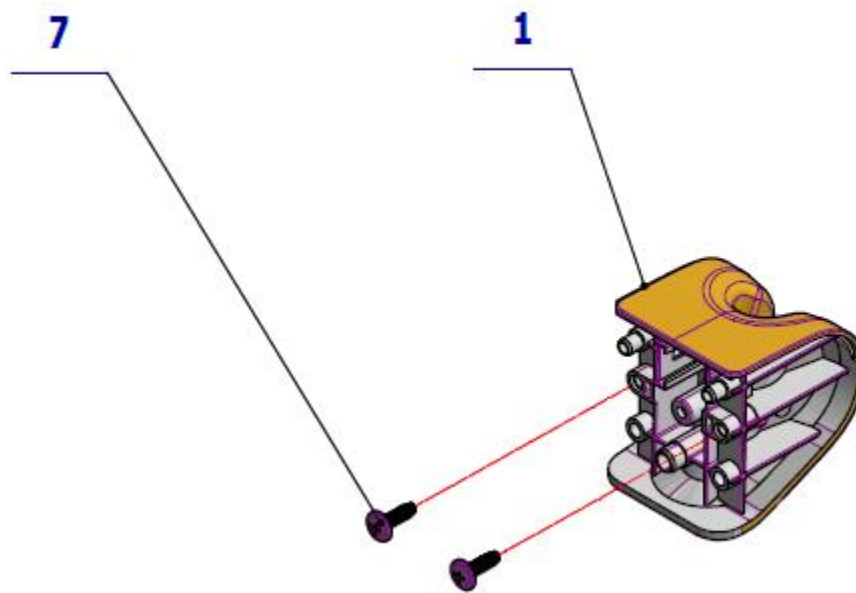
Item No.	Product name	SP
A653-999-003-0_K-001	KIT PLM MECTRON - ASSISTANT’S CONSOLE	X

Pos.	Item no.	Product name	QTY	Unit	SP
001	A653-486-000-0	ACC. PLM MECTRON IN CB	1.00	PC.	
002	A653-591-001-0	ACC. PLM MECTRON – ASSISTANT’S CONSOLE	1.00	PC.	
003	ME341000.045	PLM MECTRON STARLIGHT S	1.00	PC.	

2/23/2021

7.2 - PLM MECTRON ACCESSORY – ASSISTANT’S CONSOLE – A653-591-001-0

Item No.	Product name	SP
A653-591-001-0_K-001	PLM MECTRON ACCESSORY – ASSISTANT’S CONSOLE	X

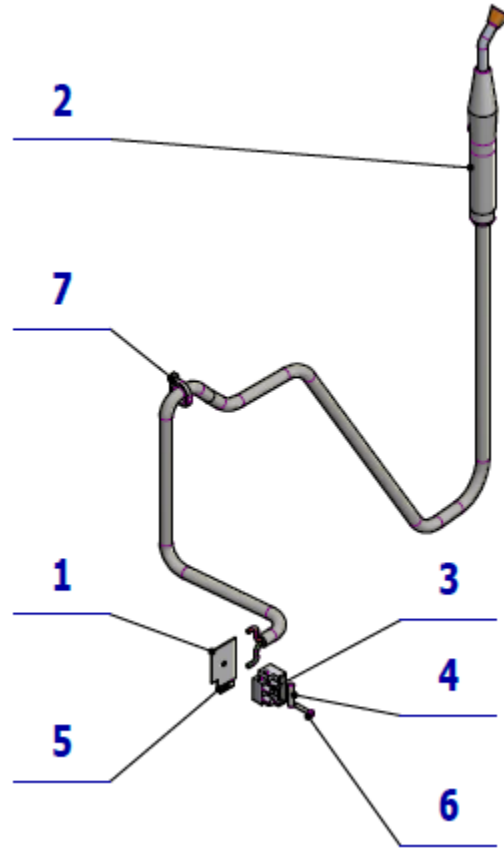


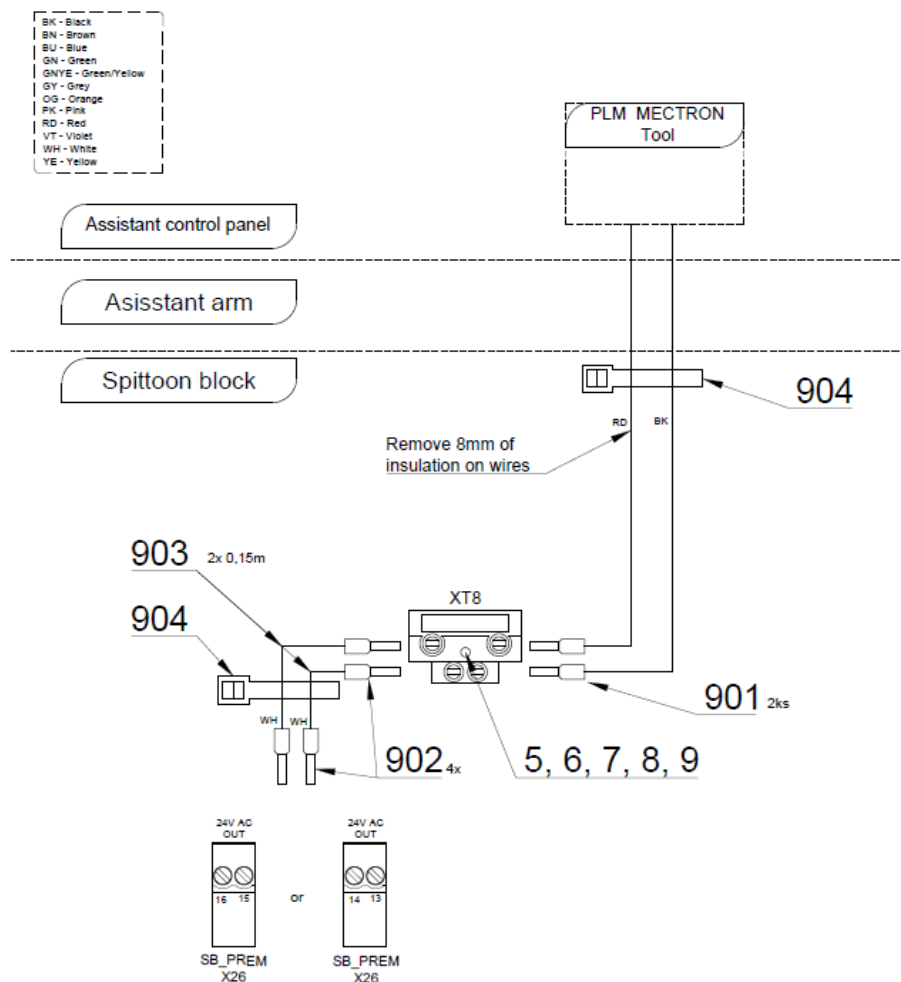
Pos.	Item no.	Product name	QTY	Unit	SP
001	ME321822.182	ADAPTER-8-TURBINE	1.00	PC.	
007	ME307001.024	SCREW STP31 4.5x14 - H2	2.00	PC.	

PZ_21_040_OS_6/18/2021

7.3 – PLM MECTRON ACCESSORY IN CB – A655-486-000-0

Item No.	Product name	SP
A655-486-000-0_K-001	PLM MECTRON ACCESSORY IN CB	X





Pos.	Item no.	Product name	QTY	Unit	SP
001	V606.49-00-11	WASHER UNDER TERMINAL BLOCK	1.00	PC.	
002	ME341000.045	PLM MECTRON STARLIGHT S		PC.	
003	ME345621.021	TERMINAL BLOCK WITH FUZE CM 1025	1.00	PC.	
004	ME371814.057	FUZE 5X20 T 315 mA	1.00	PC.	
005	V400.01-00-54	LABEL XT8		PC.	
006	ME309255.049	SCREW M 3X16	1.00	PC.	
007	ME397900.012	CABLE TIE. F 0301 CV-094	1.00	PC.	
901	ME375000.010	NIT INSULATED-NITI 0,25x8 BU	2.00	PC.	
902	ME375000.003	NIT INSULATED-NITI 0,5X8WH	4.00	PC.	
903	ME341411.059	WIRE LAU 0,5 WHITE	0.30	M	
904	ME397900.012	CABLE TIE F 0301 CV-094	3.00	PC.	

11/17/2021

8 - PLM MONITEX ACCESSORY

8.1 – KIT PLM MONITEX – ASSISTANT’S CONSOLE – A653-999-004-0

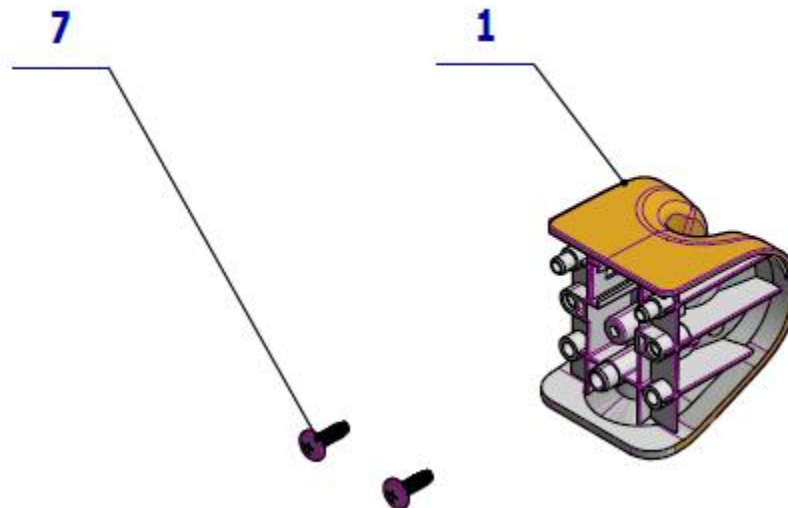
Item No.	Product name	SP
A653-999-004-0_K-001	KIT PLM MONITEX – ASSISTANT’S CONSOLE	X

Pos.	Item no.	Product name	QTY	Unit	SP
001	A653-487-000-0	ACC. PLM MONITEX IN CB	1.00	PC.	
002	A653-592-001-0	ACC. PLM MONITEX – ASSISTANT’S CONSOLE	1.00	PC.	
003	ME341000.055	PLM MONITEX with converter	1.00	PC.	

2/23/2021

8.2 - PLM MONITEX ACCESSORY – ASSISTANT’S CONSOLE – A653-592-001-0

Item No.	Product name	SP
A653-592-001-0_K-001	PLM MONITEX ACCESSORY – ASSISTANT’S CONSOLE	X

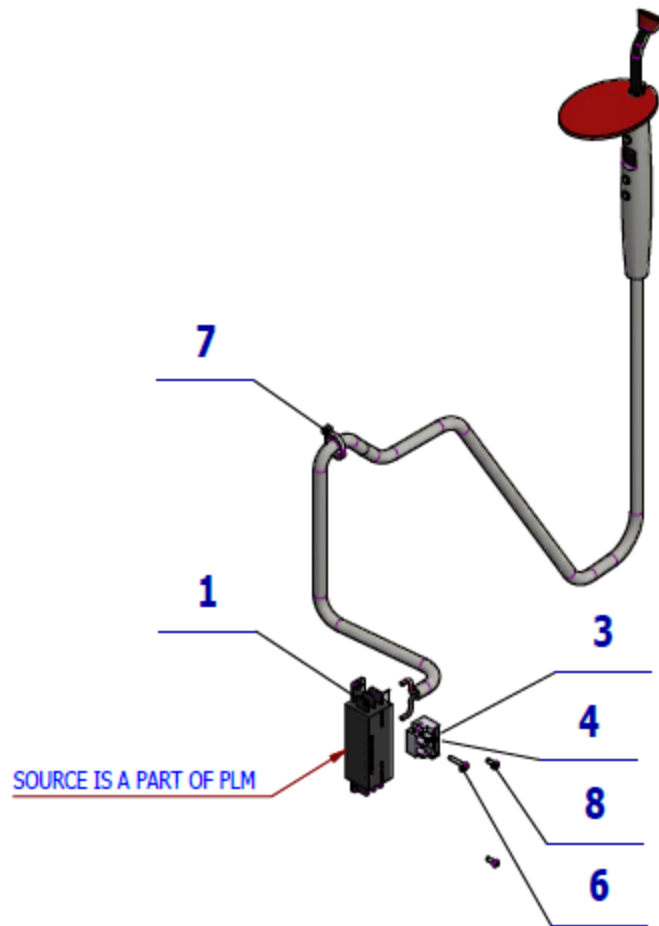


Pos.	Item no.	Product name	QTY	Unit	SP
001	ME321822.176	ADAPTER-2-DX, PLM	1.00	PC.	
007	ME307001.024	SCREW STP31 4.5x14 - H2	2.00	PC.	

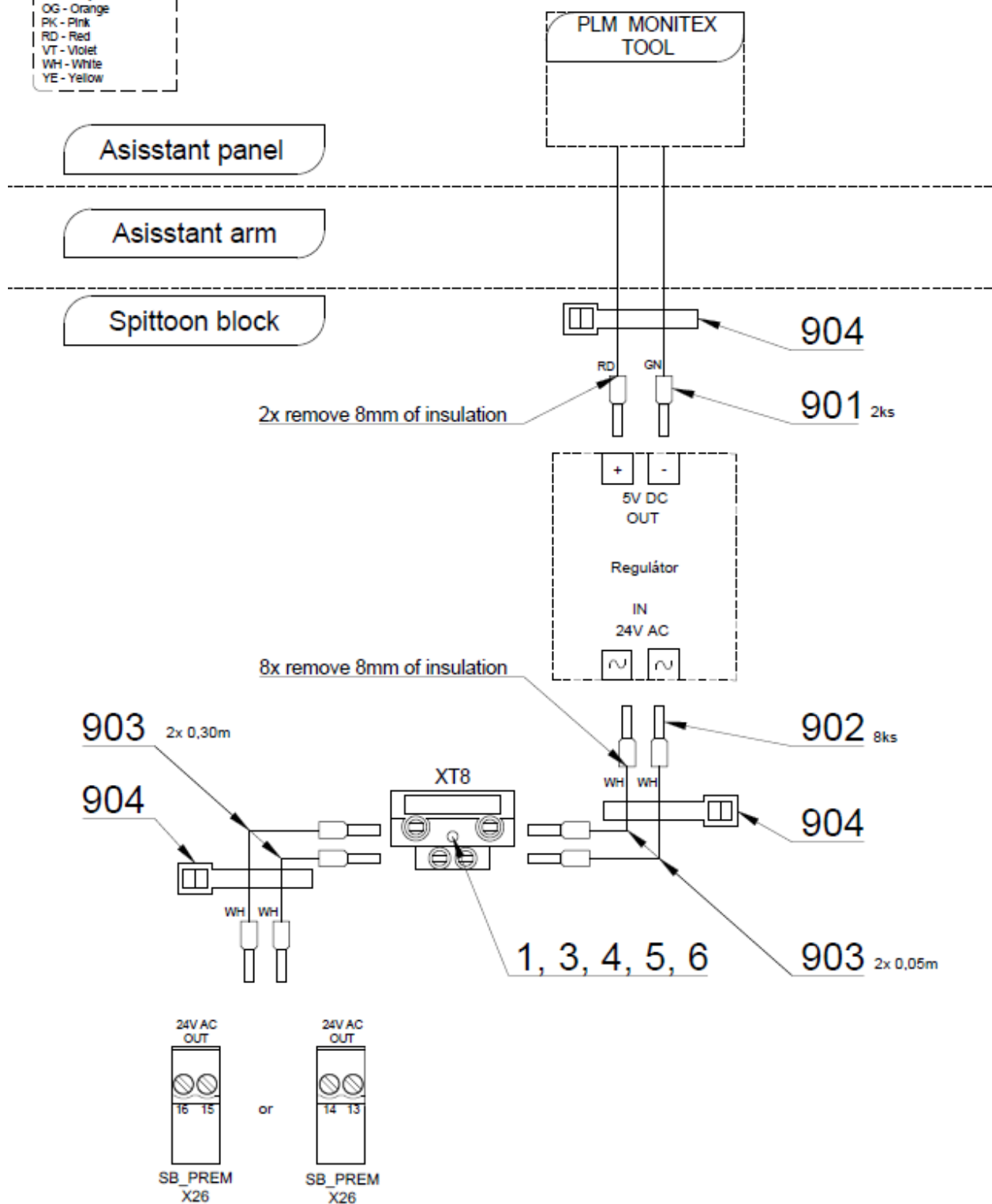
PZ_21_040_OS_6/18/2021

8.3 – PLM MONITEX ACCESSORY IN CB – A655-487-000-0

Item No.	Product name	SP
A655-487-000-0_K-001	PLM MONITEX ACCESSORY IN CB	X



BK - Black
BN - Brown
BU - Blue
GN - Green
GNYE - Green/Yellow
GY - Grey
OG - Orange
PK - Pink
RD - Red
VT - Violet
WH - White
YE - Yellow



Pos.	Item no.	Product name	QTY	Unit	SP
001	V606.49-00-11	WASHER UNDER TERMINAL BLOCK	1.00	KS	
003	ME345621.021	TERMINAL BLOCK WITH FUSE CM 1025	1.00	KS	
004	ME371814.057	FUSE 5X20 T 315 mA	1.00	KS	
006	ME309255.049	SCREW M 3X16	1.00	KS	
007	ME397900.012	CABLE TIE F 0301 CV-094	1.00	KS	
008	ME309255.036	SCREW M 3X8	2.00	KS	
901	ME375000.004	INSULATED NIT- NITI 0,34x8 TQ ETTINGER	2.00	KS	
902	ME375000.003	INSULATED-NITI 0,5X8WH	8.00	KS	
903	ME341411.059	WIRE LAU 0,5 WHITE	1.00	M	

10/23/2021

9 - DIPLOMAT CAMERA ACCESSORY

9.1 – KIT DIPLOMAT CAMERA – ASSISTANT’S CONSOLE – A653-999-006-0

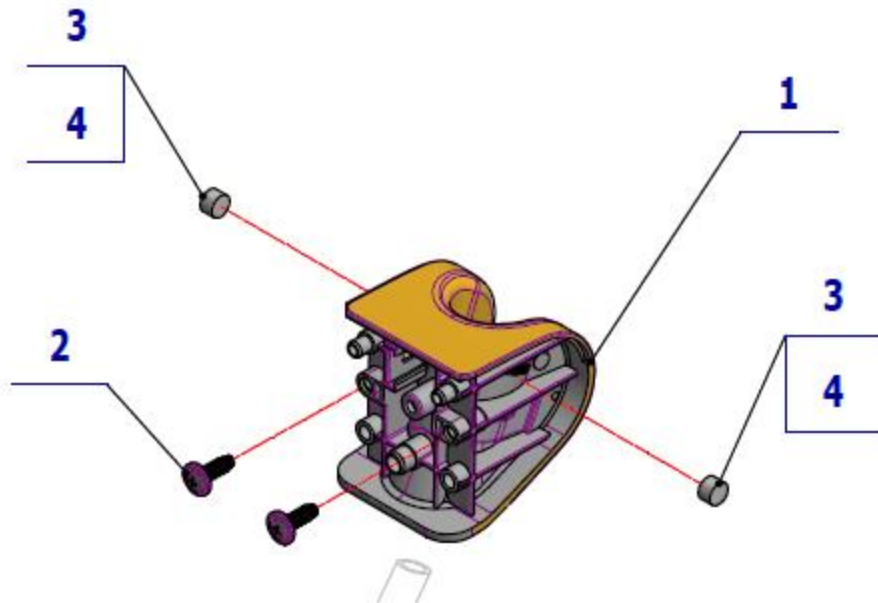
Item No.	Product name	SP
A653-999-006-0_K-001	KIT DIPLOMAT CAMERA – ASSISTANT’S CONSOLE	X

Pos.	Item no	Product name	QTY	Unit	SP
001	A653-595-010-0	ACC. CAMERA DIPLOMAT – ASSISTANT’S CONSOLE	1.00	PC.	
002	A653-490-000-0	ACC. CAMERA DIPLOMAT	1.00	PC.	
003	ME376000.036	CAMERA DIPLOMAT USB	1.00	PC.	

2/24/2021

9.2 - DIPLOMAT CAMERA ACCESSORY – ASSISTANT’S CONSOLE – A653-595-010-0

Item No.	Product name	SP
A653-595-010-0_K-001	DIPLOMAT CAMERA ACCESSORY – ASSISTANT’S CONSOLE	X

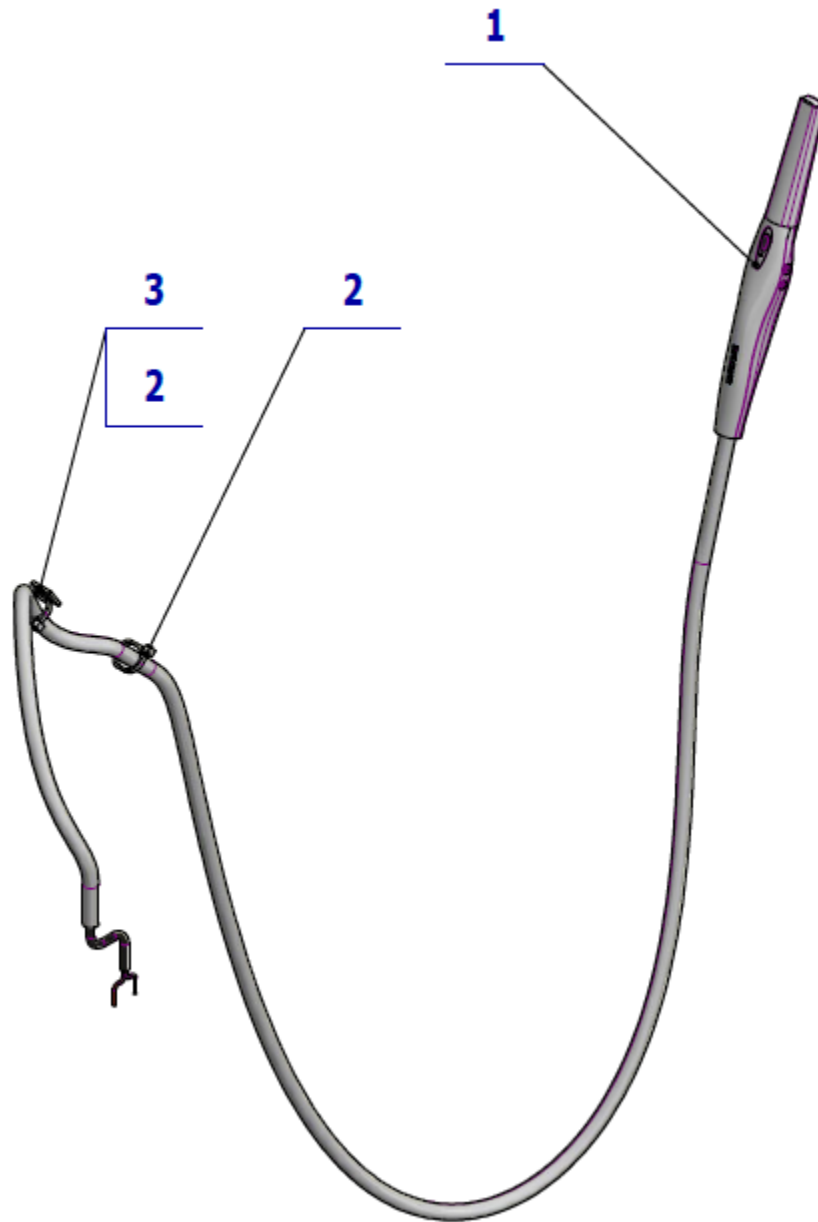


Pos.	Item no.	Product name	QTY	Unit	SP
001	ME321822.175	ADAPTER-1-VO, CAMERA	1.00	PC.	
002	ME307001.024	SCREW STP31 4.5x14 - H2	2.00	PC.	
003	ME405900.016	MAGNET P8x5 NEODYM	2.00	PC.	

PZ_21_133_OS_10/26/2021

9.3 – DIPLOMAT CAMERA ACCESSORY – A655-490-000-0

Item No.	Product name	SP
A655-490-000-0_K-001	DIPLOMAT CAMERA ACCESSORY	X



Pos.	Item no	Product name	QTY	Unit	SP
001	ME376000.036	DIPLOMAT CAMERA USB		PC.	
002	ME397900.012	CABLE TIE F 0301 CV-094	2.00	PC.	
003	ME345711.034	CLIP F0505 HC 101	1.00	PC.	
010	ME376000.040	CABLE ADR-210 USB REPEATER 10m		PC.	

10/9/2020

10 - EJECTOR ACCESSORY

10.1 - KIT EJECTOR – ASSISTANT’S CONSOLE – A653-999-005-0

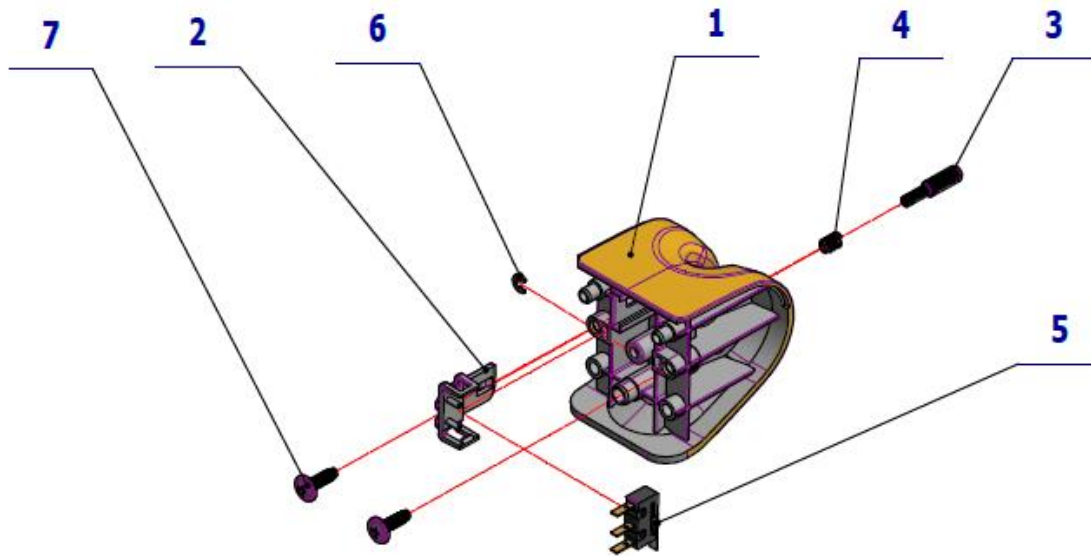
Item No.	Product name	SP
A653-590-001-0_K-001	EJECTOR ACCESSORY – ASSISTANT’S CONSOLE	X

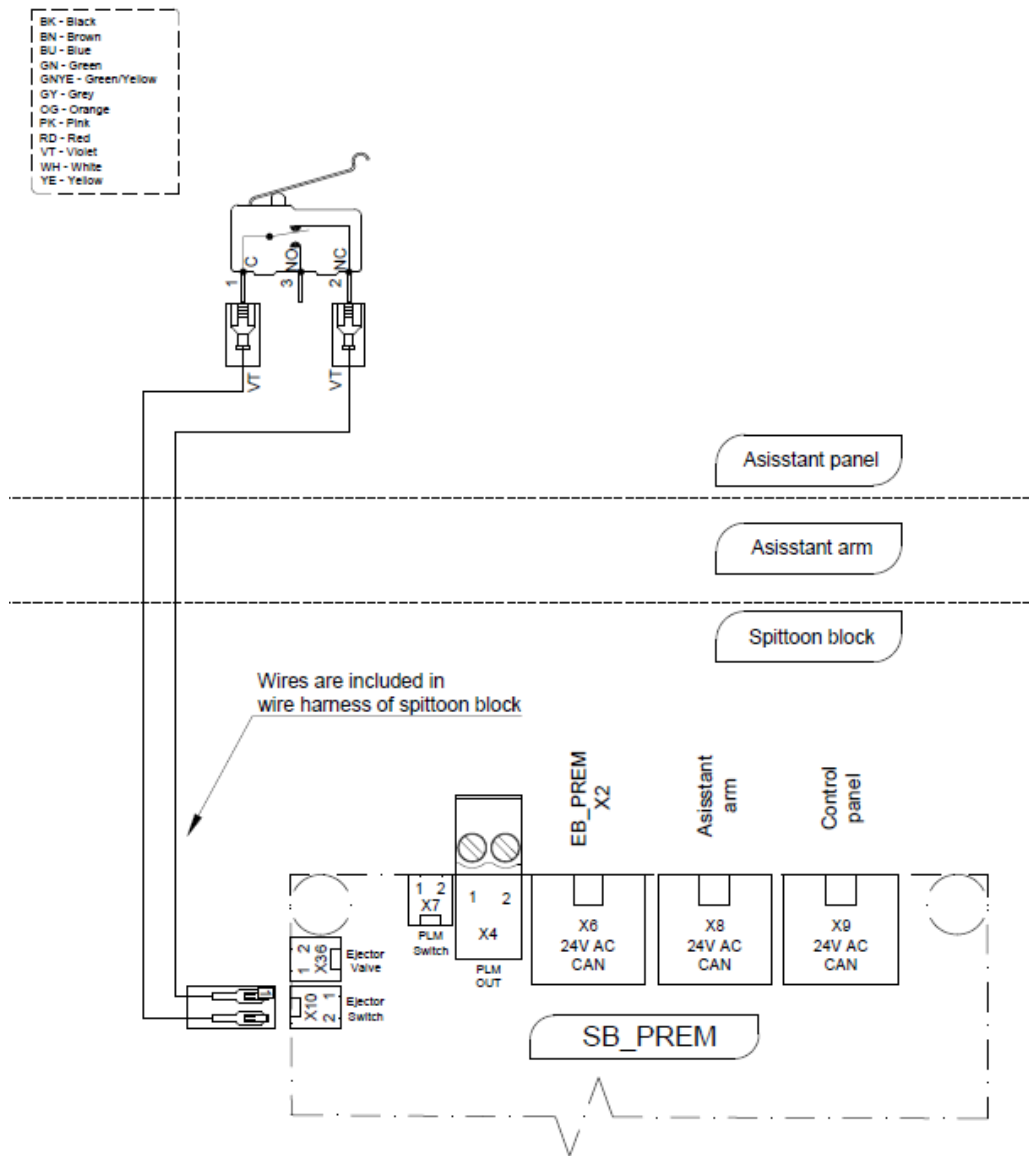
Pos	Item no.	Product name	QTY	Unit	SP
001	A653-430-000-0	ACC. EJECTOR IN CB	1.00	PC.	
002	A653-590-001-0	ACC. EJECTOR – ASSISTANT’S TABLE	1.00	PC.	

2/24/2021

10.2 - EJECTOR ACCESSORY – ASSISTANT’S CONSOLE – A653-590-001-0

Item No.	Product name	SP
A653-590-001-0_K-001	KIT EJECTOR – ASSISTANT’S CONSOLE	X



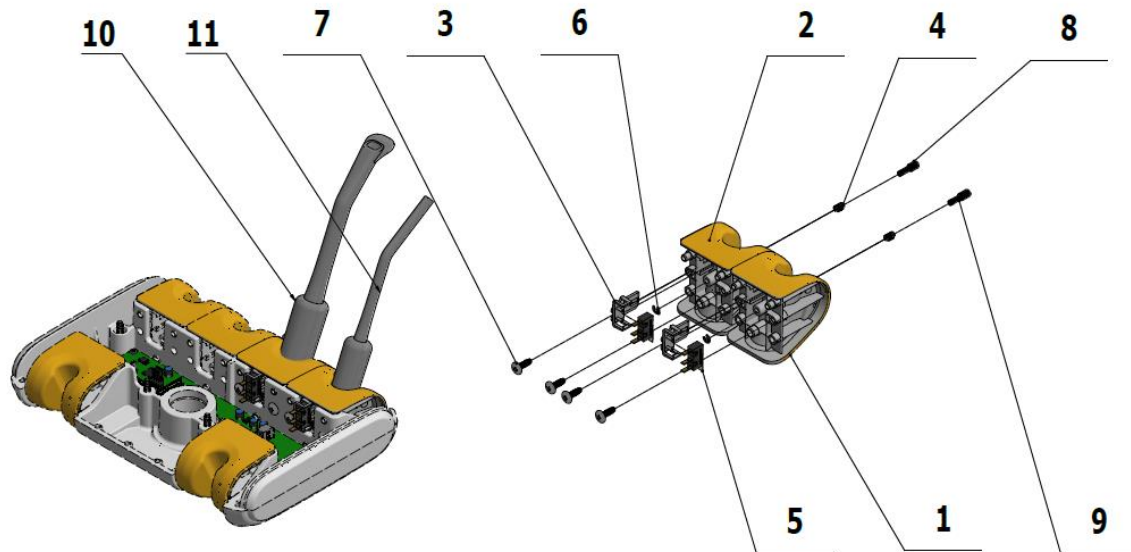


Pos.	Item no.	Product name	QTY	Unit	SP
001	ME321822.181	ADAPTER 7	1.00	PC.	
002	ME321822.184	SENSOR HOLDER	1.00	PC.	
003	V653-700-056-0	CAM 7	1.00	PC.	
004	ME315000.038	TOOL HOLDER SPRING	1.00	PC.	
005	ME374415.036	MICROSWITCH OMRON SS-5GL111-FT	1.00	PC.	
006	ME311000.001	LOCK RING P 3,2 ZN	1.00	PC.	
007	ME307001.024	SCREW STP31 4.5x14 - H2	2.00	PC.	
901	ME345571.031	FASTON. 2,8X0,5	2.00	PC.	
902	ME341419.018	WIRE LiY 0,25 VT PURPLE	3.40	M	
903	ME372010.141	CRIMP CONTACT NSK 25-0	2.00	PC.	
904	ME374060.010	HOUSING NSG 25-2	1.00	PC.	

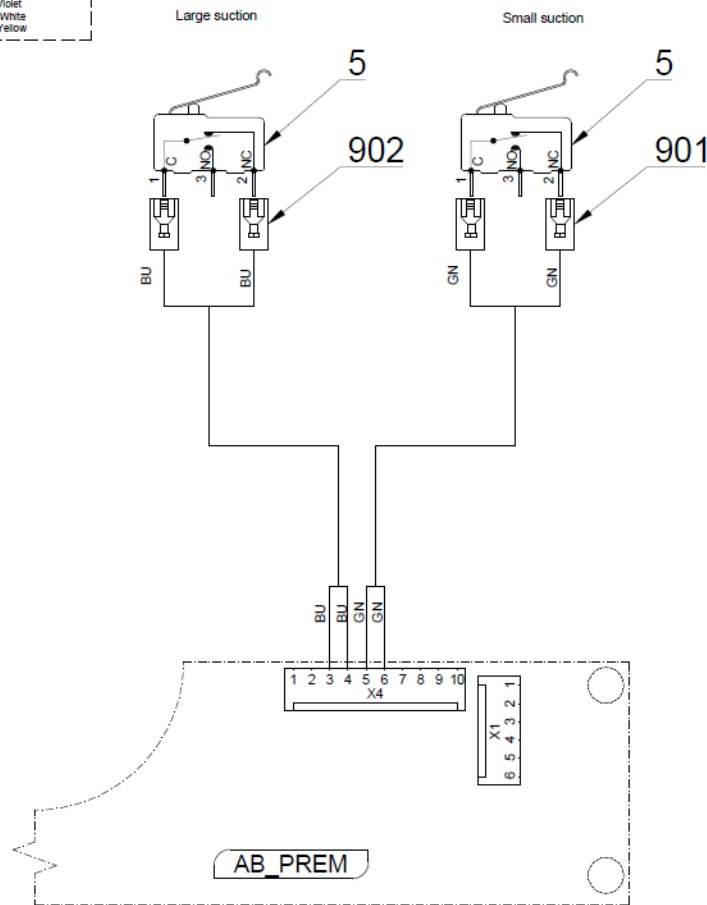
10/18/2020

11 - LARGE AND SMALL SALIVA SPIRATOR ACCESSORY – A653-596-001-0

Item No.	Product name	SP
A653-596-001-0_K-001	LARGE AND SMALL SALIVA SPIRATOR ACCESSORY	X



BK - Black
BN - Brown
BU - Blue
GN - Green
GNYE - Green/Yellow
GY - Grey
OG - Orange
PK - Pink
RD - Red
VT - Violet
WH - White
YE - Yellow



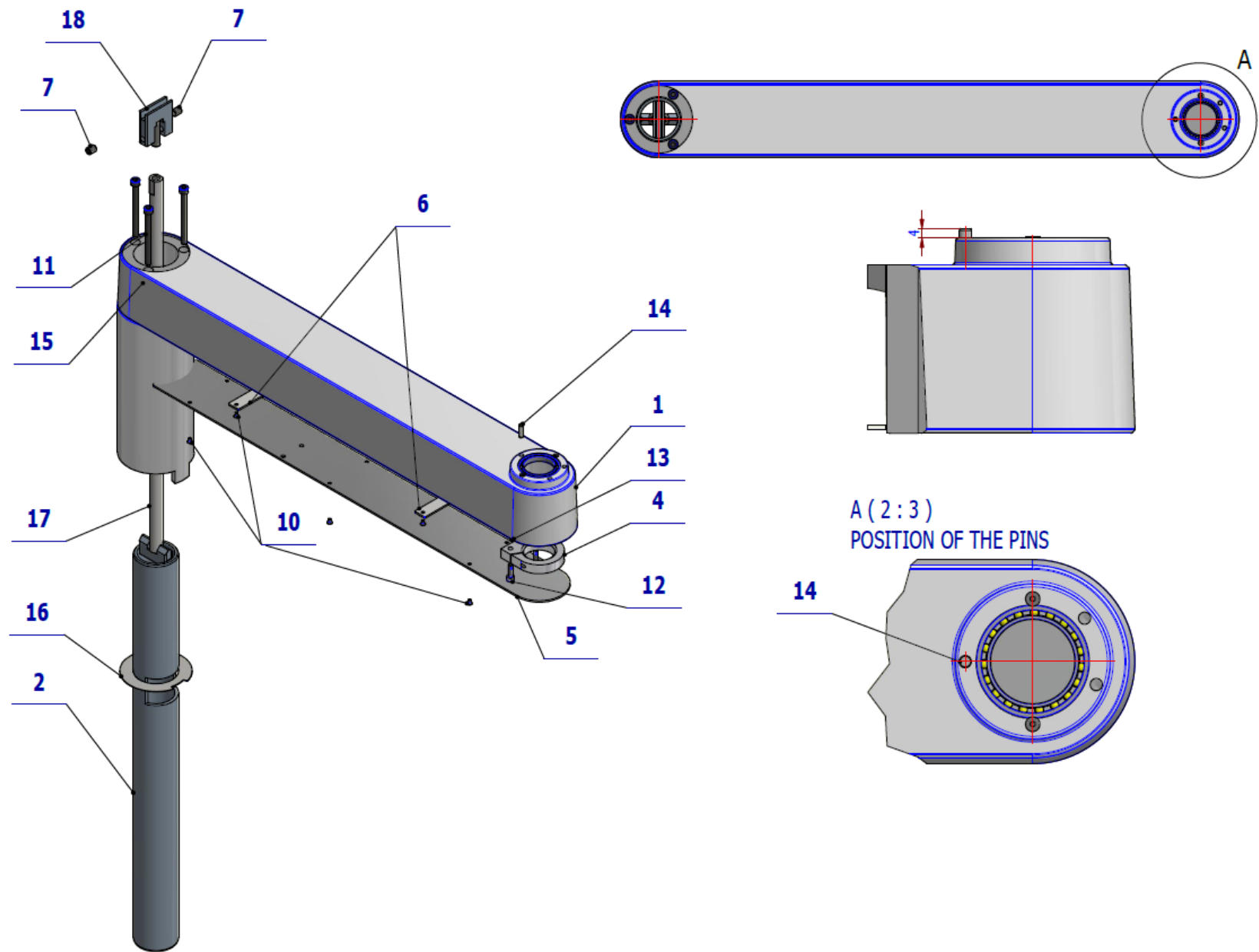
Pos.	Item no.	Product name	QTY	Unit	SP
001	ME321822.177	ADAPTER-3-MO	1.00	PC.	
002	ME321822.175	ADAPTER-1-VO, CAMERA	1.00	PC.	
003	ME321822.184	SENSOR HOLDER	2.00	PC.	
004	ME315000.038	TOOL HOLDER SPRING	2.00	PC.	
005	ME374415.036	MICROSWITCH OMRON SS-5GL111-FT	2.00	PC.	
006	ME311000.001	LOCK RING P 3,2 ZN	2.00	PC.	
007	ME307001.024	SCREW STP31 4.5x14 - H2	4.00	PC.	
008	V653-700-051-0	CAM 2	1.00	PC.	
009	V653-700-053-0	CAM 4	1.00	PC.	
010	A653-596-010-0	HOSE VO	1.00	PC.	
011	A653-596-011-0	HOSE MO	1.00	PC.	
013	A653-596-021-0	GUIDE ROLLER VO		PC.	
901	ME374100.037	WIRE YV - GN	2.00	PC.	
902	ME374100.079	WIRE YV - BU	2.00	PC.	

PZ_21_126_OS_12/1/2021

D - DENTISTS ARM

1 – FIXED DENTISTS ARM ANCHORED – A655-050-017-0

Item No.	Product name	SP
A655-050-017-0_K-003	FIXED DENTISTS ARM ANCHORED / WHT_MATTE	X
A655-050-017-0_K-005	FIXED DENTISTS ARM ANCHORED / WHT2_MATTE	X

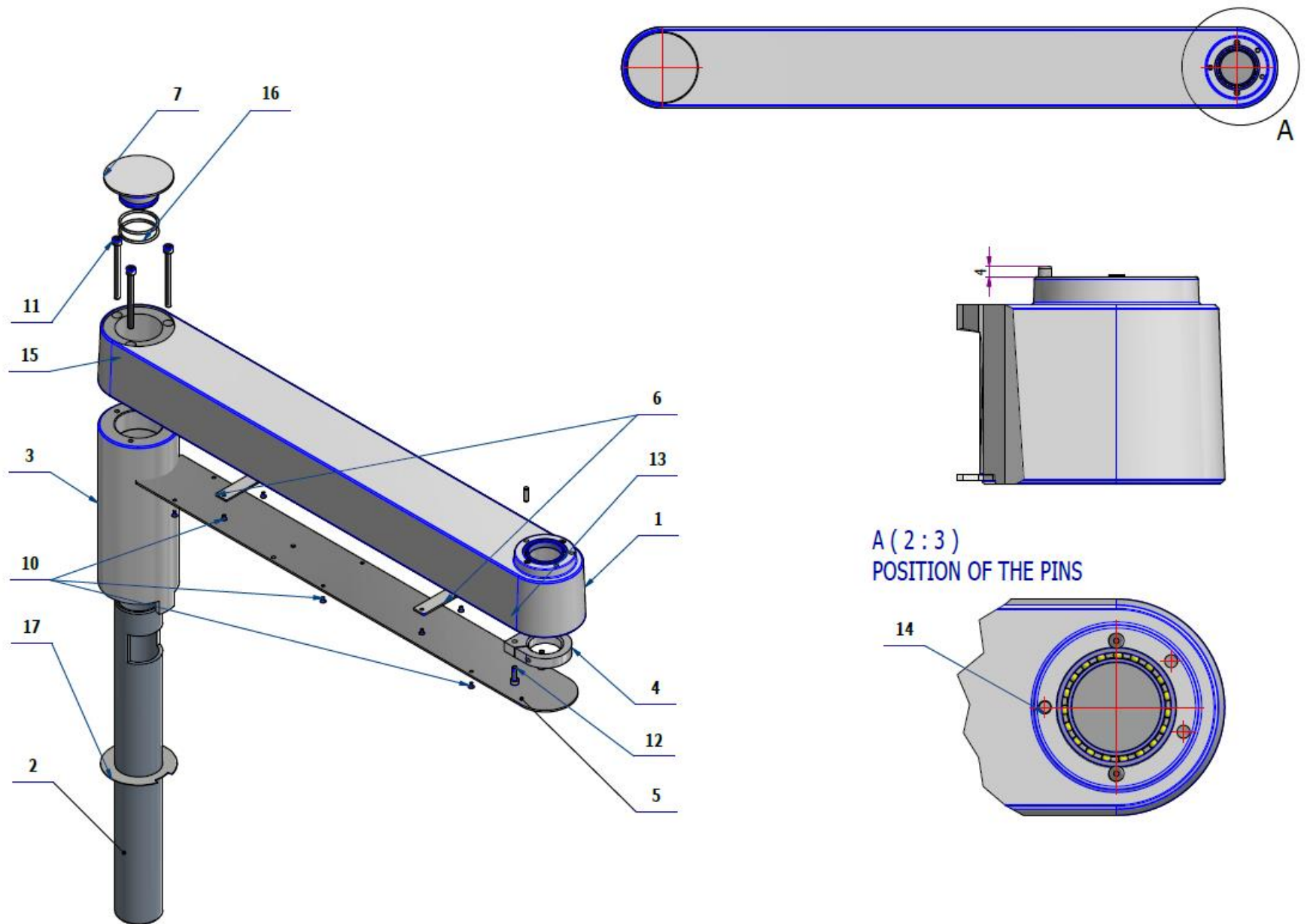


Pos.	Item no.	Product name	QTY	Unit	SP
001	V653-050-053-0	FIXED DENTISTS ARM PAINTED / WHT_MATTE	OPTIONAL	PC.	
001	V653-050-053-0	FIXED DENTISTS ARM PAINTED / WHT2_MATTE	OPTIONAL	PC.	
002	V655-050-031-0	FIXED DENTISTS ARM STUD	1.00	PC.	
003	V655-050-054-0	FIXED DENTISTS ARM SLEEVE / WHT_MATTE	OPTIONAL	PC.	
003	V655-050-054-0	FIXED DENTISTS ARM SLEEVE / WHT2_MATTE	OPTIONAL	PC.	
004	V653-050-032-0	PANTOGRAPH STUD BRAKE	1.00	PC.	
005	V653-050-055-0	FIXED DENTISTS ARM COVER / WHT_MATTE		PC.	
005	V653-050-055-0	FIXED DENTISTS ARM COVER / WHT2_MATTE		PC.	
006	V653-050-033-0	CABLE HOLDER	2.00	PC.	
007	ME309287.031	SCREW M 8X10	2.00	PC.	
010	ME307991.020	SCREW M 3X5 A2	10.00	PC.	
011	ME309543.019	SCREW M 6X70	3.00	PC.	
012	ME311101.005	SCREW M5x16	2.00	PC.	
013	ME309542.006	SCREW M 5x30	1.00	PC.	
014	ME311565.021	PIN P 5m6X16 CYLINDRICAL	1.00	PC.	
015	ME309287.017	SCREW M 6X6	1.00	PC.	
016	V653-050-056-0	SLIDE WASHER	1.00	PC.	
017	V655-090-061-1	STOP ROD	1.00	PC.	
018	V653-090-064-1	STOP ROD THREADED	1.00	PC.	

PZ_22_059 + 22_069_6/2/2022

2 – FIXED DENTISTS ARM ANCHORED WITHOUT LIGHT – A655-050-018-0

Item No.	Product name	SP
A655-050-018-0_K-003	FIXED DENTISTS ARM ANCHORED WITHOUT LIGHT / WHT_MATTE	X
A655-050-018-0_K-005	FIXED DENTISTS ARM ANCHORED WITHOUT LIGHT / WHT2_MATTE	X



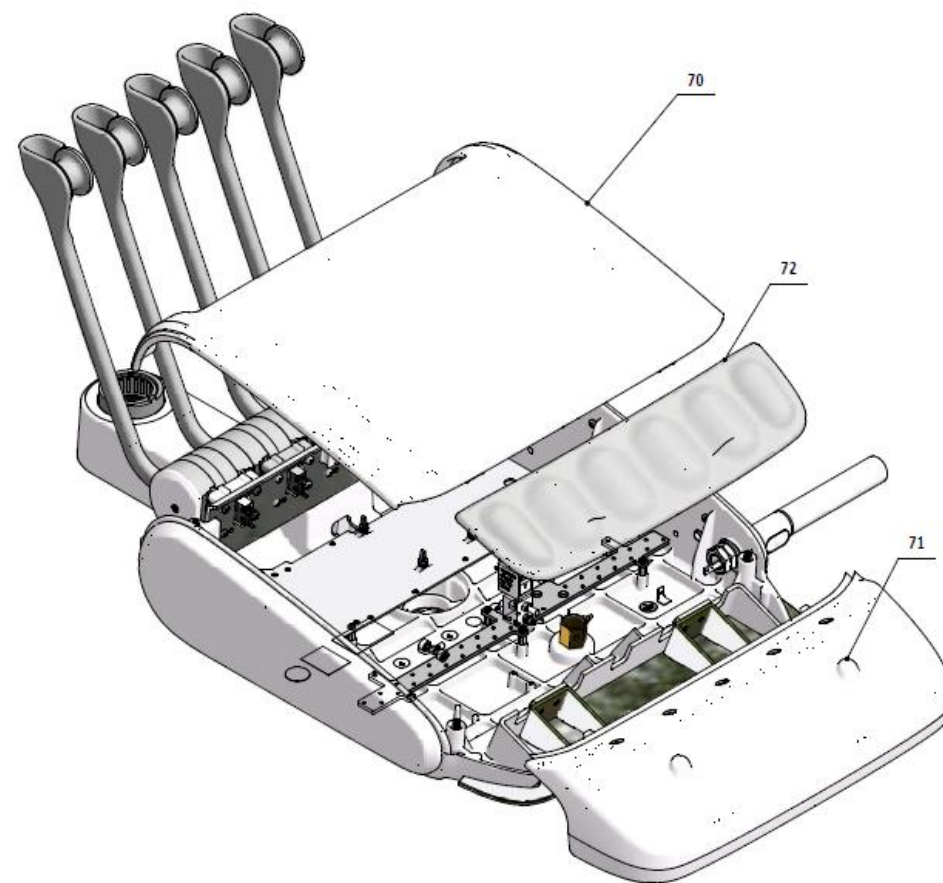
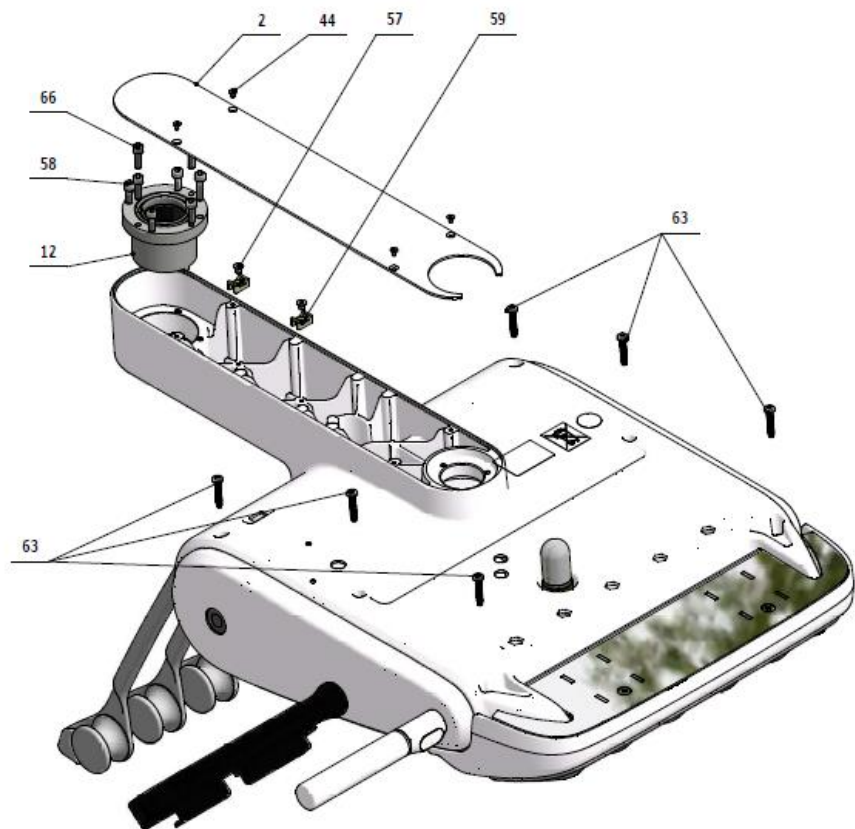
Pos.	Item no.	Product name	QTY	Unit	SP
001	V653-050-053-0	FIXED DENTISTS ARM PAINTED / WHT_MATTE	OPTIONAL	PC.	
001	V653-050-053-0	FIXED DENTISTS ARM PAINTED / WHT2_MATTE	OPTIONAL	PC.	
002	V655-050-045-0	FIXED DENTISTS ARM STUD, SHORT	1.00	PC.	
003	V655-050-054-0	FIXED DENTISTS ARM SLEEVE / WHT_MATTE	OPTIONAL	PC.	
003	V655-050-054-0	FIXED DENTISTS ARM SLEEVE / WHT2_MATTE	OPTIONAL	PC.	
004	V653-050-032-0	PANTOGRAPH STUD BRAKE	1.00	PC.	
005	V653-050-055-0	FIXED DENTISTS ARM COVER / WHT_MATTE		PC.	
005	V653-050-055-0	FIXED DENTISTS ARM COVER / WHT2_MATTE		PC.	
006	V653-050-033-0	CABLE HOLDER	2.00	PC.	
007	V653-050-046-0	ARM COVER / WHT_MATTE	OPTIONAL	PC.	
007	V653-050-046-0	ARM COVER / WHT2_MATTE	OPTIONAL	PC.	
010	ME307991.020	SCREW M 3X5 A2	10.00	PC.	
011	ME309543.019	SCREW M 6X70	3.00	PC.	
012	ME311101.005	SCREW M5x16	2.00	PC.	
013	ME309542.006	SCREW M 5x30	1.00	PC.	
014	ME311565.021	PIN P 5m6X16 CYLINDRICAL	1.00	PC.	
015	ME309287.017	SCREW M 6X6	1.00	PC.	
016	ME273111.018	O RING P 35,5X2,65 NBR 80	2.00	PC.	
017	V653-050-056-0	SLIDING WASHER	1.00	PC.	

PZ_22_069_5/26/2022

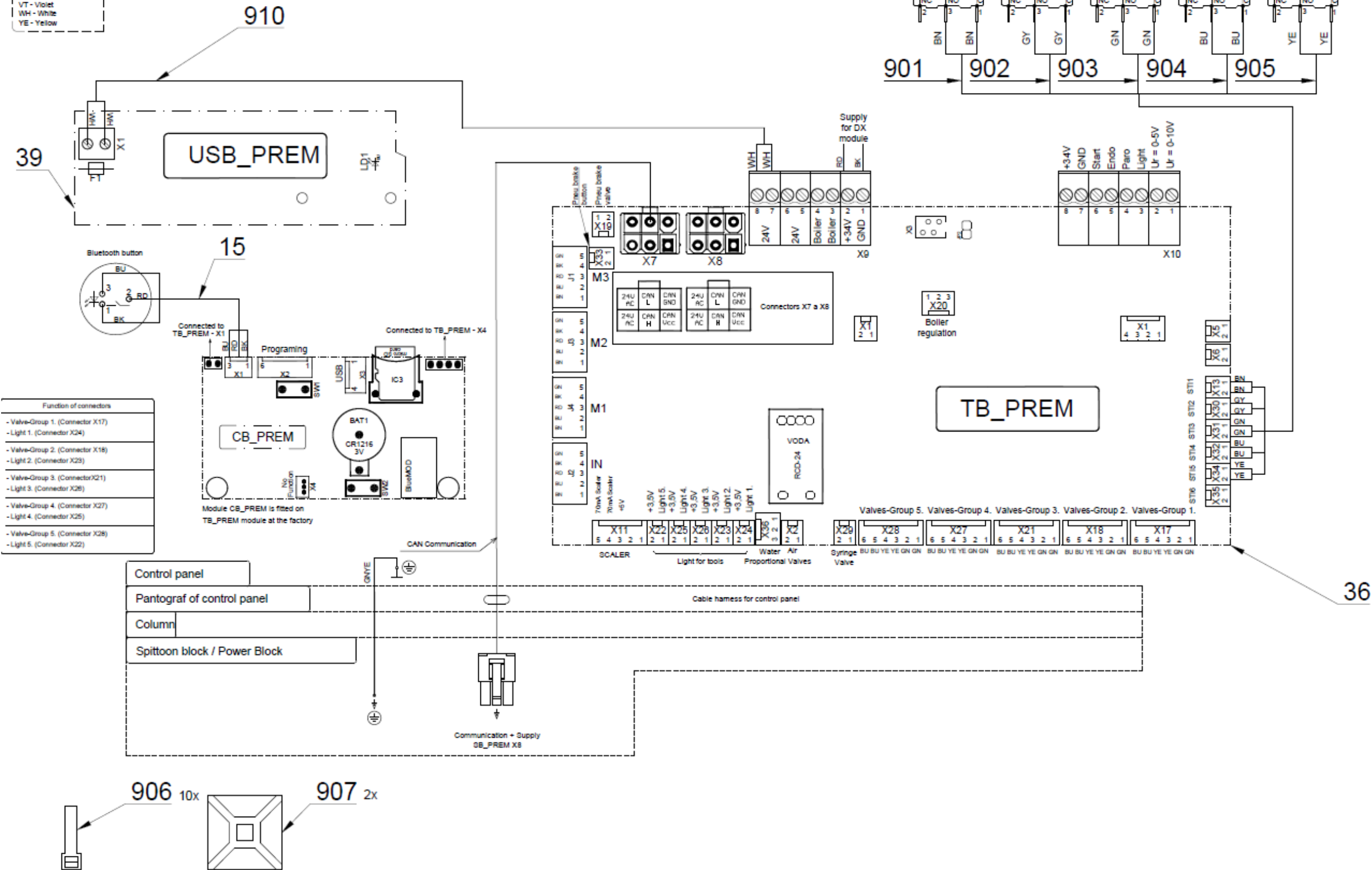
E - DENTIST CONTROL PANELS OVERHEAD LINE

1- CONTROL PANEL 5I – OVERHEAD LINE – A653-150-001-1

Item No.	Product name	SP
A653-150-001-1_ K-001	CONTROL PANEL 5I – OVERHEAD LINE / UNPAINTED	X
A653-150-001-1_ K-003	CONTROL PANEL 5I / WHT_MATTE	X
A653-150-001-1_ K-005	CONTROL PANEL 5I / WHT2_MATTE	X



BK - Black
 BN - Brown
 BU - Blue
 GN - Green
 GNYE - Green/Yellow
 GY - Grey
 OG - Orange
 PK - Pink
 RD - Red
 VT - Violet
 WH - White
 YE - Yellow



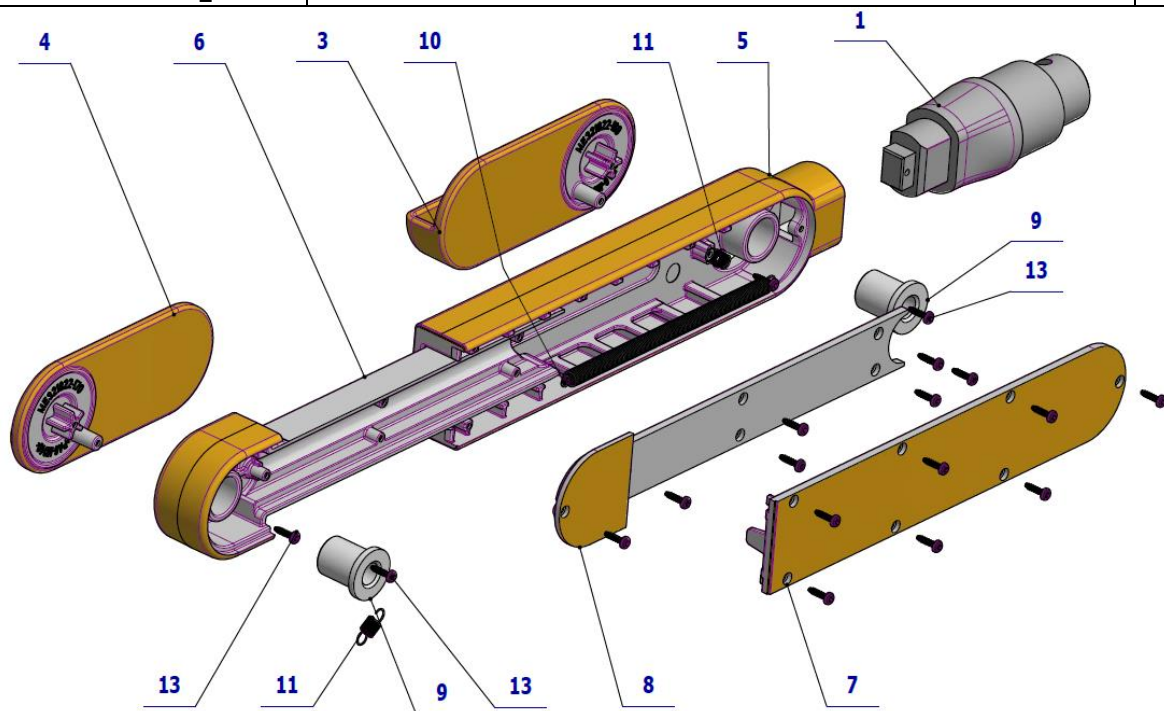
Pos.	Item no.	Product name	QTY	Unit	SP
001	V653-150-026-0	BASE, DENTISTS TABLE 5N,6N OL / WHT_MATTE	OPTIONAL	PC.	X
001	V653-150-026-0	BASE, DENTISTS TABLE 5N,6N OL / WHT2_MATTE	OPTIONAL	PC.	X
003	V653-150-002-0	ELECTRONICS BOARD	1.00	PC.	X
004	V653-150-003-0	PLATE FOR VALVES	1.00	PC.	X
005	V653-150-004-0	PLATE FOR WHIPS	1.00	PC.	X
008	V653-150-102-0	WHIP SHAFT	5.00	PC.	X
009	A653-150-045-0>>	TABLET HOLDER – RIGHT	1.00	PC.	X
010	V653-150-027-0	PLUG / WHT_MATTE	OPTIONAL	PC.	X
010	V653-150-027-0	PLUG / WHT2_MATTE	OPTIONAL	PC.	X
011	V653-150-013-0	TABLET HOLDER MOUNT	1.00	PC.	X
012	V653-150-029-1	BEARING CASE COMPLETE	1.00	PC.	X
013	V629.74-03-01	SWITCH HOUSING	1.00	PC.	X
014	V629.74-03-03	NUT	1.00	PC.	X
015	ME374000.442	BLUETOOTH PREM BUTTON	1.00	PC.	X
016	ME311733.031	LOCK RING P 14	1.00	PC.	
017	ME735552.198	FOIL, BLUETOOTH P21.8 PREM	1.00	PC.	X
018	ME323427.053	SLIDING BUSHING RFM-0507-05	10.00	PC.	X
019	ME321822.160	BASICH WHIP	5.00	PC.	X
020	ME321822.161	MIDDLE WHIP	5.00	PC.	X
021	ME321822.162	WHIP WHEEL	5.00	PC.	X
022	ME321822.164	COVER 5I LEFT	5.00	PC.	X
023	ME315000.042	MAIN WHIP SPRING	5.00	PC.	X
024	ME321822.165	COVER 5I RIGHT	5.00	PC.	
025	ME321822.168	COVER UNI FITTINGS	2.00	PC.	
027	ME321822.152	SIDEWALL, RIGHT	OPTIONAL	PC.	X
027	V653-150-181-0	SIDEWALL, RIGHT/ WHT_MATTE	OPTIONAL	PC.	X
027	V653-150-181-0	SIDEWALL, RIGHT/ WHT2_MATTE	OPTIONAL	PC.	X
029	ME321822.158	SIDEWALL LEFT WITHOUT BT	OPTIONAL	PC.	X
029	V653-150-183-0	SIDEWALL LEFT WITHOUT BT/ WHT_MATTE	OPTIONAL	PC.	X
029	V653-150-183-0	SIDEWALL LEFT WITHOUT BT/ WHT2_MATTE	OPTIONAL	PC.	X
035	ME371418.027	SPACER POST.h=6,4mm SNAP-TYPE	6.00	PC.	X
036	ME374000.489	MODUL TB+CB PREM_R	1.00	PC.	X
038	ME371418.032	SPACER POST M3x10	10.00	PC.	X
039	ME374000.469	MODUL USB_PREM2	1.00	PC.	
040	ME374415.035	MICROSWITCH OMRON SS-5GL2T	5.00	PC.	X
045	ME309256.013	SCREW M 6x10	4.00	PC.	
046	ME309255.051	SCREW M 3X6	12.00	PC.	
047	ME307001.027	SCREW STP39 4x13 -T20	6.00	PC.	
048	ME309543	SCREW M 3X20	2.00	PC.	
049	ME309543.069	SCREW M 5X8	4.00	PC.	
051	ME309543.018	SCREW M 5X30	2.00	PC.	
052	ME309251.078	SCREW M 3X8	8.00	PC.	
053	ME309543.045	SCREW M 5X45	1.00	PC.	
054	ME311210.035	WASHER P 5,3	3.00	PC.	
055	ME309543.131	SCREW M 4X16	1.00	PC.	
057	ME307991.010	SCREW M 4X6	2.00	PC.	
058	ME309543.132	SCREW M 5X20	4.00	PC.	
059	ME345711.049	CABLE TIE HOLDER	2.00	PC.	
060	ME309287.019	SCREW M 8X8	1.00	PC.	
061	ME311732.013	RING PDK 004 AKV – A2	5.00	PC.	
062	ME307001.014	SCREW STP32 4x13 - H2	20.00	PC.	
063	ME307001.015	SCREW STP32 5x25 - H2	6.00	PC.	
064	ME307001.016	SCREW STP33 5x16 - H2	2.00	PC.	
065	ME321000.108	HOLE COVER 237C WHITE	1.00	PC.	
066	ME309231.073	SCREW M 5X16	4.00	PC.	
070	ME321822.151	REAR COVER – OL	OPTIONAL	PC.	X
070	V653-150-184-0	REAR COVER – OL/ WHT_MATTE	OPTIONAL	PC.	X
070	V653-150-184-0	REAR COVER – OL/ WHT2_MATTE	OPTIONAL	PC.	X
071	ME321822.150	FRONT COVER – 5I OL	OPTIONAL	PC.	X
071	V653-150-185-0	FRONT COVER – 5I OL/ WHT_MATTE	OPTIONAL	PC.	X

071	V653-150-185-0	FRONT COVER – 5I OL/ WHT2_MATTE	OPTIONAL	PC.	X
072	ME321822.197	SILICONE PAD 5I OL	1.00	PC.	
078	A653-150-005-0>>	ACC.HANDLE FOR PNEUMATIC BRAKE RIGHT		PC.	
079	A653-150-006-0>>	ACC.FIXED HANDLE		PC.	
080	V622.28-69-01	TANK PORT	1.00	PC.	X
081	V605.02-60-01	TANK	1.00	PC.	X
082	V622.28-69-02	NOZZLE	1.00	PC.	X
083	V622.28-69-05	TANK NUT	1.00	PC.	X
084	ME336401.009	ADAPTER M5220-1	1.00	PC.	X
085	ME273114.031	FILTER	1.00	PC.	X
090	ME336401.029	ADAPTER T230-1	2.00	PC.	X
091	ME336401.032	ADAPTER 4PX230-1	1.00	PC.	X
092	ME336401.027	ADAPTER T230/210-1	1.00	PC.	X
093	ME336401.015	ADAPTER T210-1	2.00	PC.	X
096	ME336401.002	ADAPTER 4PX210-1	1.00	PC.	X
097	ME345711.028	HOSE PUR 3,8/6,4 BLUE	0.50	M	
098	ME283367.024	HOSE PUR 1,5/2,7 GREEN	0.50	M	
099	ME343415.031	HOSE SILICONE 5X1.5 GREY	0.10	M	
100	ME283367.025	HOSE PUR 2,9/4,7 BLUE	0.05	M	
122	ME735552.115	GROUNDING SYMBOL 4-2240.017	1.00	PC.	
131	ME627430.002	SINGLE-SIDED SEALING TAPE s:20mm : WHITE	0.30	PC.	
901	ME374100.090	WIRE YV41	2.00	PC.	X
902	ME374100.089	WIRE YV40	2.00	PC.	X
903	ME374100.037	WIRE YV - GN	2.00	PC.	X
904	ME374100.079	WIRE YV – BU	2.00	PC.	X
905	ME374100.038	WIRE YV - YE	2.00	PC.	X
906	ME397900.012	CABLE TIE F 0301 CV-094	10.00	PC.	
907	ME345711.034	CLAMP F0505 HC 101	2.00	PC.	
908	A653-150-902-0	CONDENSER - ASSEMBLY	1.00	PC.	X
910	A653-150-901-0	WIRES 0.5 - WH - 0.35m	1.00	PC.	X

PZ_22_034_4/8/2022_PZ_22_082_PZ_22_117

1.1-TABLET HOLDER – RIGHT – A653-150-045-0

Item No.	Product name	SP
A653-150-045-0_K-001	TABLET HOLDER - RIGHT	X

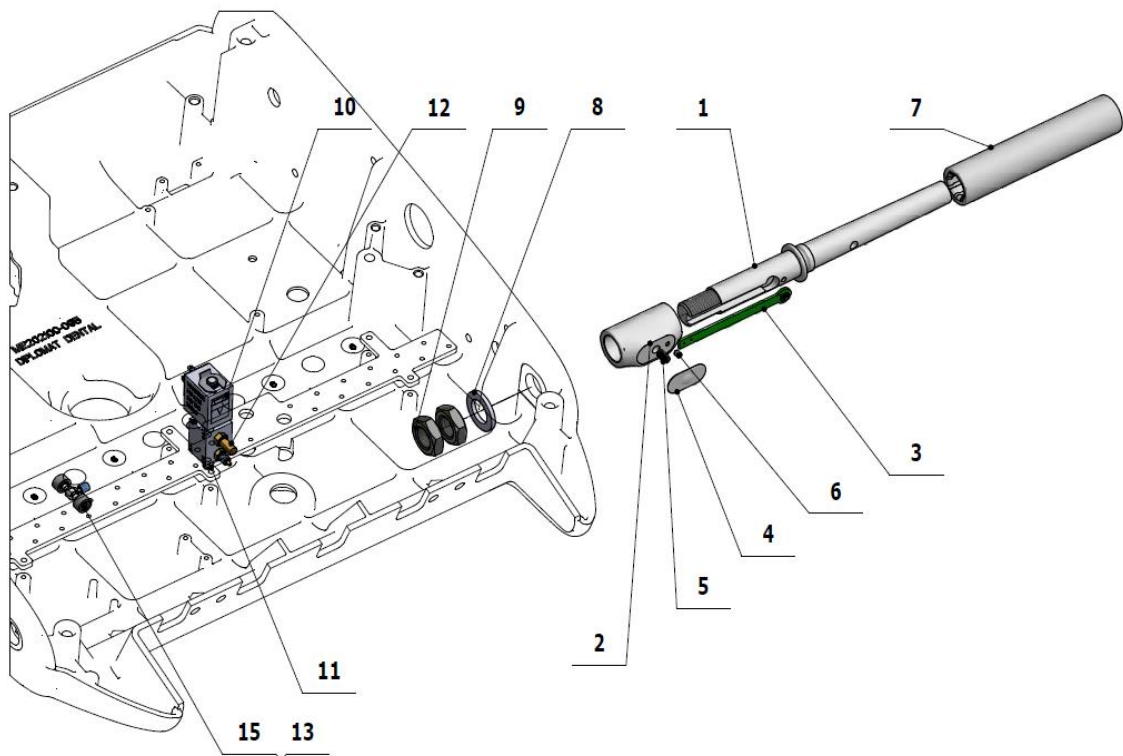


Pos.	Item no.	Product name	QTY	Unit	SP
001	V653-150-159-0	FIX CONNECTOR / RAL7021_M	1.00	PC.	
003	ME321822.169	TABLET HOLDER ARM LEFT	1.00	PC.	
004	ME321822.170	TABLET HOLDER ARM RIGHT	1.00	PC.	
005	ME321822.171	TABLET HOLDER BODY	1.00	PC.	
006	ME321822.172	SLIDING PART OF HOLDER	1.00	PC.	
007	ME321822.173	COVER OF TABLET HOLDER BODY	1.00	PC.	
008	ME321822.174	COVER OF SLIDIN PART OF HOLDER	1.00	PC.	
009	V653-150-150-0	ARM BUSHING	2.00	PC.	
010	ME315000.040	MAINSRING	1.00	PC.	
011	ME315000.039	ARMSRING	2.00	PC.	
013	ME307001.022	SCREW STP39A 1.8x8 - T6	18.00	PC.	

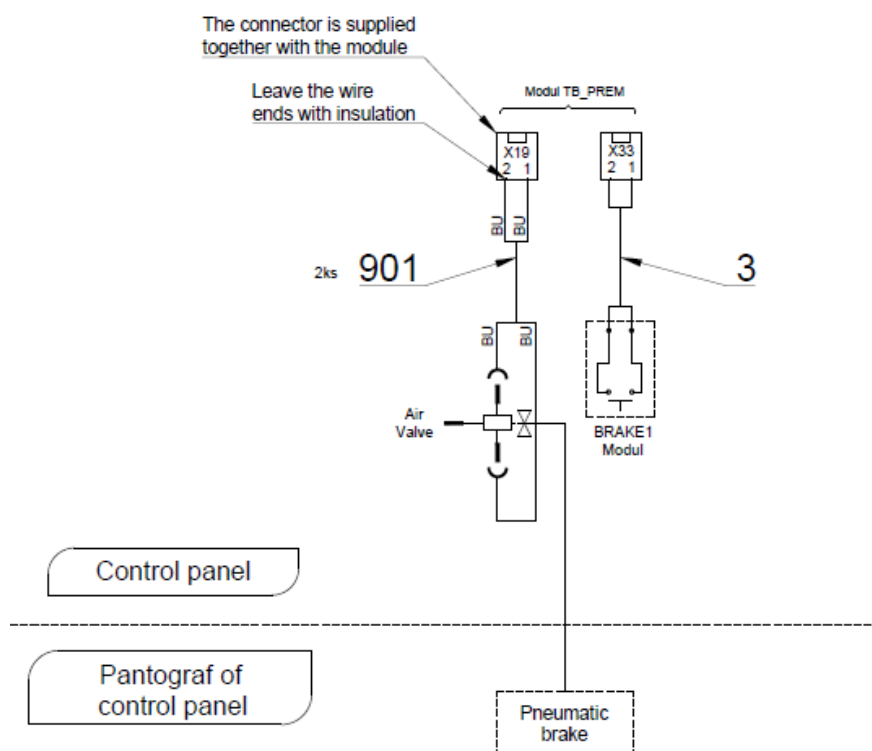
4/23/2021

1.2 - ACC.HANDLE FOR PNEUMATIC BRAKE RIGHT - A653-150-005-0

Item No.	Product name	SP
A653-150-005-0_K-001	ACC. HANDLE FOR PNEUMATIC BRAKE RIGHT / WHT_MATTE	X
A653-150-005-0_K-005	ACC. HANDLE FOR PNEUMATIC BRAKE RIGHT / WHT2_MATTE	X



BK - Black
BN - Brown
BU - Blue
GN - Green
GNYE - Green/Yellow
GY - Grey
OG - Orange
PK - Pink
RD - Red
VT - Violet
WH - White
YE - Yellow

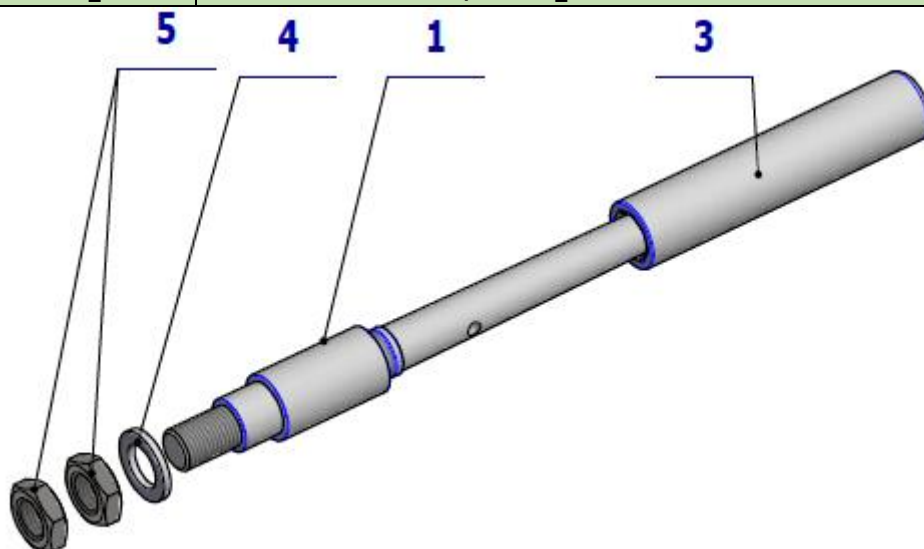


Pos.	Item no.	Product name	QTY	Unit	SP
001	V653-150-016-0	AXIS HANDLE PNEU / WHT_MATTE	OPTIONAL	PC.	
001	V653-150-016-0	AXIS HANDLE PNEU / WHT2_MATTE	OPTIONAL	PC.	
002	V653-150-017-0	BUTTON HOUSING / WHT_MATTE	OPTIONAL	PC.	
002	V653-150-017-0	BUTTON HOUSING / WHT2_MATTE	OPTIONAL	PC.	
003	ME374000.321	MODUL BRAKE 1	1.00	PC.	
004	ME735552.203	BRAKE FOIL_v2020	1.00	PC.	
005	V653-150-018-0	BUTTON ROLLER	1.00	PC.	
006	ME309281.090	SCREW M 3X5	1.00	PC.	
007	ME321822.079	HANDLE BELT RP 71791/60U white	1.00	PC.	
008	ME311210.036	WASHER P 15	1.00	PC.	
009	ME311120.100	NUT M 14x1.5 NIZKA ZN	2.00	PC.	
010	A653-150-025-0	VALVE V365B01G-ZE30A, M5x12 24V DC - ASSEMBLY	1.00	PC.	
011	ME309543.100	SCREW M 4X6	2.00	PC.	
012	ME444000.002	SILENCER 2931-M5	1.00	PC.	
013	ME343415.031	HOSE SILICONE 5X1.5 GREY	0.02	M	
014	V608.45-00-08	LOCK RING 1	4.00	PC.	
015	ME336401.027	ADAPTER T230/210-1	1.00	PC.	
016	ME345711.024	HOSE PUR 1,5/2,7 BLUE	0.30	M	
901	ME374100.079	WIRE YV - BU	2.00	PC.	

PZ_22_012_2/8/2022

1.3 - ADD. FIXED HANDLE - A653-150-006-0

Item No.	Product name	SP
A653-150-006-0_K-001	ADD. FIXED HANDLE / WHT_MATTE	X
A653-150-006-0_K-005	ADD. FIXED HANDLE / WHT2_MATTE	X

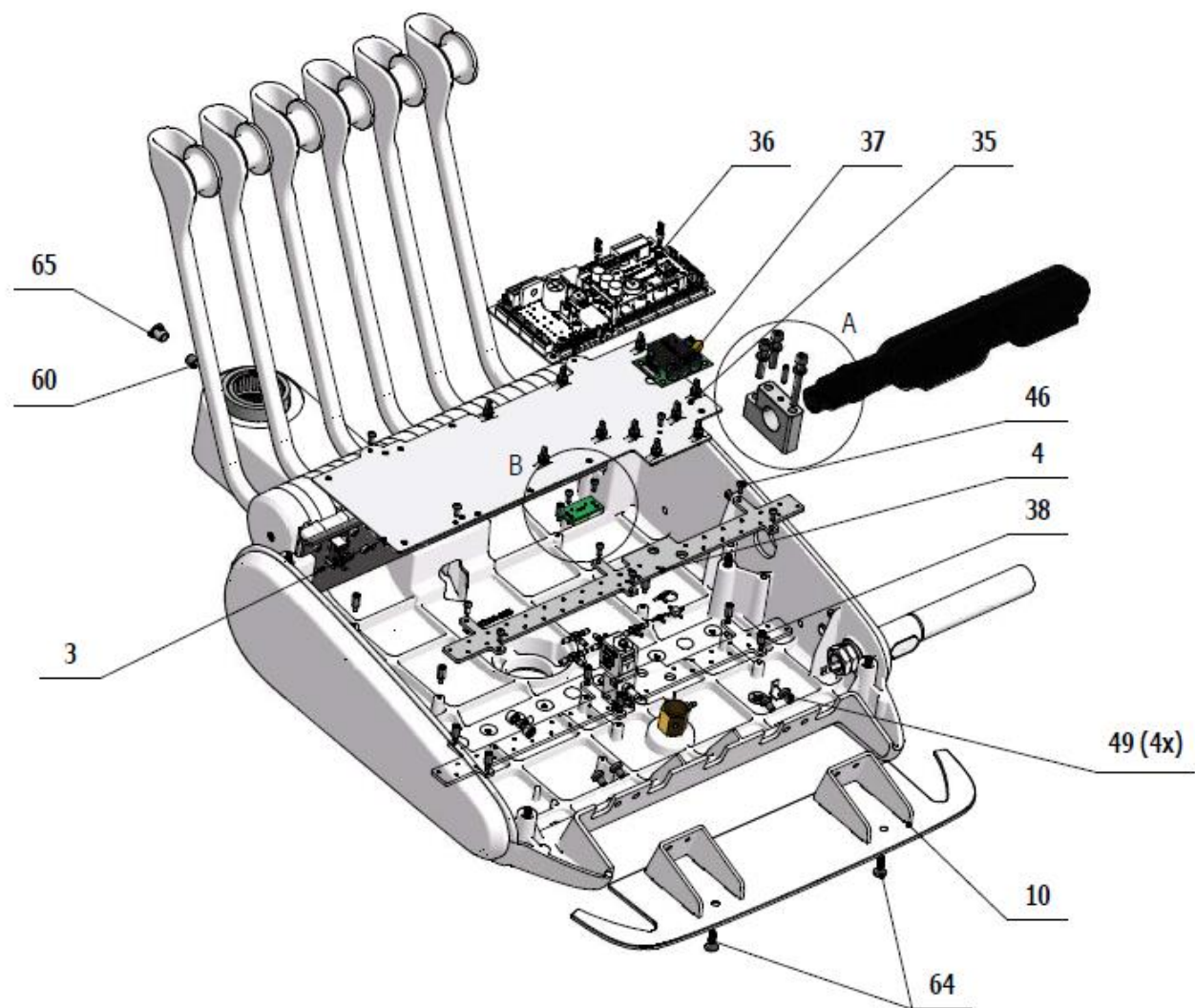


Pos.	Item no.	Product name	QTY	Unit	SP
001	V653-150-014-0	AXIS HANDLE SIMPLE / WHT_MATTE	OPTIONAL	PC.	X
001	V653-150-014-0	AXIS HANDLE SIMPLE / WHT2_MATTE	OPTIONAL	PC.	X
003	ME321822.079	HANDLE BELT RP 71791/60U white	1.00	PC.	
004	ME311210.036	WASHER P 15	1.00	PC.	
005	ME311120.100	NUT M 14x1.5 ZN	2.00	PC.	

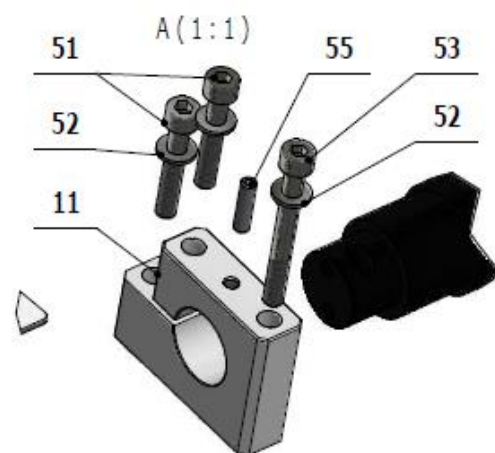
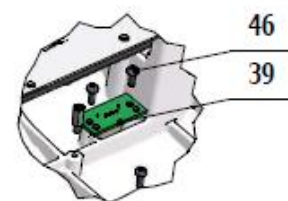
10/13/2021

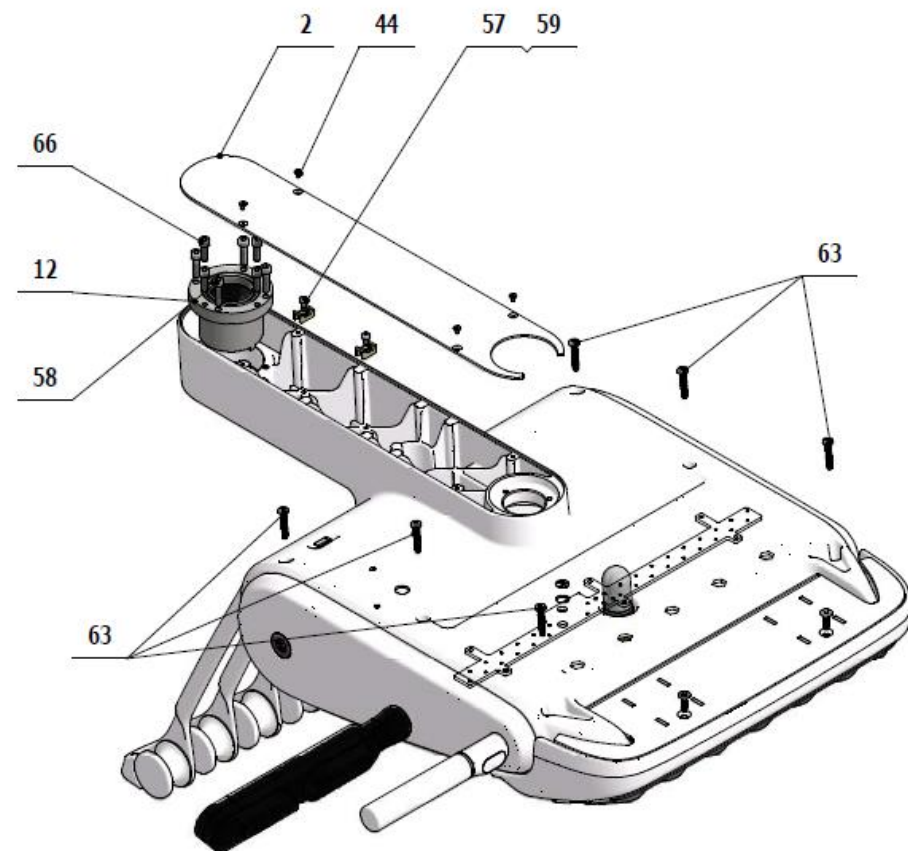
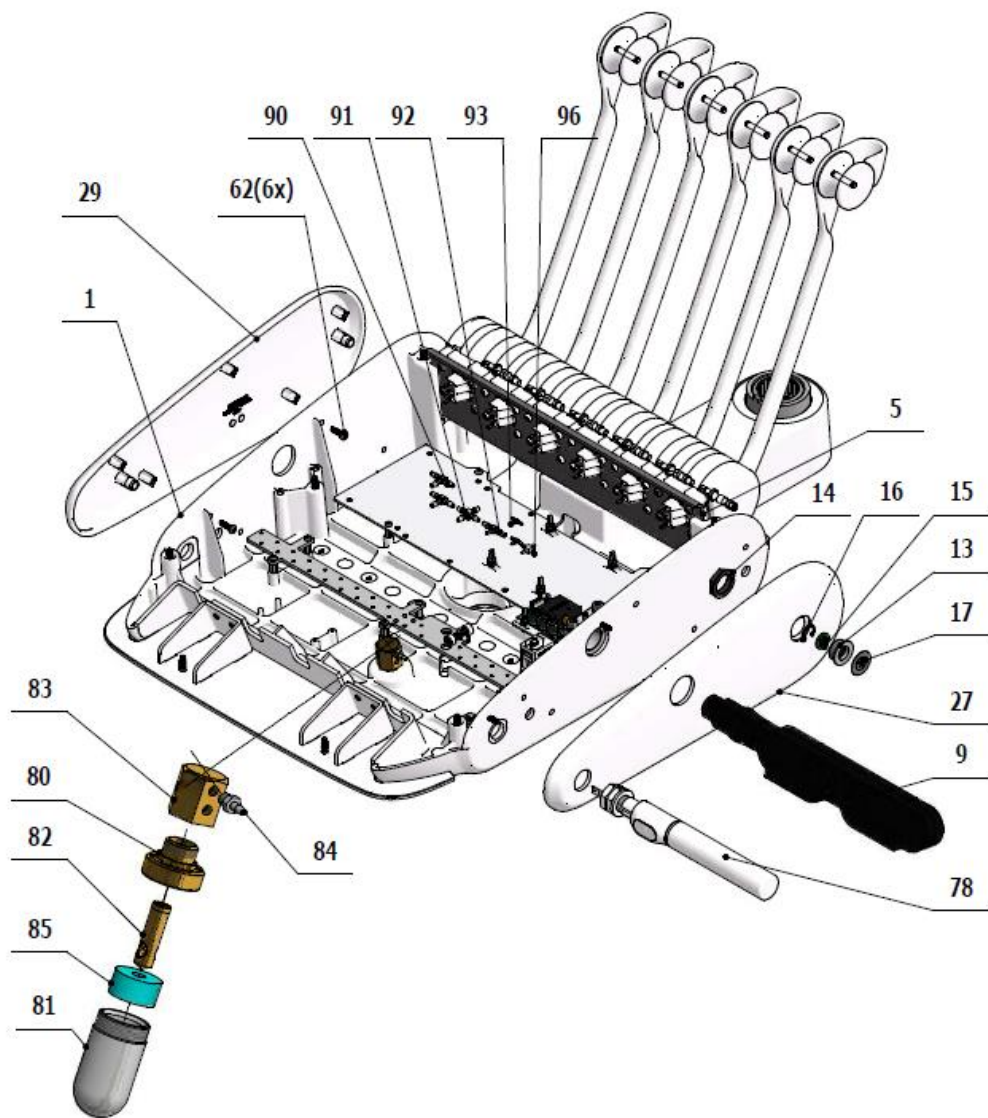
2 - CONTROL PANEL 6I – OVERHEAD LINE – A654-150-001-1

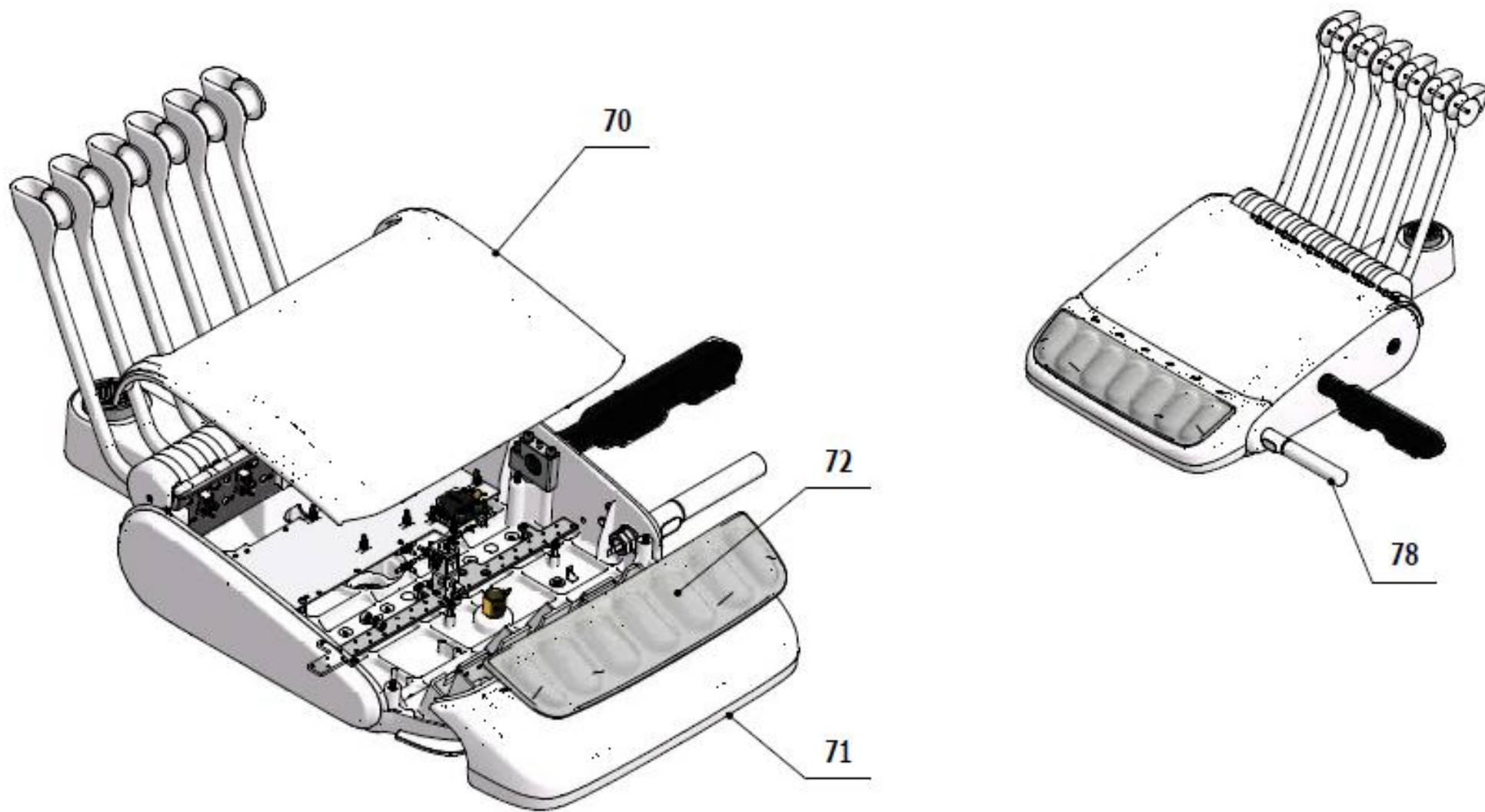
Item No.	Product name	SP
A654-150-001-1_K-001	CONTROL PANEL 6I - OL	X
A654-150-001-1_K-003	ADD. FIXED HANDLE / WHT_MATTE	X
A654-150-001-1_K-005	ADD. FIXED HANDLE / WHT2_MATTE	X



B(1:2)







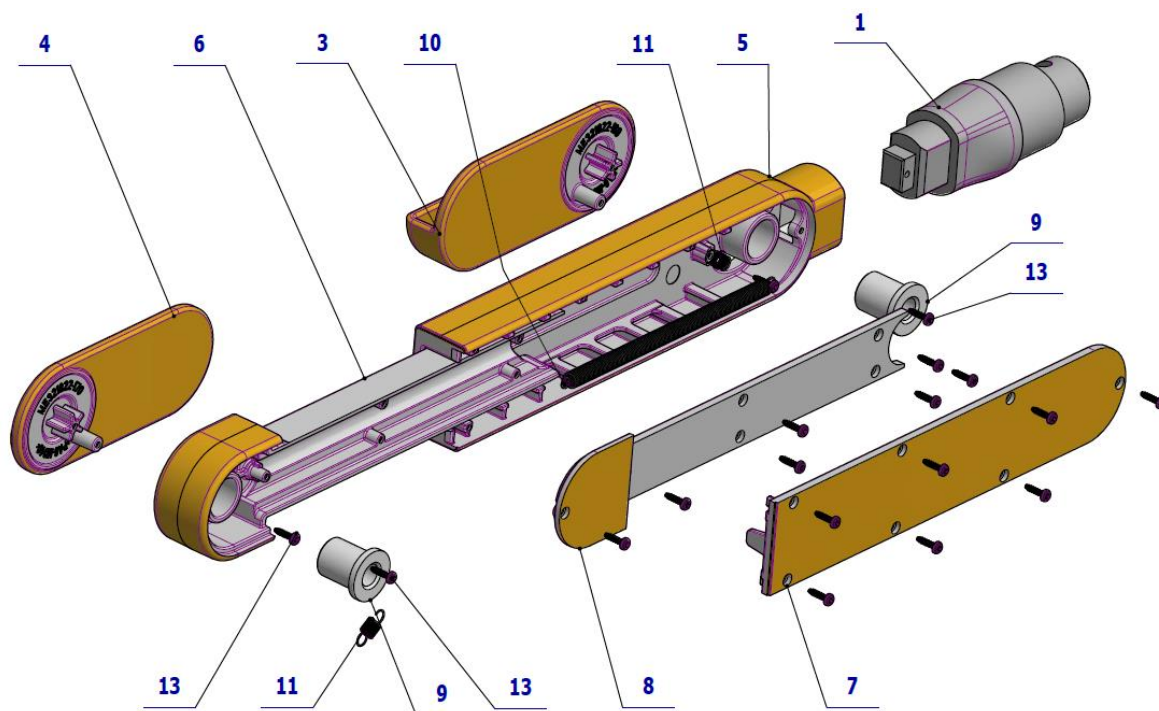
Pos.	Item no.	Product name	QTY	Unit	SP
001	V653-150-026-0	BASIC DENTIST'S CHAIR 5I,6I OL / WHT_MATTE	OPTIONAL	PC.	X
001	V653-150-026-0	BASIC DENTIST'S CHAIR 5I,6I OL / WHT2_MATTE	OPTIONAL	PC.	X
003	V653-150-002-0	ELECTRONICS BOARD	1.00	PC.	X
004	V653-150-003-0	PLATE FOR VALVES	1.00	PC.	X
005	V654-150-004-0	PLATE FOR 6I WHIPS	1.00	PC.	X
008	V653-150-102-0	WHIP SHAFT	6.00	PC.	X
009	A653-150-045-0>>	TABLET HOLDER - RIGHT	1.00	PC.	X
010	V653-150-027-0	PLUG / WHT_MATTE	OPTIONAL	PC.	X
010	V653-150-027-0	PLUG / WHT2_MATTE	OPTIONAL	PC.	X
011	V653-150-013-0	TABLET HOLDER MOUNT	1.00	PC.	X
012	V653-150-029-1	BEARING CASE COMPLETE	1.00	PC.	X
013	V629.74-03-01	SWITCH HOUSING	1.00	PC.	X
014	V629.74-03-03	NUT	1.00	PC.	X
015	ME374000.442	BLUETOOTH PREM BUTTON	1.00	PC.	X
016	ME311733.031	LOCK RING P 14	1.00	PC.	
017	ME735552.198	FOIL, BLUETOOTH P21.8 PREM	1.00	PC.	X
018	ME323427.053	SLIDING BUSHING RFM-0507-05	12.00	PC.	
019	ME321822.160	BASIC WHIP	6.00	PC.	X
020	ME321822.161	MIDDLE WHIP	6.00	PC.	X
021	ME321822.162	WHIP WHEEL	6.00	PC.	X
022	ME321822.166	COVER 6I LEFT	6.00	PC.	X
023	ME315000.042	MAIN WHIP SPRING	6.00	PC.	X
024	ME321822.167	COVER 6I RIGHT	6.00	PC.	X
025	ME321822.168	COVER UNI FITTINGS	2.00	PC.	X
027	ME321822.152	SIDEWALL, RIGHT	OPTIONAL	PC.	X
027	V653-150-181-0	SIDEWALL, RIGHT/ WHT_MATTE	OPTIONAL	PC.	X
027	V653-150-181-0	SIDEWALL, RIGHT/ WHT2_MATTE	OPTIONAL	PC.	X
029	ME321822.158	SIDEWALL LEFT WITHOUT BT	OPTIONAL	PC.	X
029	V653-150-183-0	SIDEWALL LEFT WITHOUT BT/ WHT_MATTE	OPTIONAL	PC.	X
029	V653-150-183-0	SIDEWALL LEFT WITHOUT BT/ WHT2_MATTE	OPTIONAL	PC.	X
035	ME371418.027	SPACER POST.h=6,4mm SNAP-TYPE	6.00	PC.	X
036	ME374000.489	MODUL TB+CB PREM_R	1.00	PC.	X
038	ME371418.032	SPACER POST M3x10	10.00	PC.	X
039	ME374000.469	MODUL USB_PREM2	1.00	PC.	X
040	ME374415.035	MICROSWITCH OMRON SS-5GL2T	5.00	PC.	X
043	ME307001.027	SCREW STP39 4x13 -T20	6.00	PC.	
045	ME309256.013	SCREW M 6x10	4.00	PC.	
046	ME309255.051	SCREW M 3X6	12.00	PC.	
048	ME309543.103	SCREW M 3x20	2.00	PC.	
049	ME309543.069	SCREW M 5X8	4.00	PC.	
051	ME309543.018	SCREW M 5X30	2.00	PC.	
052	ME309543.071	SCREW M 3x6	8.00	PC.	
053	ME309543.045	SCREW M 5X45	1.00	PC.	
055	ME309543.131	SCREW M 4X16	1.00	PC.	
057	ME307991.010	SCREW M 4X6	2.00	PC.	
058	ME309543.132	SCREW M 5X20	4.00	PC.	
059	ME345711.049	CABLE TIE HOLDER	2.00	PC.	
060	ME309287.019	SCREW M 8X8	1.00	PC.	
061	ME311732.013	RING PDK 004 AKV - A2	5.00	PC.	
062	ME307001.014	SCREW STP32 4x13 - H2	20.00	PC.	
063	ME307001.015	SCREW STP32 5x25 - H2	6.00	PC.	
064	ME307001.016	SCREW STP33 5x16 - H2	2.00	PC.	
065	ME321000.108	HOLE COVER 237C WHITE	1.00	PC.	
066	ME309231.073	SCREW M 5X16	4.00	PC.	
070	ME321822.151	REAR COVER - OL	OPTIONAL	PC.	X
070	V653-150-184-0	REAR COVER - OL/ WHT_MATTE	OPTIONAL	PC.	X
070	V653-150-184-0	REAR COVER - OL/ WHT2_MATTE	OPTIONAL	PC.	X
071	ME321822.159	FRONT COVER-6I OL	OPTIONAL	PC.	X
071	V653-150-186-0	FRONT COVER-6I OL/ WHT_MATTE	OPTIONAL	PC.	X

071	V653-150-186-0	FRONT COVER-6I OL/ WHT2_MATTE	OPTIONAL	PC.	X
072	ME321822.198	SILICONE PAD 6I OL	1.00	PC.	X
078	A653-150-005-0>>	ACC. HANDLE FOR PNEUMATIC BRAKE RIGHT		PC.	
079	A653-150-006-0>>	ACC. FIXED HANDLE		PC.	
080	V622.28-69-01	TANK PORT	1.00	PC.	X
081	V605.02-60-01	TANK	1.00	PC.	X
082	V622.28-69-02	NOZZLE	1.00	PC.	X
083	V622.28-69-05	TANK NUT	1.00	PC.	X
084	ME336401.009	ADAPTER M5220-1	1.00	PC.	X
085	ME273114.031	FILTER	1.00	PC.	X
090	ME336401.029	ADAPTER T230-1	2.00	PC.	X
091	ME336401.032	ADAPTER 4PX230-1	1.00	PC.	X
092	ME336401.027	ADAPTER T230/210-1	1.00	PC.	X
093	ME336401.015	ADAPTER T210-1	2.00	PC.	X
096	ME336401.002	ADAPTER 4PX210-1	1.00	PC.	X
097	ME345711.028	HOSE PUR 3,8/6,4 BLUE	0.50	M	
098	ME283367.024	HOSE PUR 1,5/2,7 GREEN	0.50	M	
099	ME343415.031	HOSE SILIKONOVA 5X1.5 GREY	0.10	M	
100	ME283367.025	HOSE PUR 2,9/4,7 BLUE	0.05	M	
122	ME735552.115	GROUNDING SYMBOL 4-2240.017	1.00	PC.	
131	ME627430.002	SINGLE-SIDED SEALING TAPE s:20mm: white	0.30	PC.	
901	ME374100.090	WIRE YV41	2.00	PC.	
902	ME374100.089	WIRE YV40	2.00	PC.	
903	ME374100.037	WIRE YV - GN	2.00	PC.	
904	ME374100.079	WIRE YV - BU	2.00	PC.	
905	ME374100.038	WIRE YV - YE	2.00	PC.	
906	ME374100.102	WIRE 0.25 - RD - 0.40m	2.00	PC.	
907	ME397900.012	CABLE TIE. F 0301 CV-094	10.00	PC.	
908	ME345711.034	CLAMP F0505 HC 101	2.00	PC.	
909	A653-150-902-0	CONDENSER - ASSEMBLY	1.00	PC.	
910	A653-150-901-0	WIRES 0.5 - WH - 0.35m	1.00	PC.	

PZ_22_117_9/27/2022

2.1 - TABLET HOLDER – RIGHT – A653-150-045-0

Item No.	Product name	SP
A653-150-045-0_K-001	TABLET HOLDER - RIGHT	X

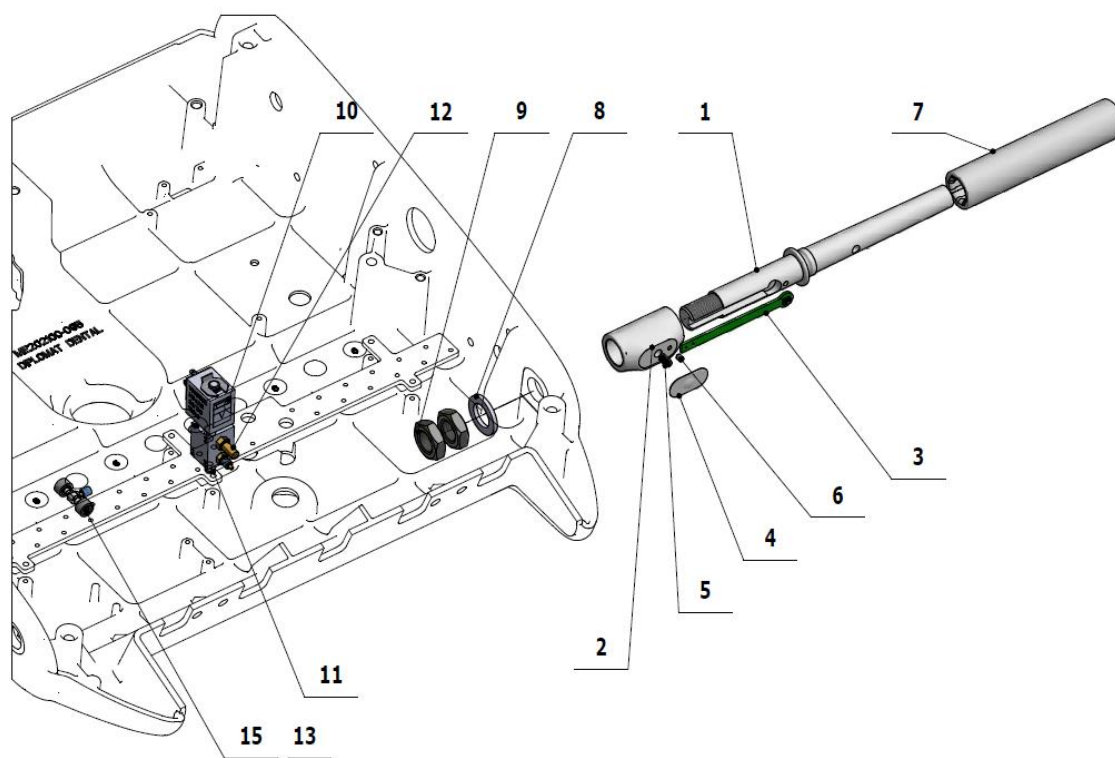


Pos.	Item no.	Product name	QTY	Unit	SP
001	V653-150-159-0	FIX CONNECTOR / RAL7021_M	1.00	PC.	
003	ME321822.169	TABLET HOLDER ARM LEFT	1.00	PC.	
004	ME321822.170	TABLET HOLDER ARM RIGHT	1.00	PC.	
005	ME321822.171	TABLET HOLDER BODY	1.00	PC.	
006	ME321822.172	SLIDING PART OF HOLDER	1.00	PC.	
007	ME321822.173	COVER OF TABLET HOLDER BODY	1.00	PC.	
008	ME321822.174	COVER OF SLIDIN PART OF HOLDER	1.00	PC.	
009	V653-150-150-0	ARM BUSHING	2.00	PC.	
010	ME315000.040	MAINSRING	1.00	PC.	
011	ME315000.039	ARMSRING	2.00	PC.	
013	ME307001.022	SCREW STP39A 1.8x8 - T6	18.00	PC.	

4/23/2021

2.2 - ACC.HANDLE FOR PNEUMATIC BRAKE RIGHT - A653-150-005-0

Item No.	Product name	SP
A653-150-005-0_K-001	ACC. HANDLE FOR PNEUMATIC BRAKE RIGHT / WHT_MATTE	X
A653-150-005-0_K-005	ACC. HANDLE FOR PNEUMATIC BRAKE RIGHT / WHT2_MATTE	X

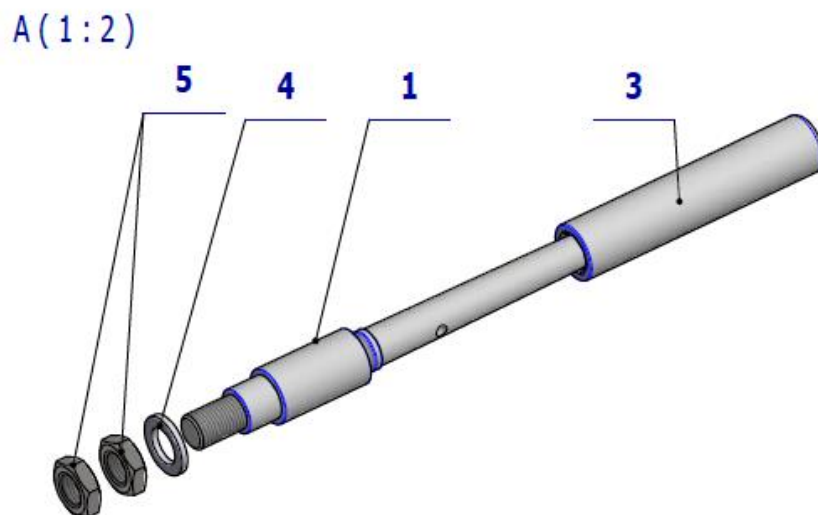
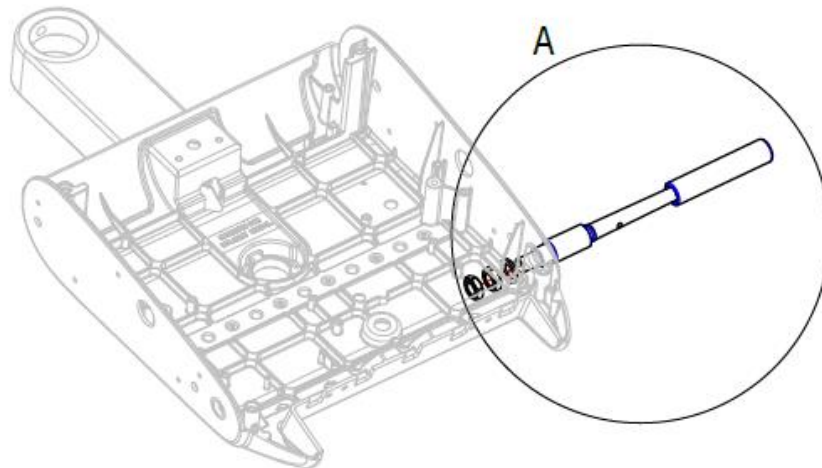


Pos.	Item no.	Product name	QTY	Unit
001	V653-150-016-0	AXIS HANDLE PNEU / WHT_MATTE	OPTIONAL	PC.
001	V653-150-016-0	AXIS HANDLE PNEU / WHT2_MATTE	OPTIONAL	PC.
002	V653-150-017-0	BUTTON HOUSING / WHT_MATTE	OPTIONAL	PC.
002	V653-150-017-0	BUTTON HOUSING / WHT2_MATTE	OPTIONAL	PC.
003	ME374000.321	MODUL BRAKE 1	1.00	PC.
004	ME735552.203	BRAKE FOIL_v2020	1.00	PC.
005	V653-150-018-0	BUTTON ROLLER	1.00	PC.
006	ME309281.090	SCREW M 3X5	1.00	PC.
007	ME321822.079	HANDLE BELT RP 71791/60U white	1.00	PC.
008	ME311210.036	WASHER P 15	1.00	PC.
009	ME311120.100	NUT M 14x1.5 NIZKA ZN	2.00	PC.
010	A653-150-025-0	VALVE V365B01G-ZE30A, M5x12 24V DC - ASSEMBLY	1.00	PC.
011	ME309543.100	SCREW M 4X6	2.00	PC.
012	ME444000.002	SILENCER 2931-M5	1.00	PC.
013	ME343415.031	HOSE SILICONE 5X1.5 GREY	0.02	M
014	V608.45-00-08	LOCK RING 1	4.00	PC.
015	ME336401.027	ADAPTER T230/210-1	1.00	PC.
016	ME345711.024	HOSE PUR 1,5/2,7 BLUE	0.30	M

PZ_22_012_2/8/2022

2.3 - ADD. FIXED HANDLE - A653-150-006-0

Item No.	Product name	SP
A653-150-006-0_K-001	ADD. FIXED HANDLE / WHT_MATTE	X
A653-150-006-0_K-005	ADD. FIXED HANDLE / WHT2_MATTE	X



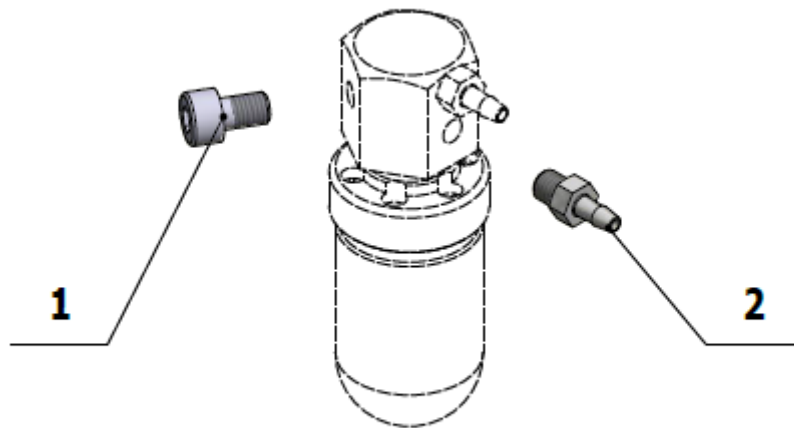
Pos.	Item no.	Product name	QTY	Unit	SP
001	V653-150-014-0	AXIS HANDLE SIMPLE / WHT_MATTE	OPTIONAL	PC.	
001	V653-150-014-0	AXIS HANDLE SIMPLE / WHT2_MATTE	OPTIONAL	PC.	
003	ME321822.079	HANDLE BELT RP 71791/60U white	1.00	PC.	
004	ME311210.036	WASHER P 15	1.00	PC.	
005	ME311120.100	NUT M 14x1.5 ZN	2.00	PC.	

10/13/2021

3 - SETS FOR ROTARY INSTRUMENTS

3.1 - SET FOR 2 ROTARY INSTRUMENTS – A653-150-032-0

Item No.	Product name	SP
A653-150-032-0_K-001	SET FOR 2 ROTARY INSTRUMENTS	X

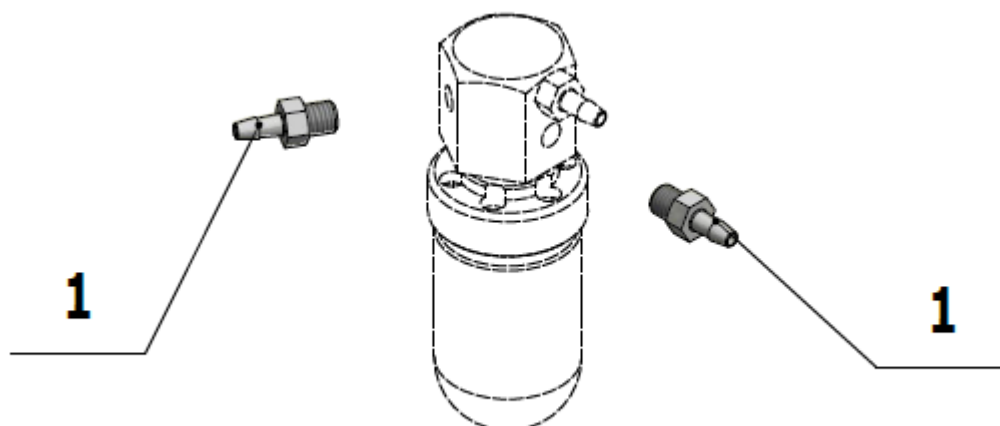


Pos.	Item no.	Product name	QTY	Unit	SP
001	ME309543.093	SCREW M 5X8	1.00	PC.	
002	ME336401.009	ADAPTER M5220-1	1.00	PC.	

12/8/2020

3.2 - SET FOR 3 ROTARY INSTRUMENTS – A653-150-033-0

Item No.	Product name	SP
A653-150-033-0_K-001	SET FOR 3 ROTARY INSTRUMENTS	X

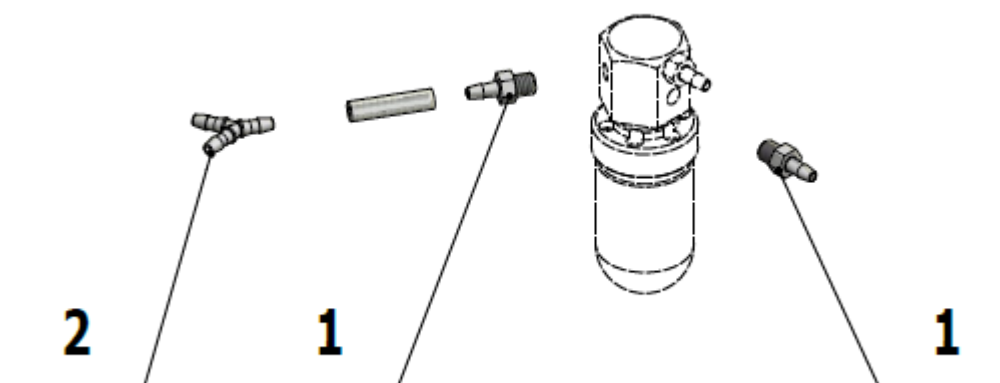


Pos.	Item no.	Product name	QTY	Unit	SP
001	ME336401.009	ADAPTER M5220-1	2.00	PC.	

12/8/2020

3.3 - SET FOR 4 ROTARY INSTRUMENTS – A653-150-034-0

Item No.	Product name	SP
A653-150-034-0_K-001	SET FOR 4 ROTARY INSTRUMENTS	X



Pos.	Item no.	Product name	QTY	Unit	SP
001	ME336401.009	ADAPTER M5220-1	2.00	PC.	
002	ME336401.019	ADAPTER Y220-1	1.00	PC.	

12/8/2020

4 - PROPORTIONAL VALVE ACCESSORY

4.1 – KIT – PROPORTIONAL VALVE – A653-999-034-0

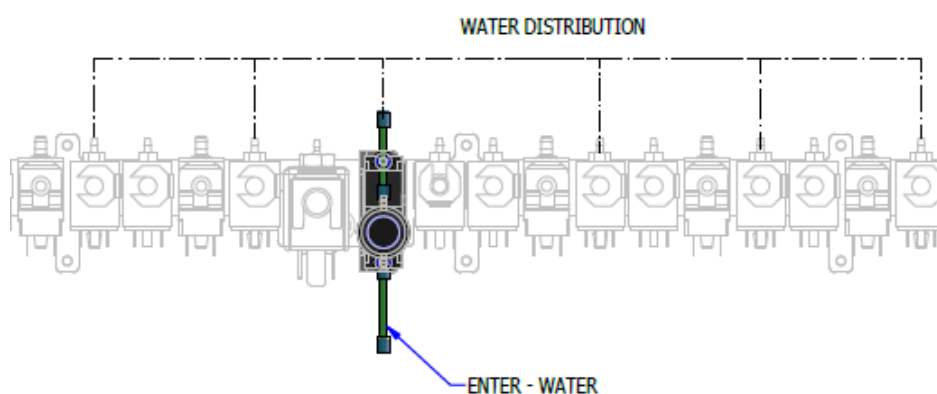
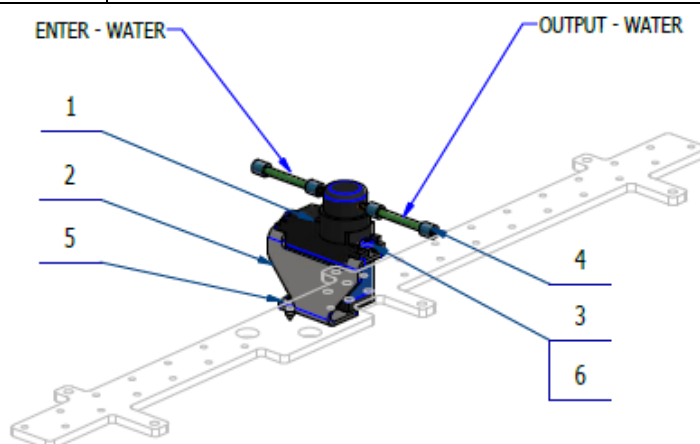
Item No.	Product name	SP
A653-999-034-0_K-001	KIT – PROPORTIONAL VALVE	X

Pos.	Item no.	Product name	QTY	Unit	SP
001	ME551114.006	PROPORTIONAL VALVE SV1	1.00	PC.	
002	ME374060.011	HOUSING NSG 25-3	1.00	PC.	
003	ME372010.141	CRIMPE CONTACT NSK 25-0	3.00	PC.	

2/22/2022

4.2 - PROPORTIONAL VALVE ACCESSORY – A653-292-001-0

Item No.	Product name	SP
A653-292-001-0_K-001	PROPORTIONAL VALVE ACCESSORY	X

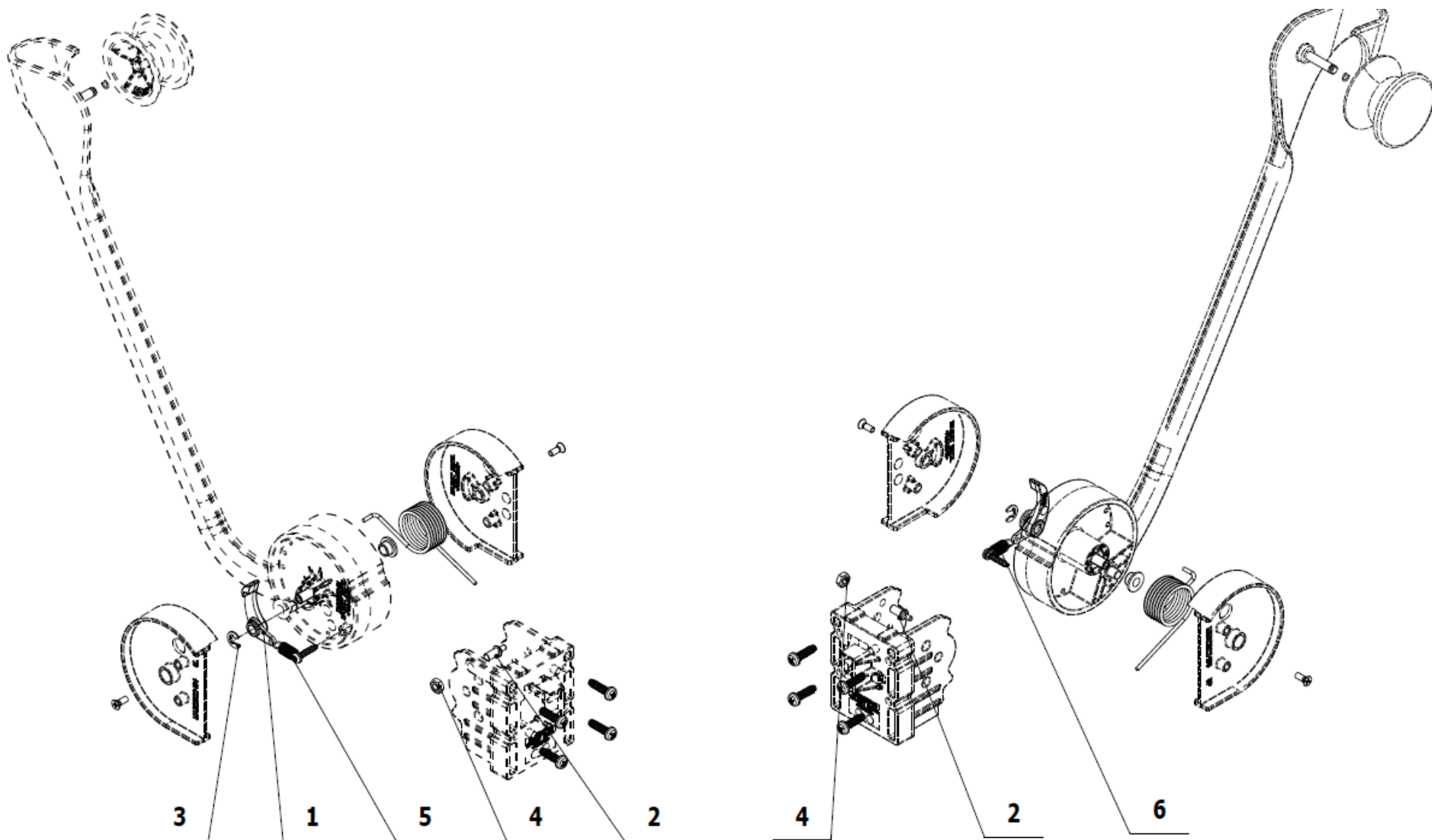


Pos.	Item no.	Product name	QTY	Unit	SP
001	ME551114.006	PROPORTIONAL VALVE SV1	1.00	PC.	
002	V647.28-00-14	PROP VALVE MEDITRONIC HOLDER	1.00	PC.	
003	ME309255.051	SCREW M 3X6	2.00	PC.	
004	V608.45-00-08	LOCK RING 1	4.00	PC.	
006	ME311210.026	WASHER P 3,2	2.00	PC.	
005	ME309332.035	SCREW ST 2,9X6.5-C	2.00	PC.	
901	ME372010.141	CRIMPE CONTACT NSK 25-0	3.00	PC.	
902	ME374060.011	HOUSING NSG 25-3	1.00	PC.	

10/20/2020

5 - WHIP DETENT ACCESSORY – A653-294-001-0

Item No.	Product name	SP
A653-294-001-0_ K-001	WHIP DETENT ACCESSORY	X



Pos.	Item no	Product name	QTY	Unit	SP
001	ME321822.163	WHIP LATCH	1.00	PC.	X
002	V653-150-103-0	DETENT SHAFT	1.00	PC.	X
003	ME311732.004	LOCK RING P 4 ZN	1.00	PC.	
004	ME311120.016	NUT M 4	1.00	PC.	
005	ME307001.003	SCREW STP39 3x14 - T10	1.00	PC.	X
006	ME315000.125	SPRING TZ 0,63x6x15,9x9,25	1.00	PC.	X

10/21/2020

5.1- KIT FOR WHIP INSTALL – 5I – A653-999-027-0

Item No.	Product name	SP
A653-999-027-0_K-001	KIT FOR WHIP INSTAL	X

Pos.	Item no.	Product name	QTY	Unit	SP
001	ME321822.160	WHIP BASE	1.00	PC.	
002	ME321822.161	MIDDLE WHIP	1.00	PC.	
003	ME315000.042	MAIN WHIP SPRING	1.00	PC.	
004	ME321822.162	WHIP WELL	1.00	PC.	
005	V653-150-102-0	AXIS	2.00	PC.	
007	ME307001.014	SCREW STP32 4x13 - H2	4.00	PC.	
008	ME374415.035	MICROSWITCH OMRON SS-5GL2T	1.00	PC.	
009	ME323427.053	SLIP BUSHING RFM-0507-05	2.00	PC.	
010	ME309251.078	SCREW M 3X8	2.00	PC.	
011	ME311732.013	RING PDK 004 AKV – A2	1.00	PC.	
012	ME321822.164	COVER 5N LEFT	1.00	PC.	
013	ME321822.165	COVER 5N RIGHT	1.00	PC.	

11/4/2021

5.2- KIT FOR WHIP WITH DETENT – 5I – A653-999-028-0

Item No.	Product name	SP
A653-999-028-0_K-001	KIT FOR WHIP WITH DETENT	X

Pos.	Item no.	Product name	QTY	Unit	SP
001	ME321822.160	WHIP BASE	1.00	PC.	
002	ME321822.161	MIDDLE WHIP	1.00	PC.	
003	ME315000.042	MAIN WHIP SPRING	1.00	PC.	
004	ME321822.162	WHIP WELL	1.00	PC.	
005	V653-150-102-0	ASIX	2.00	PC.	
007	ME307001.014	SCREW STP32 4x13 - H2	4.00	PC.	
008	ME374415.035	MICROSWITCH OMRON SS-5GL2T	1.00	PC.	
009	ME323427.053	SLIP BUSHING RFM-0507-05	2.00	PC.	
010	ME309251.078	SCREW M 3X8	2.00	PC.	
011	ME311732.013	RING PDK 004 AKV – A2	1.00	PC.	
012	ME321822.163	WHIP LATCH	1.00	PC.	
013	V653-150-103-0	ARETATION AXIS	1.00	PC.	
014	ME315000.125	SPRING TZ 0,63x6x15,9x9,25	1.00	PC.	
015	ME307001.003	SCREW STP39 3x14 - T10	1.00	PC.	
016	ME311732.004	LOCK RING P 4 ZN	1.00	PC.	

017	ME311120.016	NUT M 4	1.00	PC.	
018	ME321822.164	COVER 5N LEFT	1.00	PC.	
019	ME321822.165	COVER 5N RIGHT	1.00	PC.	

Table 211/4/2021

5.3 - KIT FOR WHIP INSTALL – 6I – A653-999-032-0

Item No.	Product name	SP
A653-999-032-0_K-001	KIT FOR WHIP INSTAL – 6I	X

Pos.	Item no.	Product name	QTY	Unit	SP
001	ME321822.160	WHIP BASE	1.00	PC.	
002	ME321822.161	MIDDLE WHIP	1.00	PC.	
003	ME315000.042	MAIN WHIP SPRING	1.00	PC.	
004	ME321822.162	WHIP WELL	1.00	PC.	
005	V653-150-102-0	AXIS	2.00	PC.	
007	ME307001.014	SCREW STP32 4x13 - H2	4.00	PC.	
008	ME374415.035	MICROSWITCH OMRON SS-5GL2T	1.00	PC.	
009	ME323427.053	SLIP BUSHING RFM-0507-05	2.00	PC.	
010	ME309251.078	SCREW M 3X8	2.00	PC.	
011	ME311732.013	RING PDK 004 AKV – A2	1.00	PC.	
012	ME321822.166	COVER 6N LEFT	1.00	PC.	
013	ME321822.167	COVER 6N RIGHT	1.00	PC.	

12/10/2021

5.4 - KIT FOR WHIP WITH DETENT – 6I – A653-999-028-0

Item No.	Product name	SP
A653-999-028-0_K-001	KIT FOR WHIP WITH DETENT – 6I	X

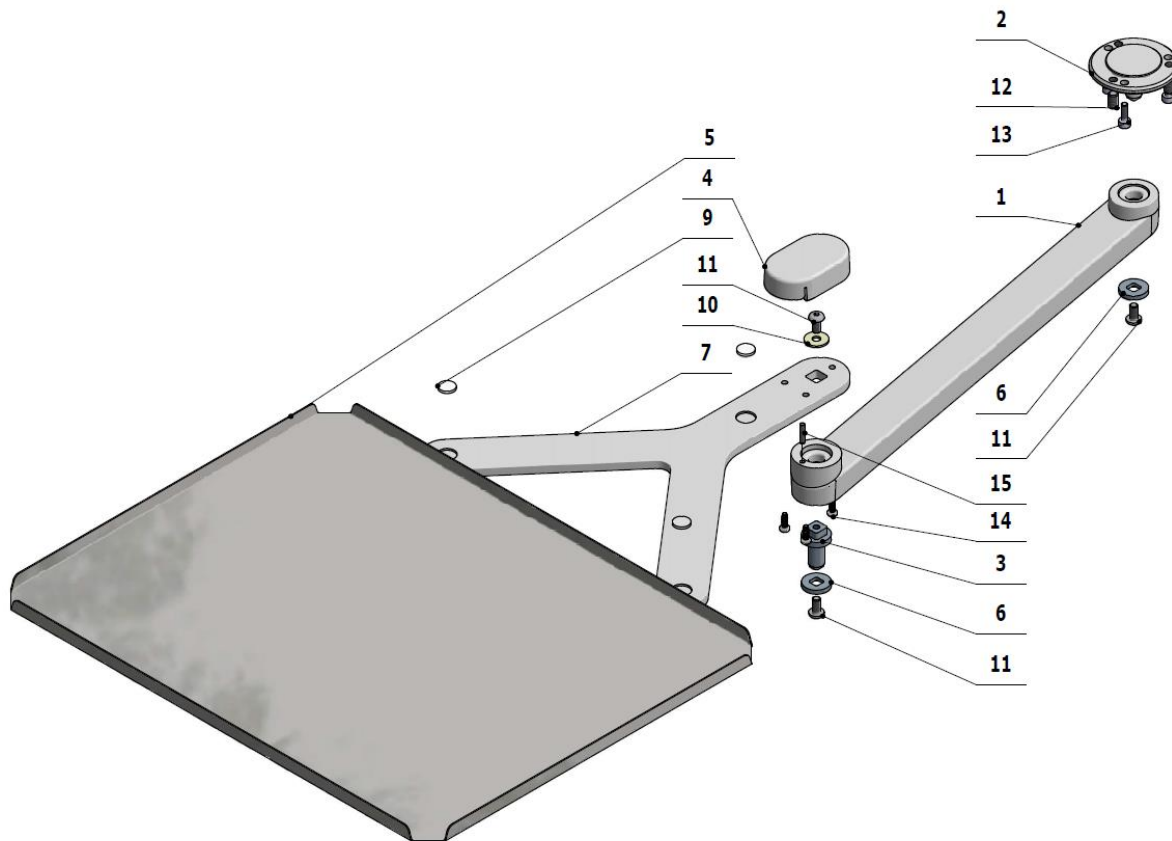
Pos.	Item no.	Product name	QTY	Unit	SP
001	ME321822.160	WHIP BASE	1.00	PC.	
002	ME321822.161	MIDDLE WHIP	1.00	PC.	
003	ME315000.042	MAIN WHIP SPRING	1.00	PC.	
004	ME321822.162	WHIP WELL	1.00	PC.	
005	V653-150-102-0	AXIS	2.00	PC.	
007	ME307001.014	SCREW STP32 4x13 - H2	4.00	PC.	
008	ME374415.035	MICROSWITCH OMRON SS-5GL2T	1.00	PC.	
009	ME323427.053	SLIP BUSHING RFM-0507-05	2.00	PC.	
010	ME309251.078	SCREW M 3X8	2.00	PC.	
011	ME311732.013	RING PDK 004 AKV – A2	1.00	PC.	
012	ME321822.163	WHIP LATCH	1.00	PC.	
013	V653-150-103-0	ARETATION AXIS	1.00	PC.	
014	ME315000.125	SPRING TZ 0,63x6x15,9x9,25	1.00	PC.	
015	ME307001.003	SCREW STP39 3x14 - T10	1.00	PC.	
016	ME311732.004	LOCK RING P 4 ZN	1.00	PC.	
017	ME311120.016	NUT M 4	1.00	PC.	
018	ME321822.164	COVER 5N LEFT	1.00	PC.	
019	ME321822.165	COVER 5N RIGHT	1.00	PC.	

11/4/2021

6 - TRAY CONSOLES

6.1 - DENTIST'S TRAY CONSOLE – A653-300-001-2

Item No.	Product name	SP
A653-300-001-2_K-001	DENTIST'S TRAY CONSOLE / UNPAINTED	X
A653-300-001-2_K-003	DENTIST'S TRAY CONSOLE / WHT_MATTE	X
A653-300-001-2_K-005	DENTIST'S TRAY CONSOLE / WHT2_MATTE	X



Pos.	Item no	Product name	QTY	Unit	SP
001	V653-300-009-2	TRAY ARM / WHT_MATTE	OPTIONAL	PC.	X
001	V653-300-009-2	TRAY ARM / WHT2_MATTE	OPTIONAL	PC.	X
002	V653-300-002-0	ADJUSTABLE BUSHING / WHT_MATTE	OPTIONAL	PC.	X
003	V653-300-012-1	TRAY SHAFT	1.00	PC.	X
004	ME321822.155	TRAY COVER, NO HOLES	OPTIONAL	PC.	X
004	V653-310-101-0	TRAY COVER, NO HOLES / WHT_MATTE	OPTIONAL	PC.	X
006	V653-300-004-0	WASHER	1.00	PC.	X
007	V653-300-011-1	Y BRACKET	OPTIONAL	PC.	X
007	V653-300-011-1	Y BRACKET / WHT_MATTE	OPTIONAL	PC.	X
007	V653-300-011-1	Y BRACKET / WHT2_MATTE	OPTIONAL	PC.	X
009	ME273141.009	BUMPER BUMPON SJ 5616 P	3.00	PC.	X
010	ME311212.018	WASHER P 5,3	2.00	PC.	
011	ME309281.040	SCREW M 5X10	2.00	PC.	
012	ME309287.027	SCREW M 6x10	3.00	PC.	
013	ME309000.008	SCREW M 4X12	3.00	PC.	
014	ME307001.023	SCREW STP32 3.5x10 - H2	3.00	PC.	

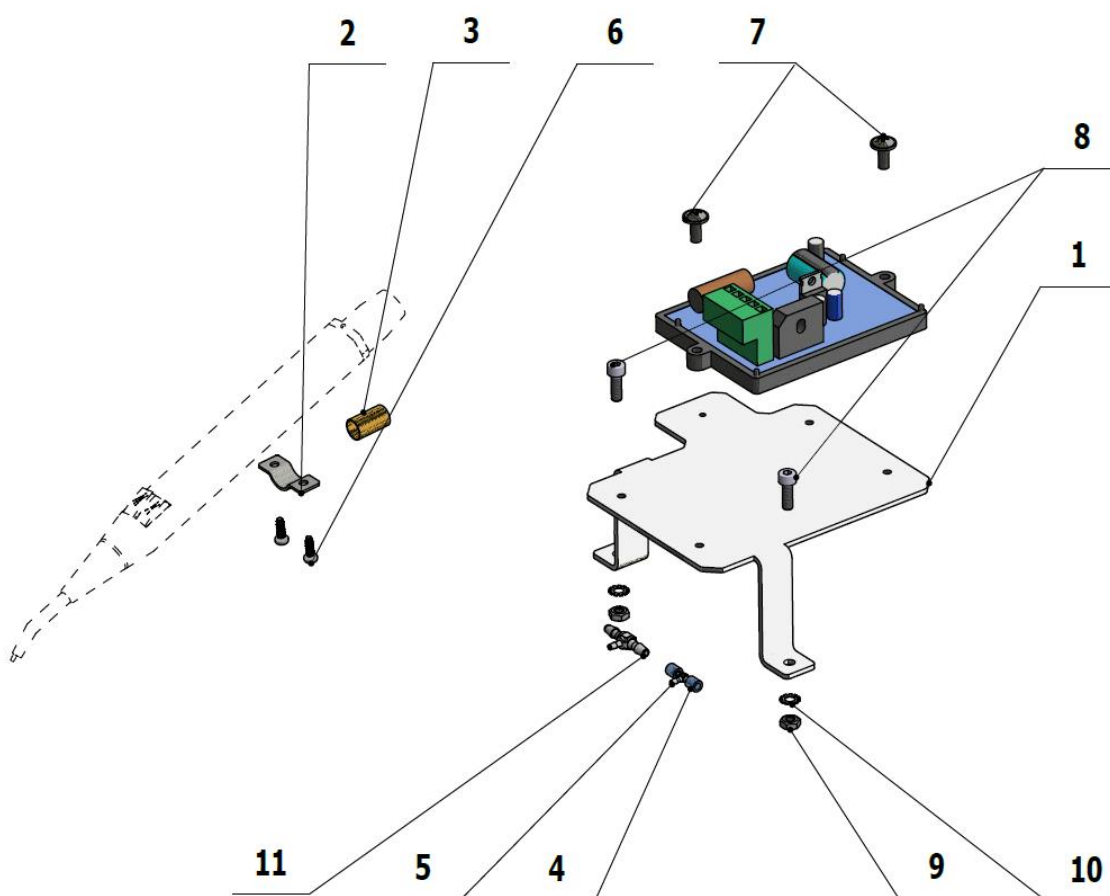
018	ME627439.002	TAPE 3M tape 5423 – 25mm	0.04	PC.	
021	ME323427.080	BUSHING 10WC10	2.00	PC.	
022	V653-300-010-0	TRAY	1.00	PC.	X
027	ME273114.005	WASHER PU 90Sh Ø20xØ10x2mm	2.00	PC.	
030	V653-300-022-0	WASHER	1.00	PC.	
031	ME309256.015	SCREW M 5x20 10.9 ZN	1.00	PC.	
032	ME735413.042	LABEL PRO500	2.00	PC.	

PZ_22_4/25/2022

7 - SYRINGES ACCESSORIES

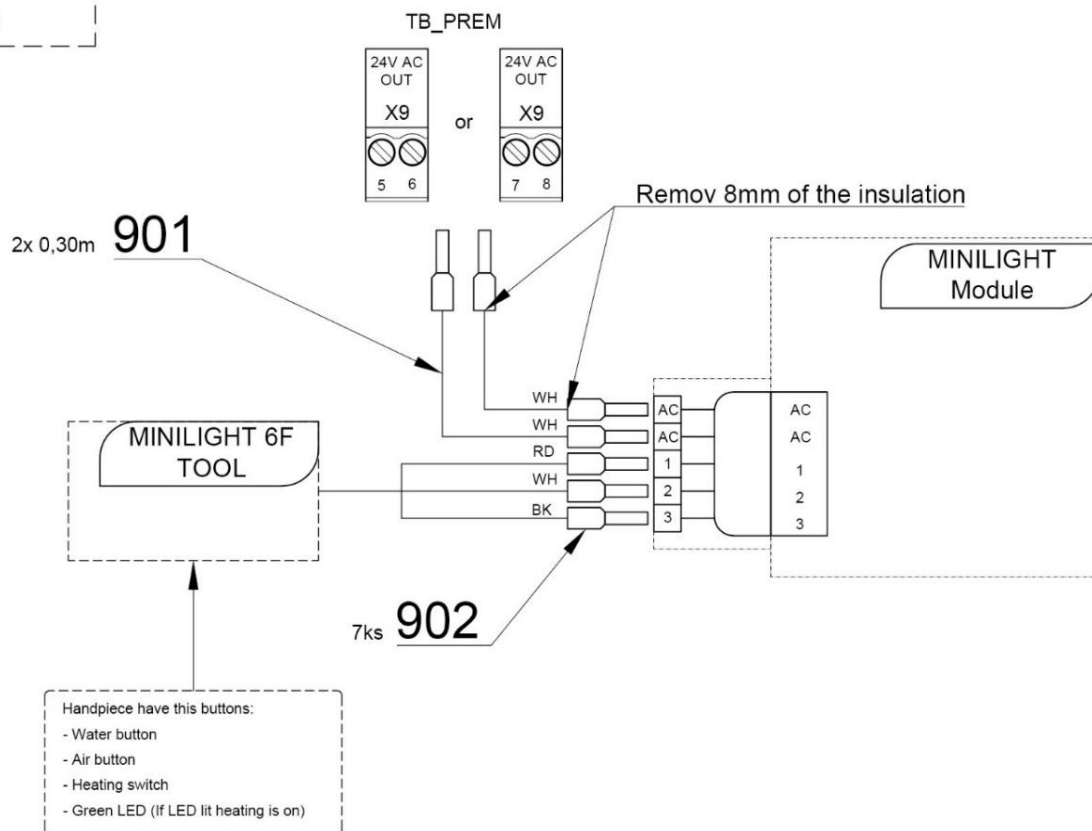
7.1 - ACC. SYRINGE MINILIGHT 6F IN CP – A653-160-001-0

Item No.	Product name	SP
A653-160-001-0_K-001	ACC. SYRINGE MINILIGHT 6F IN CP	X

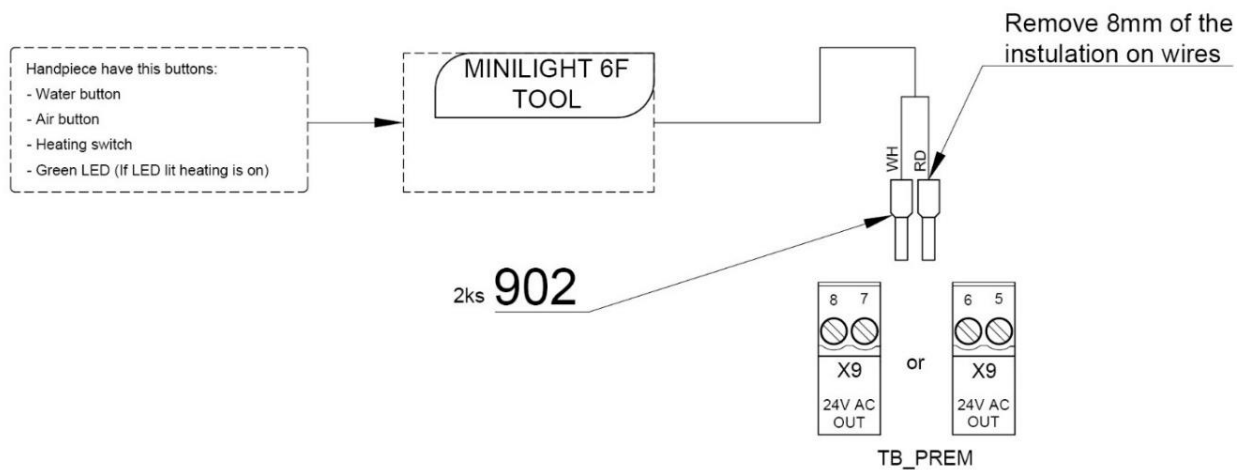


BK - Black
BN - Brown
BU - Blue
GN - Green
GNYE - Green/Yellow
GY - Grey
OG - Orange
PK - Pink
RD - Red
VT - Violet
WH - White
YE - Yellow

Connection of syringe MINILIGHT 6F (with light) in control panel



Connection of syringe MINILIGHT 6F (without light) in control panel



Pos.	Item no.	Product name	QTY	Unit	SP
001	V653-150-005-0	MINILIGHT PLATE	1.00	PC.	X
002	V653-150-020-0	HOSE CLAMP	1.00	PC.	X
003	V601.40-00-06	INSERT P8,6	1.00	PC.	X
004	V608.45-00-08	LOCK RING 1	4.00	PC.	
005	ME336401.015	ADAPTER T210-1	1.00	PC.	
006	ME307001.012	SCREW STP32 3x9 - H1	2.00	PC.	
007	ME309251.106	SCREW M 4X10 DECORATIVE PH	4.00	PC.	
008	ME309255.073	SCREW M 4X6	4.00	PC.	
009	ME371418.012	SPACER M4X10mm	2.00	PC.	
011	ME336401.027	ADAPTER T230/210-1	1.00	PC.	X
012	ME343415.031	HOSE SILICONE 5X1.5 GREY	0.01	M	
015	ME272000.017	HOSE 25m TYP 1/5,0	0.12	M	
016	ME345711.034	CLAMP F0505 HC 101	1.00	PC.	
017	ME397900.012	CABLE TIE. F 0301 CV-094	1.00	PC.	
020	ME397000.064	MINILIGHT 6F R. SYRINGE GREY		PC.	
901	ME341411.059	WIRE LAU 0,5 WHITE	0.60	M	
902	ME375000.003	INSULATED CRIMP FITTING-NITI 0,5X8WH	7.00	PC.	

PZ_22_088_7/14/2022

7.2 - ACC. SYRINGE MINIM.MINIASA.MINILIGHT 3F IN CP – A653-161-001-0

Item No.	Product name	SP
A653-161-001-0_K-001	ACC. SYRINGE MINIM.MINIASA.MINILIGHT 3F IN CP	X

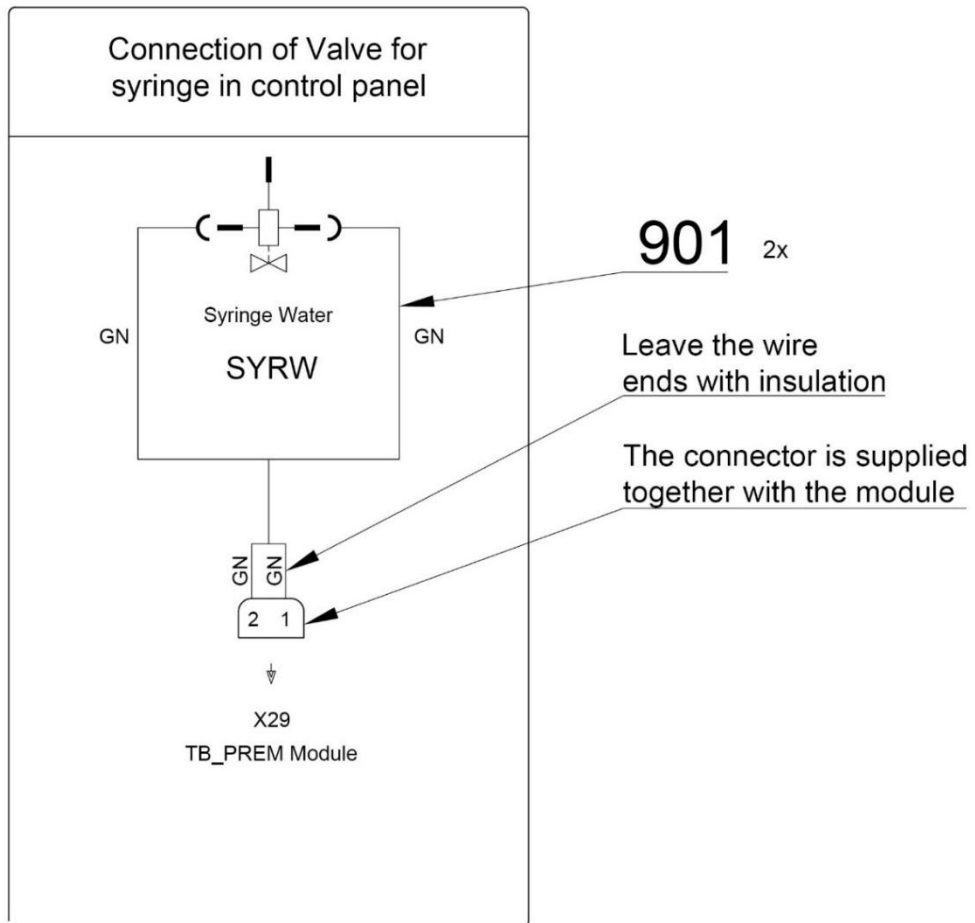
Pos.	Item no.	Product name	QTY	Unit	SP
001	V653-150-020-0	HOSE CLAMP	1.00	PC.	X
002	V601.40-00-06	INSERT P8,6	1.00	PC.	X
003	V608.45-00-08	LOCK RING 1	2.00	PC.	X
004	ME336401.015	ADAPTER T210-1	1.00	PC.	X
005	ME307001.012	SCREW STP32 3x9 - H1	2.00	PC.	
006	ME336401.027	ADAPTER T230/210-1	1.00	PC.	
007	ME343415.031	HOSE SILICONE 5X1.5 GREY	0.02	M	
015	ME272000.017	HOSE 25m TYP 1/5,0	0.12	M	
016	ME345711.034	CLAMP F0505 HC 101	1.00	PC.	
017	ME397900.012	CABLE TIE F 0301 CV-094	1.00	PC.	
020	ME397000.068	MINIMATE R. SYRINGE		PC.	

PZ_21_122_9/29/2021

7.3 - ACC. HYGIENE FOR SYRINGE IN CP – A653-162-001-0

Item No.	Product name	SP
A653-162-001-0_K-001	ACC. HYGIENE FOR SYRINGE IN CP	X

BK - Black
 BN - Brown
 BU - Blue
 GN - Green
 GNYE - Green/Yellow
 GY - Grey
 OG - Orange
 PK - Pink
 RD - Red
 VT - Violet
 WH - White
 YE - Yellow



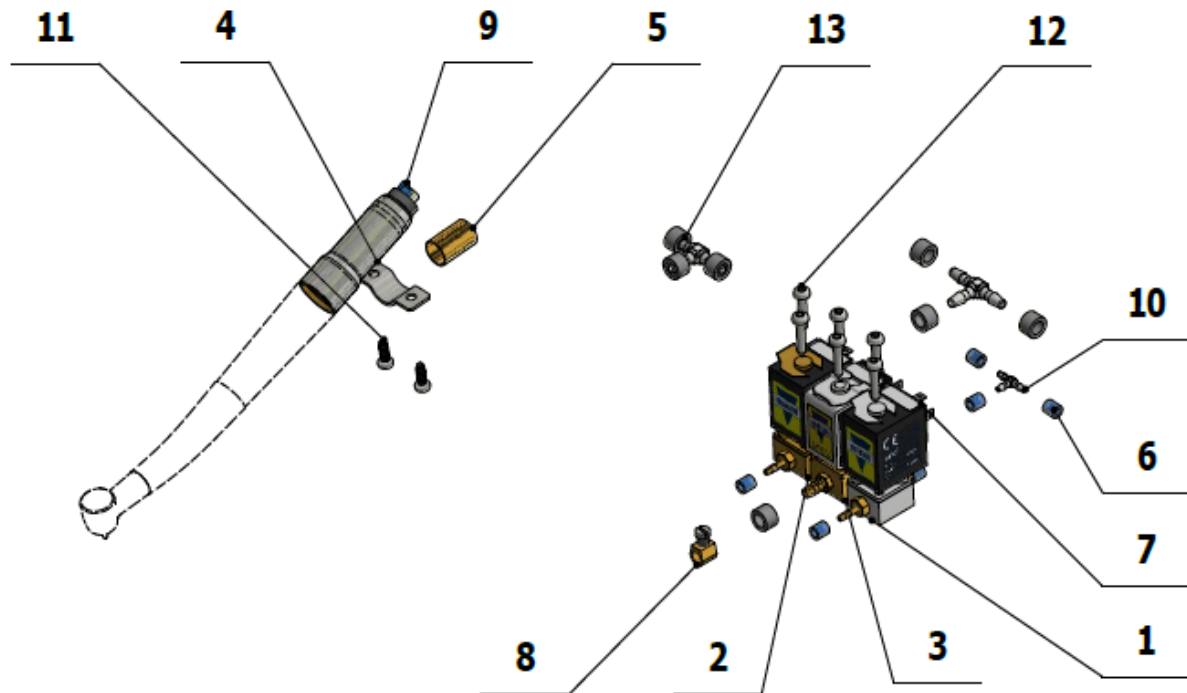
Pos.	Item no.	Product name	QTY	Unit	SP
001	A653-150-020-0	SOLENOID VALVE, SIRAI COMPLETE	1.00	PC.	X
003	ME309332.034	SCREW ST 2,9X16-C	2.00	PC.	
004	V608.45-00-08	LOCK RING 1	2.00	PC.	
005	V400.01-01-40	LABEL TEXT		PC.	
006	ME309332.036	SCREW ST 2,9X19-C	2.00	PC.	
007	V653-150-006-0	HYGIENE VALVE CONSOLE	1.00	PC.	X
008	ME336401.012	ADAPTER N210-1	1.00	PC.	X
009	ME283367.024	HOSE PUR 1,5/2,7 GREEN	0.05	M	
901	ME374100.037	WIRE YV - GN	2.00	PC.	

PZ_22_004_1/13/2022

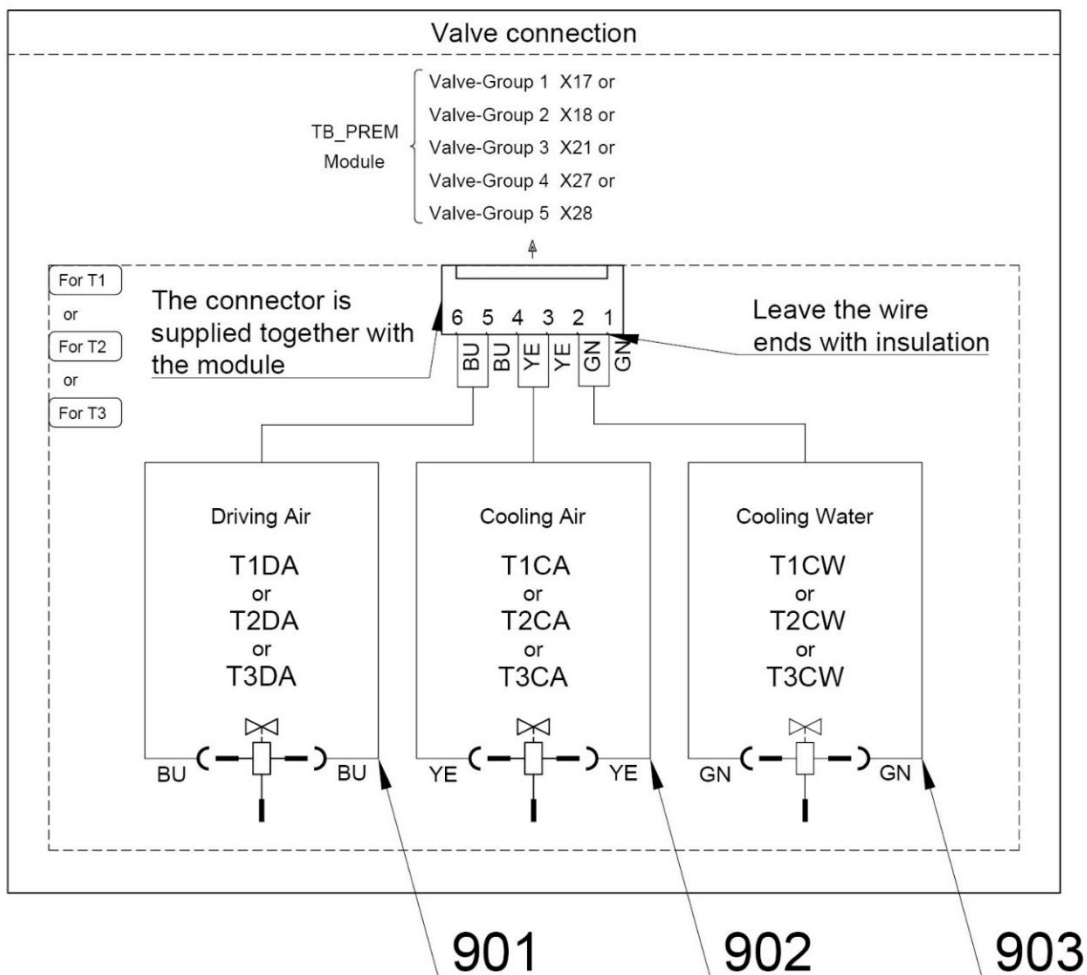
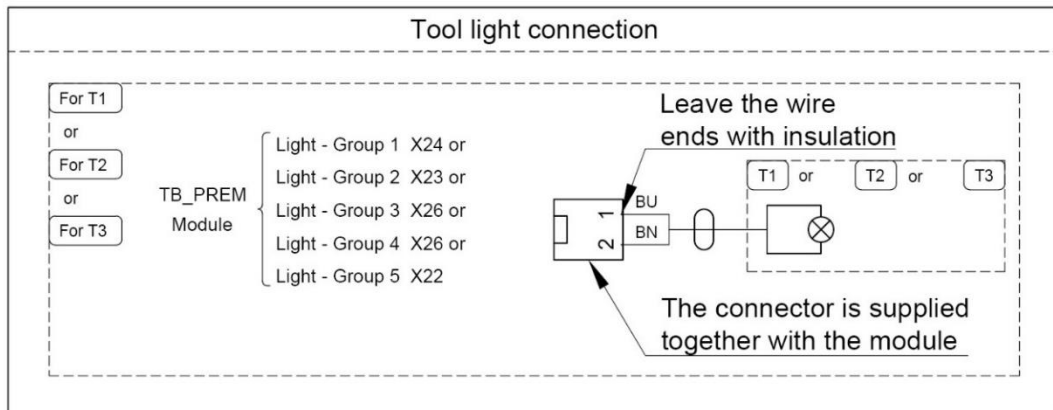
8 - TURBINES ACCESSORIES

8.1 - ACC. TURBINES – A653-170-001-0

Item No.	Product name	SP
A653-170-001-0_K-001	ACC. TURBINES	X



BK - Black
 BN - Brown
 BU - Blue
 GN - Green
 GNYE - Green/Yellow
 GY - Grey
 OG - Orange
 PK - Pink
 RD - Red
 VT - Violet
 WH - White
 YE - Yellow

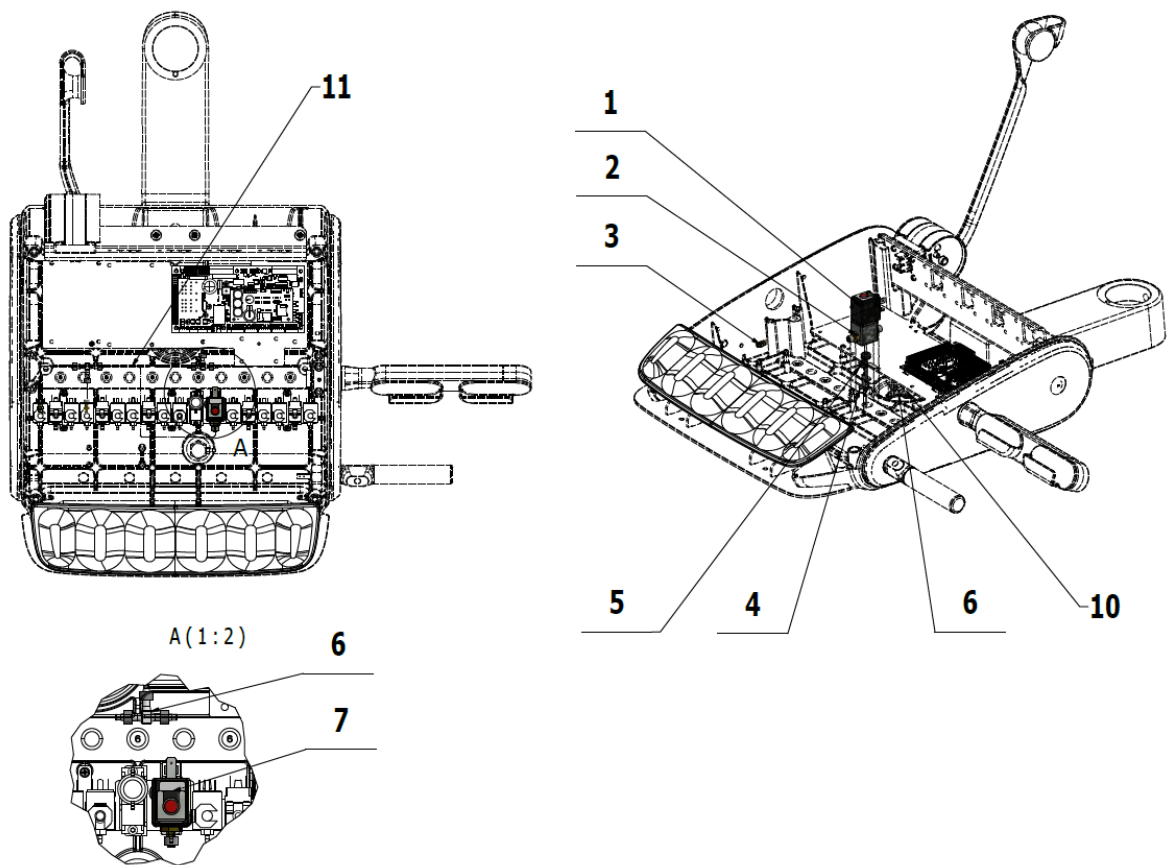


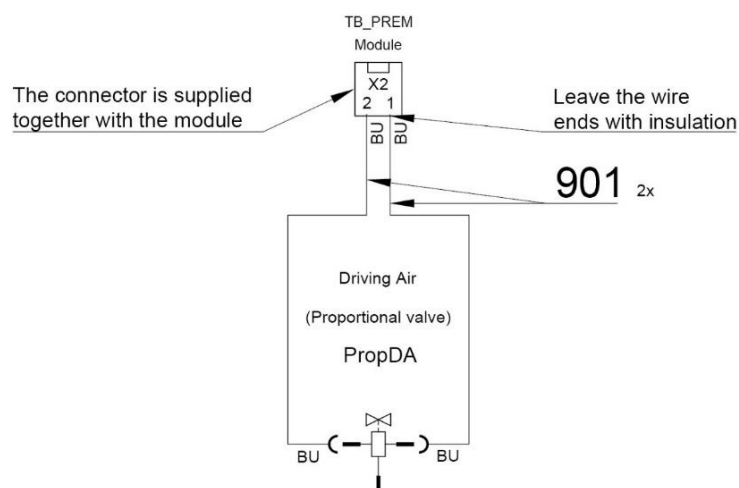
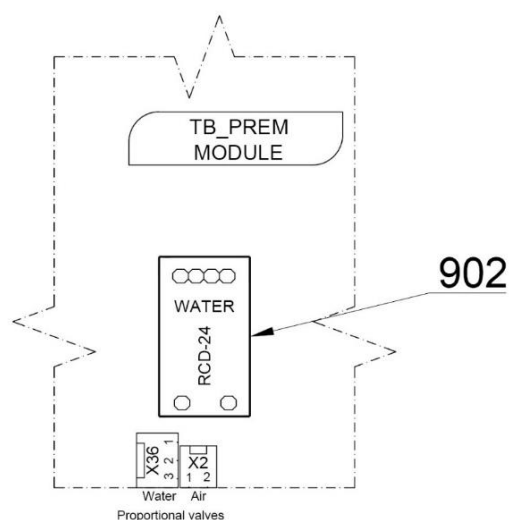
Pos.	Item no.	Product name	QTY	Unit	SP
001	A653-150-020-0	SOLENOID VALVE, SIRAI COMPLETE	1.00	PC.	X
002	A653-150-022-0	SOLENOID VALVE, SIRAI 1, COMPLETE	1.00	PC.	X
003	A653-150-023-0	SOLENOID VALVE, SIRAI 4, COMPLETE	1.00	PC.	X
004	V653-150-020-0	HOSE CLAMP	1.00	PC.	X
005	V601.40-00-12	INSERT, P9.6	1.00	PC.	X
006	V608.45-00-08	LOCK RING, 1	6.00	PC.	
007	V400.01-01-40	LABEL, TEXT		PC.	
008	V629.28-00-03	RESTRICTOR, MODIFIED	2.00	PC.	
009	A653-170-103-0	MIDWEST HOSE, GREY, 1700	1.00	PC.	X
010	ME336401.015	ADAPTER T210-1	1.00	PC.	X
011	ME307001.012	SCREW STP32 3x9 - H1	2.00	PC.	
012	ME309332.034	SCREW ST 2,9X16-C	6.00	PC.	
013	ME336401.029	ADAPTER T230-1	2.00	PC.	X
014	ME283367.024	HOSE PUR 1,5/2,7 GREEN	0.23	M	
015	ME345711.028	HOSE PUR 3,8/6,4 BLUE	0.30	M	
016	ME343415.031	HOSE SILICONE 5X1.5 GREY	0.17	M	
017	ME030000.071	FLEECE TAPE TESA W: 25mm	0.12	PC.	
018	ME345711.034	CLAMP F0505 HC 101	1.00	PC.	
019	ME397900.012	CABLE TIE F 0301 CV-094	1.00	PC.	
020	ME372000.052	TUR. BPE 1600040		PC.	
901	ME374100.079	WIRE YV – BU	2.00	PC.	X
902	ME374100.038	WIRE YV - YE	2.00	PC.	X
903	ME374100.037	WIRE YV - GN	2.00	PC.	X

PZ_22_045_4/14/2022

8.2 - ACC. TURBINES WITH REGULATION – A653-171-001-0

Item no.	Product name	SP
A653-171-001-0_K-001	ACC. TURBINES WITH REGULATION	X



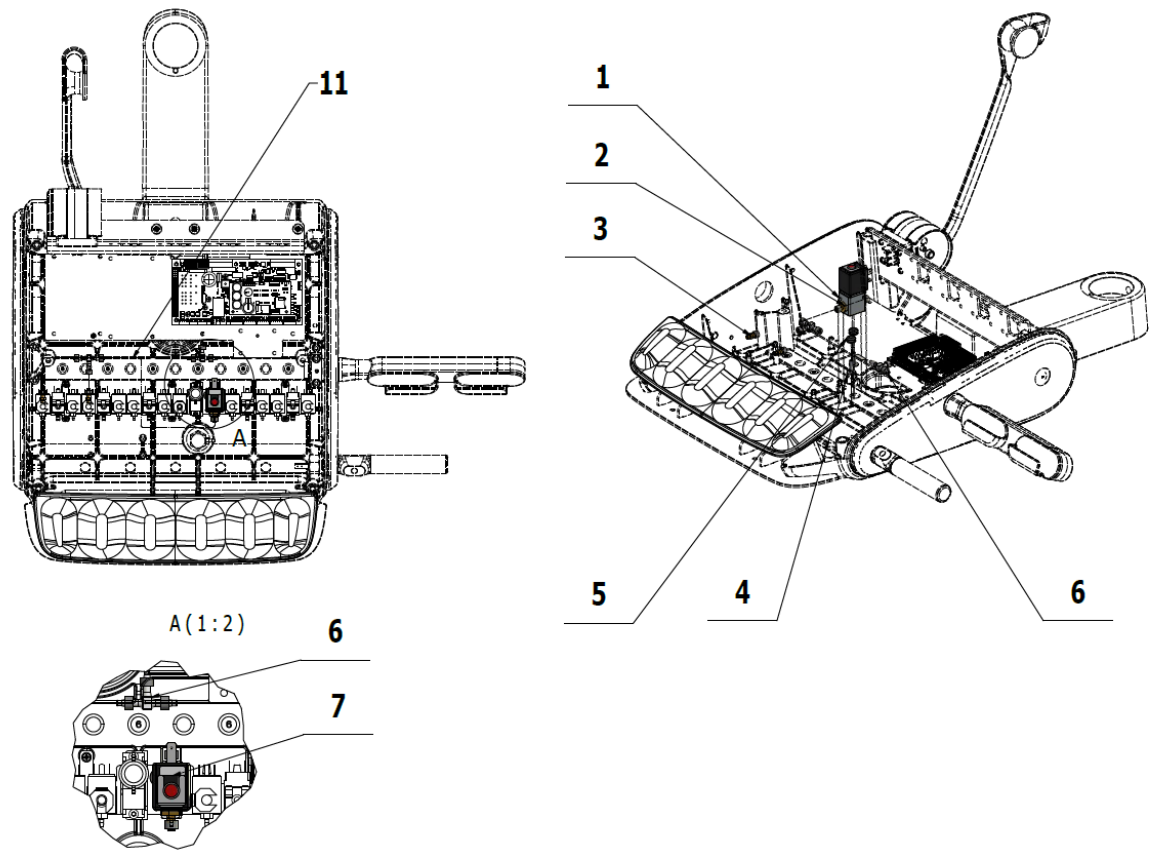


Pos.	Item no.	Product name	QTY	Unit	SP
001	ME551114.004	PROPORTIONAL VALVE,ASCO SCG202A207V	1.00	PC.	X
002	V625.32-00-03	ADAPTER ASCO	2.00	PC.	X
003	V625.32-00-02	ADAPTER M5	1.00	PC.	X
004	ME309251.107	SCREW M 4X16 DECORATIVE	2.00	PC.	
005	ME273121.042	ADAPTER TYP F2 5x3	2.00	PC.	X
006	ME336401.011	ADAPTER T40-1	1.00	PC.	X
007	V400.01-01-40	LABEL TEXT		PC.	
010	ME343415.031	HOSE SILICONE 5X1.5 GREY	0.02	M	
011	ME345711.028	HOSE PUR 3,8/6,4 BLUE	0.50	M	
901	ME374100.039	WIRE YV - BU	2.00	PC.	X
902	ME374000.407	MODUL RCD-24-0.50	1.00	PC.	X

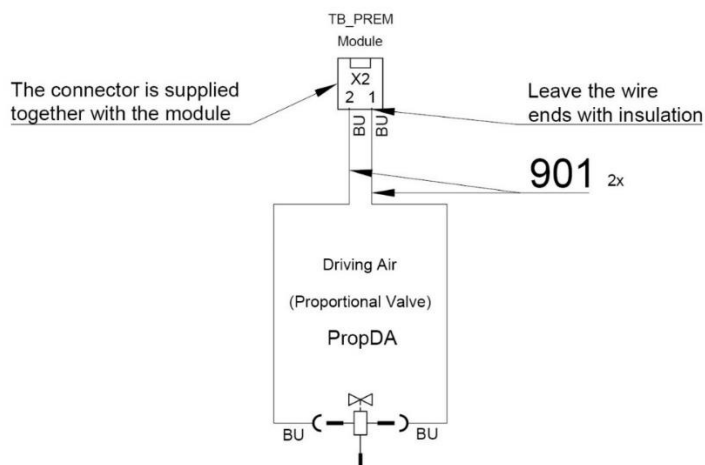
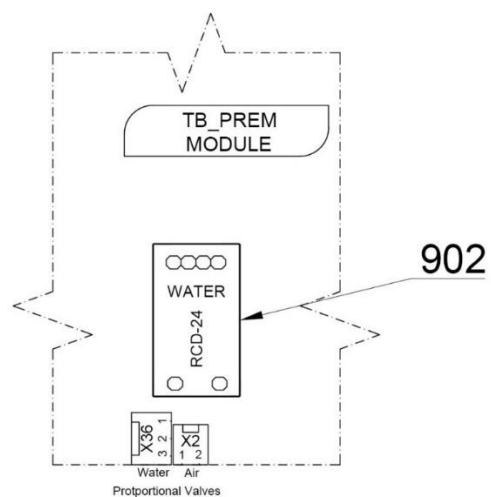
10/14/2020

8.3 - ACC. 2 TURBINES WITH REGULATION – A653-173-001-0

Item no.	Product name	SP
A653-173-001-0_K-001	ACC. 2 TURBINES WITH REGULATION	X



BK - Black
BN - Brown
BU - Blue
GN - Green
GNYE - Green/Yellow
GY - Grey
OG - Orange
PK - Pink
RD - Red
VT - Violet
WH - White
YE - Yellow



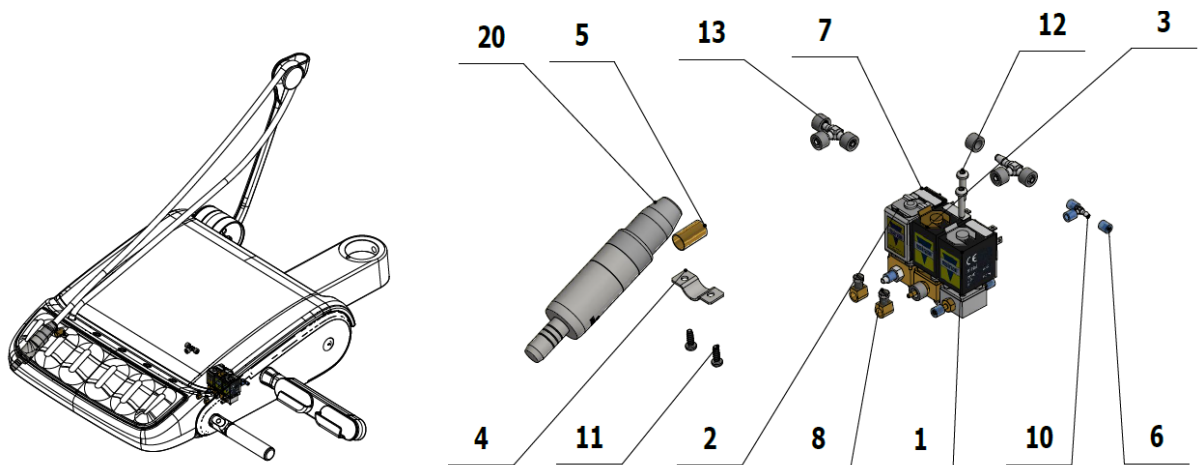
Pos.	Item no.	Product name	QTY	Unit	SP
001	ME551114.004	PROPORTIONAL VALVE,,ASCO SCG202A207V	1.00	PC.	X
002	V625.32-00-03	ADAPTER ASCO	2.00	PC.	X
003	V625.32-00-02	ADAPTER M5	2.00	PC.	X
004	ME309251.107	SCREW M 4X16 DECORATIVE	2.00	PC.	
005	ME273121.042	ADAPTER TYP F2 5x3	2.00	PC.	X
006	ME336401.011	ADAPTER T40-1	2.00	PC.	X
007	V400.01-01-40	LABEL TEXT		PC.	
010	ME283367.024	HOSE PUR 1,5/2,7 GREEN	0.05	M	
011	ME345711.028	HOSE PUR 3,8/6,4 BLUE	0.80	M	
901	ME374100.039	WIRE YV - BU	2.00	PC.	X
902	ME374000.407	MODUL RCD-24-0,50	1.00	PC.	X

10/14/2020

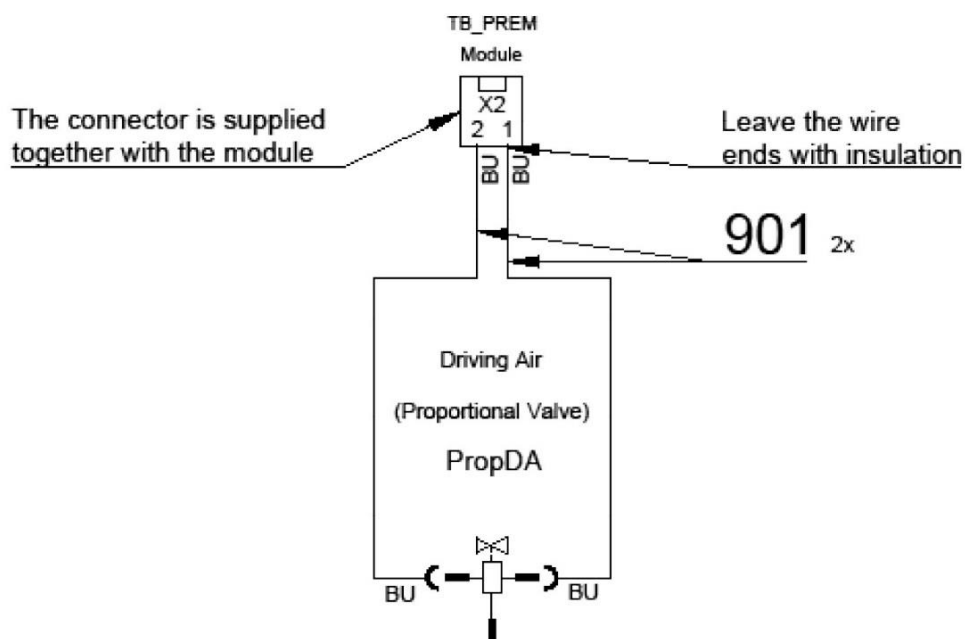
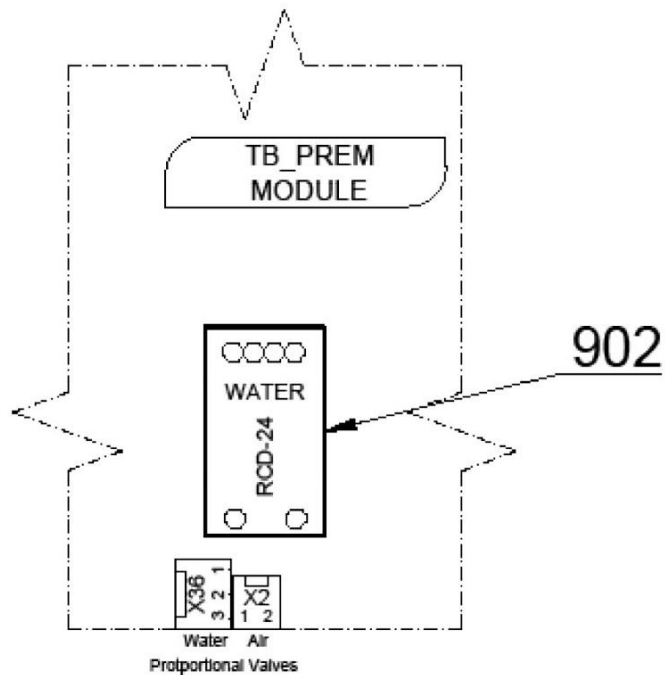
9 - MOTOR ACCESSORIES (DX)

9.1 - ACC. MICROMOTORS DX AND DX BLUE – A653-180-001-0

Item no.	Product name	SP
A653-180-001-0_K-001	ACC. MICROMOTORS DX AND DX BLUE	X



BK - Black
 BN - Brown
 BU - Blue
 GN - Green
 GNYE - Green/Yellow
 GY - Grey
 OG - Orange
 PK - Pink
 RD - Red
 VT - Violet
 WH - White
 YE - Yellow

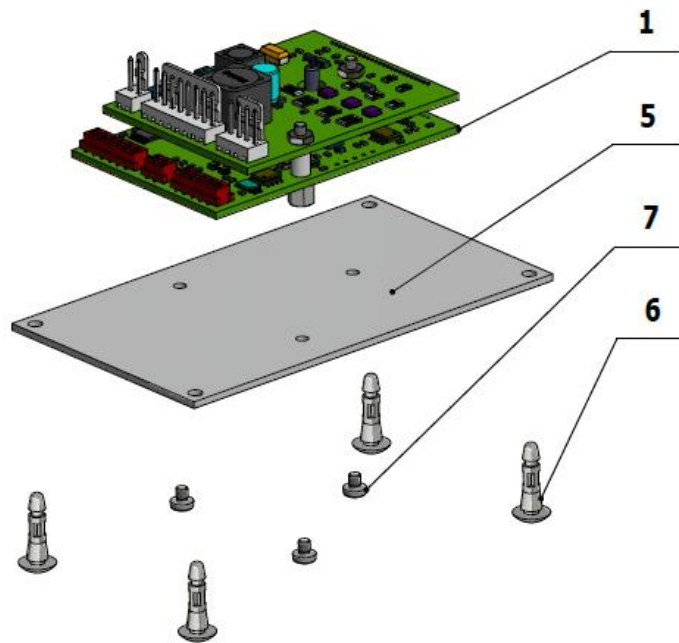


Pos.	Item no.	Product name	QTY	Unit	SP
001	A653-150-020-0	SOLENOID VALVE, SIRAI COMPLETE	1.00	PC.	X
002	A653-150-021-0	SOLENOID VALVE, SIRAI 3, COMPLETE	1.00	PC.	X
003	A653-150-022-0	SOLENOID VALVE, SIRAI 1, COMPLETE	1.00	PC.	X
004	V653-150-020-0	HOSE CLAMP	1.00	PC.	X
005	V601.40-00-06	INSERT, P8.6	1.00	PC.	X
006	V608.45-00-08	LOCK RING, 1	6.00	PC.	
007	V400.01-01-40	LABEL, TEXT		PC.	
008	V629.28-00-03	RESTRICTOR, MODIFIED	2.00	PC.	X
010	ME336401.015	ADAPTER T210-1	1.00	PC.	X
011	ME307001.012	SCREW STP32 3x9 - H1	2.00	PC.	
012	ME309332.034	SCRW ST 2,9X16-C	6.00	PC.	
013	ME336401.029	ADAPTER T230-1	2.00	PC.	X
014	ME283367.024	HOSE PUR 1,5/2,7 GREEN	1.00	M	
015	ME345711.028	HOSE PUR 3,8/6,4 BLUE	1.00	M	
016	ME343415.031	HOSE SILICONE 5X1.5 GREY	0.10	M	
017	ME272000.017	HOSE 25m TYP 1/5,0	0.12	M	
018	ME345711.034	CLAMP F0505 HC 101	1.00	PC.	
019	ME397900.012	CABLE TIE F 0301 CV-094	1.00	PC.	
020	DSHO35	HOSE DX	1.00	PC.	
901	ME374100.079	WIRE YV - BU	2.00	PC.	X
902	ME374100.038	WIRE YV - YE	2.00	PC.	X
903	ME374100.037	WIRE YV - GN	2.00	PC.	X
904	ME375000.004	INSULATED CRIMP FITTINT 0,34x8 TQ ETTINGER	5.00	PC.	

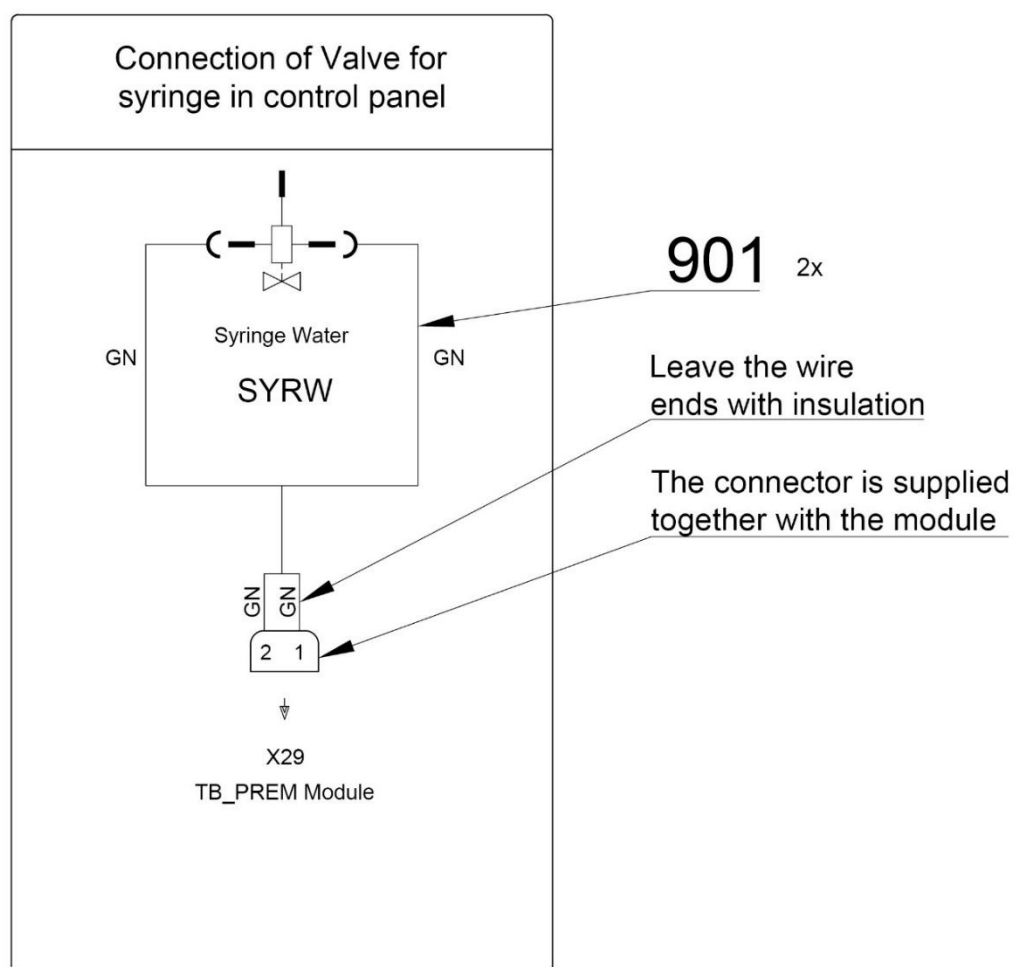
PZ_21_122_9/29/2021

9.2 - EL. CONNECTION OF MOTOR TO MODULE MB30.V1 FOR DX – A653-180-026-0

Item no.	Product name	SP
A653-180-026-0_K-001	EL. CONNECTION OF MOTOR TO MODULE MB30.V1 FOR DX	X



BK - Black
 BN - Brown
 BU - Blue
 GN - Green
 GNYE - Green/Yellow
 GY - Grey
 OG - Orange
 PK - Pink
 RD - Red
 VT - Violet
 WH - White
 YE - Yellow

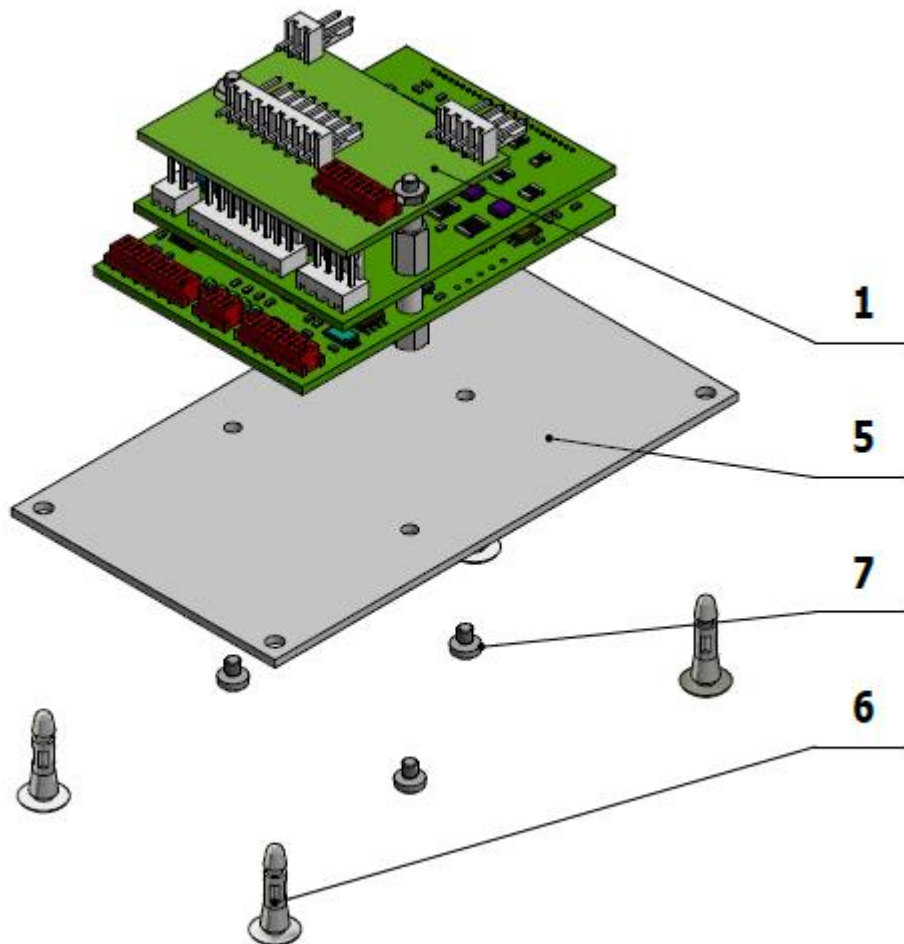


Pos.	Item no.	Product name	QTY	Unit	SP
001	DSMB30.V1	MODUL DX	1.00	PC.	X
005	V629.39-00-16	BOARD FOR THEDX	1.00	PC.	X
006	ME371418.019	PCB SUPPORT 10x2x3 PA 6.6	4.00	PC.	
007	ME309255.104	SCREW M 2.5x3	3.00	PC.	
901	ME374010.064	CABLE DX - TB PREM	1.00	PC.	X
903	A653-180-903-0	CONNECTION WIRES FOR DX	1.00	PC.	X

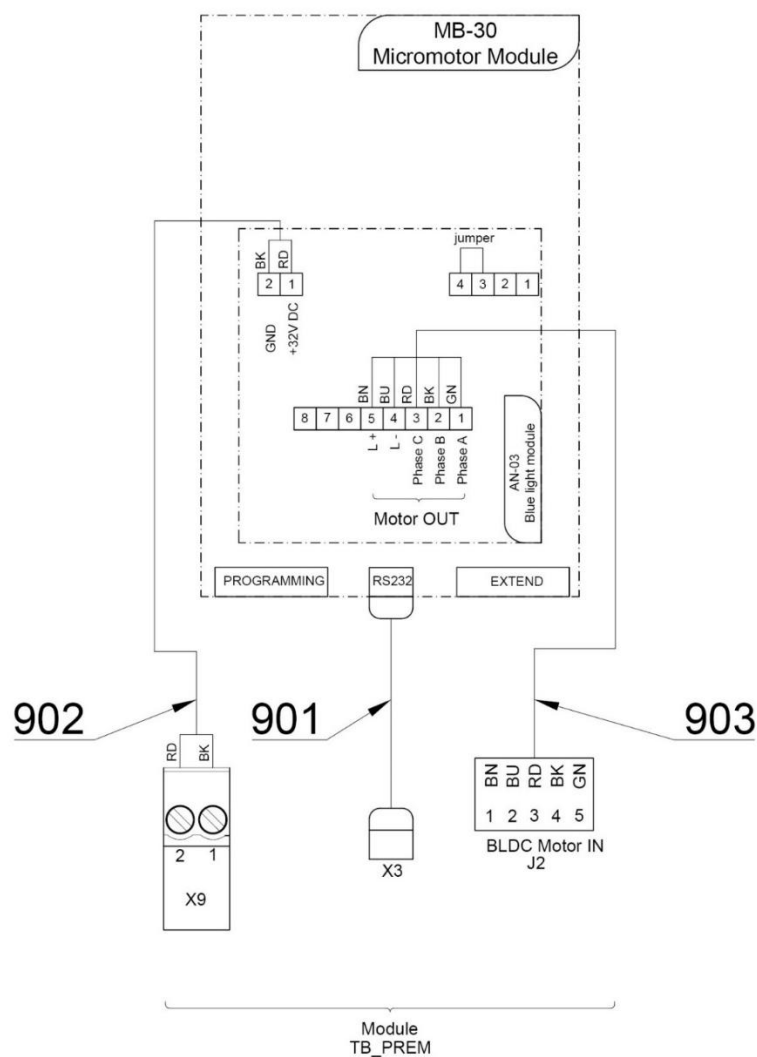
PZ_22_034_4/8/2022

9.3 - EL. CONNECTION OF MOTOR TO MODULE MB30+AN03.V1 FOR DX BLUE – A653-180-027-0

Item no.	Product name	SP
A653-180-027-0_K-001	EL. CONNECTION OF MOTOR TO MODULE MB30+AN03.V1 FOR DX BLUE	X



BK - Black
BN - Brown
BU - Blue
GN - Green
GNYE - Green/Yellow
GY - Grey
OG - Orange
PK - Pink
RD - Red
VT - Violet
WH - White
YE - Yellow

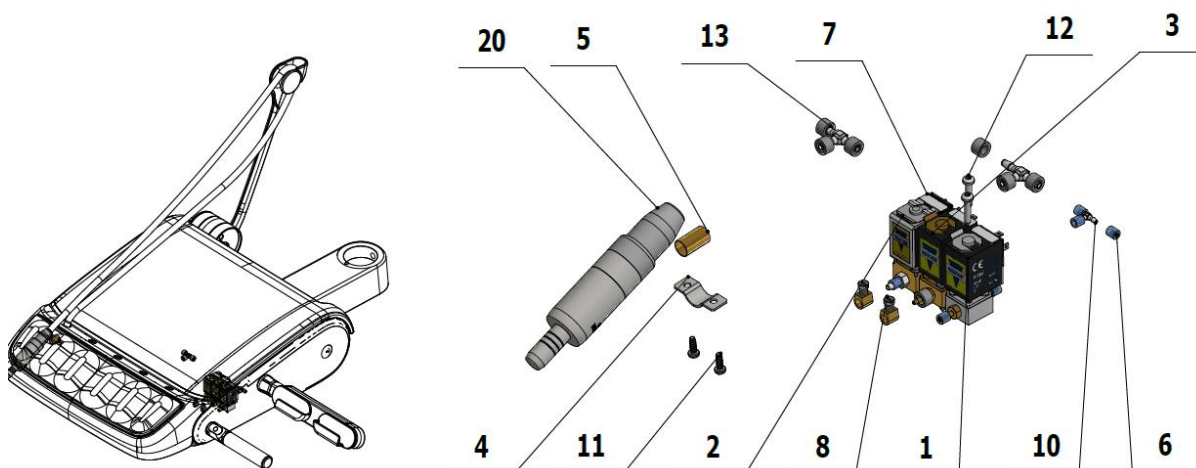


Pos.	Item no.	Product name	QTY	Unit	SP
001	DSMB30BLUE.V1	DX BLUE MODULE	1.00	PC.	X
005	V629.39-00-16	BOARD FOR THEDX	1.00	PC.	X
006	ME371418.019	PCB SUPPORT 10x2x3 PA 6.6	4.00	PC.	X
007	ME309255.104	SCREW M 2.5x3	3.00	PC.	
901	ME374010.064	CABLE DX - TB PREM	1.00	PC.	X
903	A653-180-903-0	CONNECTION WIRES FOR DX	1.00	PC.	X

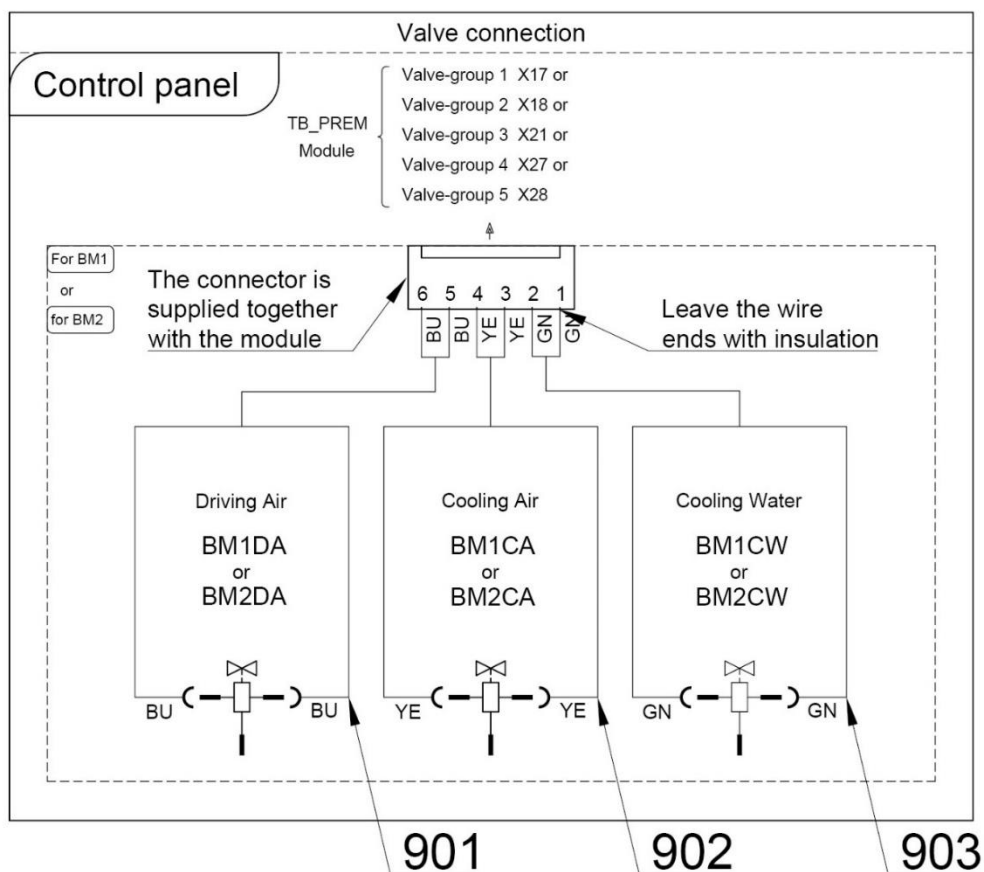
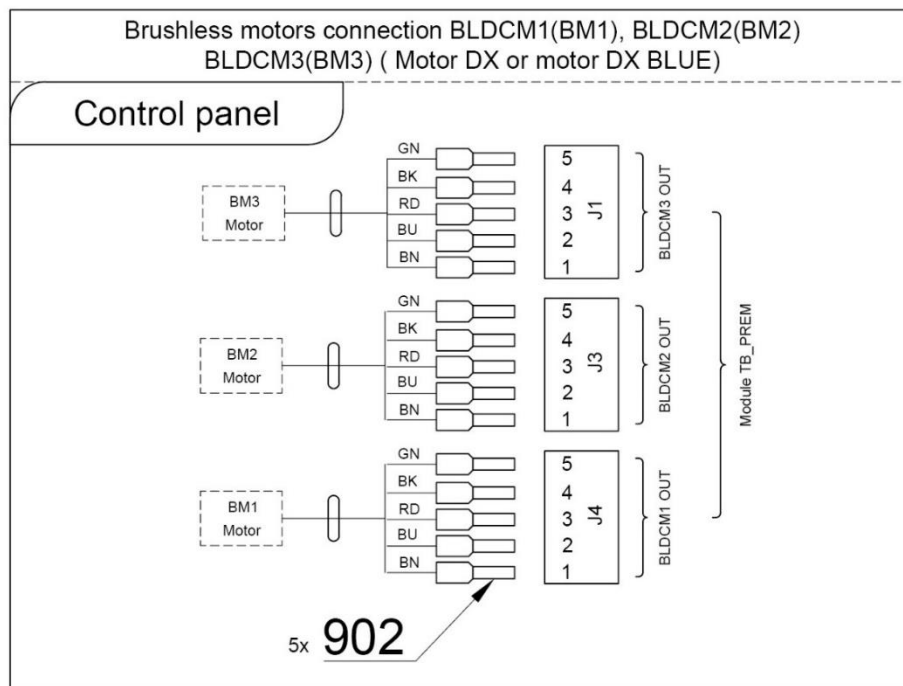
PZ_22_034_4/8/2022

9.4 - ACC. MICROMOTORS DX PRO A DX PRO BLUE – A653-181-001-0

Item no.	Product name	SP
A653-181-001-0_K-001	ACC. MICROMOTORS DX PRO A DX PRO BLUE	X



BK - Black
 BN - Brown
 BU - Blue
 GN - Green
 GNYE - Green/Yellow
 GY - Grey
 OG - Orange
 PK - Pink
 RD - Red
 VT - Violet
 WH - White
 YE - Yellow

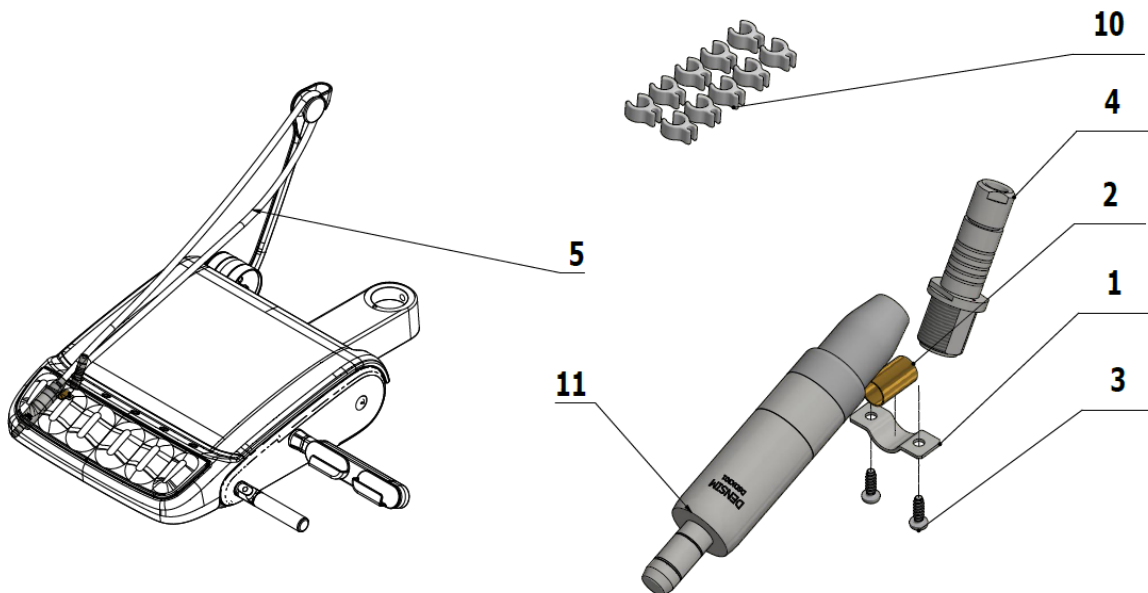


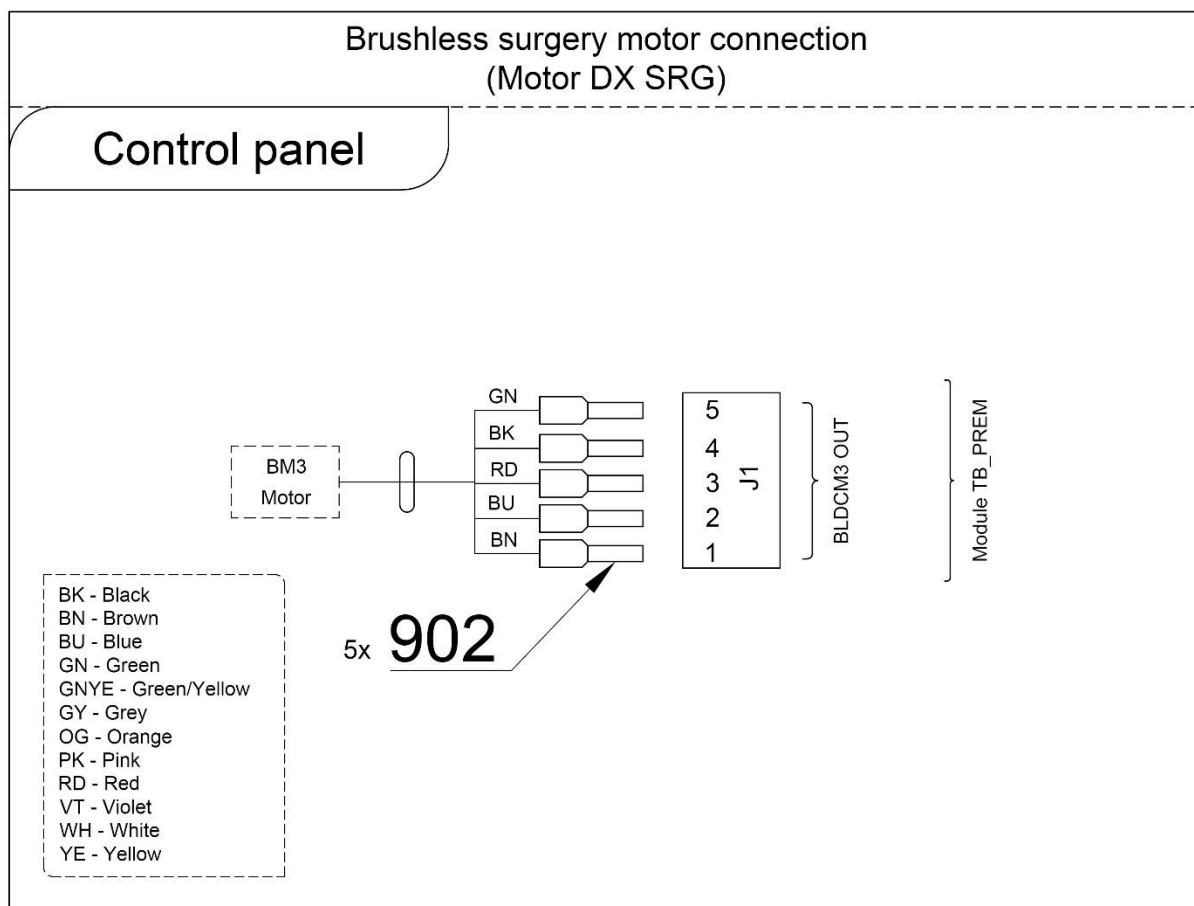
Pos.	Item no.	Product name	QTY	Unit	SP
001	A653-150-020-0	SOLENOID VALVE, SIRAI COMPLETE	1.00	PC.	X
002	A653-150-021-0	SOLENOID VALVE, SIRAI 3, COMPLETE	1.00	PC.	X
003	A653-150-022-0	SOLENOID VALVE, SIRAI 1, COMPLETE	1.00	PC.	X
004	V653-150-020-0	HOSE CLAMP	1.00	PC.	X
005	V601.40-00-06	INSERT, P8.6	1.00	PC.	
006	V608.45-00-08	LOCK RING, 1	6.00	PC.	
007	V400.01-01-40	LABEL, TEXT		PC.	
008	V629.28-00-03	RESTRICTOR, MODIFIED	2.00	PC.	X
010	ME336401.015	ADAPTER T210-1	1.00	PC.	X
011	ME307001.012	SCREW STP32 3x9 - H1	2.00	PC.	
012	ME309332.034	SCREW ST 2,9X16-C	6.00	PC.	
013	ME336401.029	ADAPTER T230-1	2.00	PC.	
014	ME283367.024	HOSE PUR 1,5/2,7 GREEN	1.00	M	
015	ME345711.028	HOSE PUR 3,8/6,4 BLUE	1.00	M	
016	ME343415.031	HOSE SILICONE 5X1.5 GREY	0.05	M	
017	ME272000.017	HOSE 25m TYP 1/5,0	0.12	M	
018	ME345711.034	CLIMP F0505 HC 101	1.00	PC.	
019	ME397900.012	CABLE TIE F 0301 CV-094	1.00	PC.	
020	DSH035	HOSE DX	1.00	PC.	
901	ME374100.079	WIRE YV - BU	2.00	PC.	X
902	ME374100.038	WIRE YV - YE	2.00	PC.	X
903	ME374100.037	WIRE YV - GN	2.00	PC.	X
904	ME375000.004	INSULATED CRIMP FITTING- NITI 0,34x8 TQ ETTINGER	5.00	PC.	

PZ_21_122_9/29/2021

9.5 - ACC. MICROMOTORS DX SRG – A653-182-001-0

Item no.	Product name	SP
A653-182-001-0_K-001	ACC. MICROMOTORS DX SRG	X



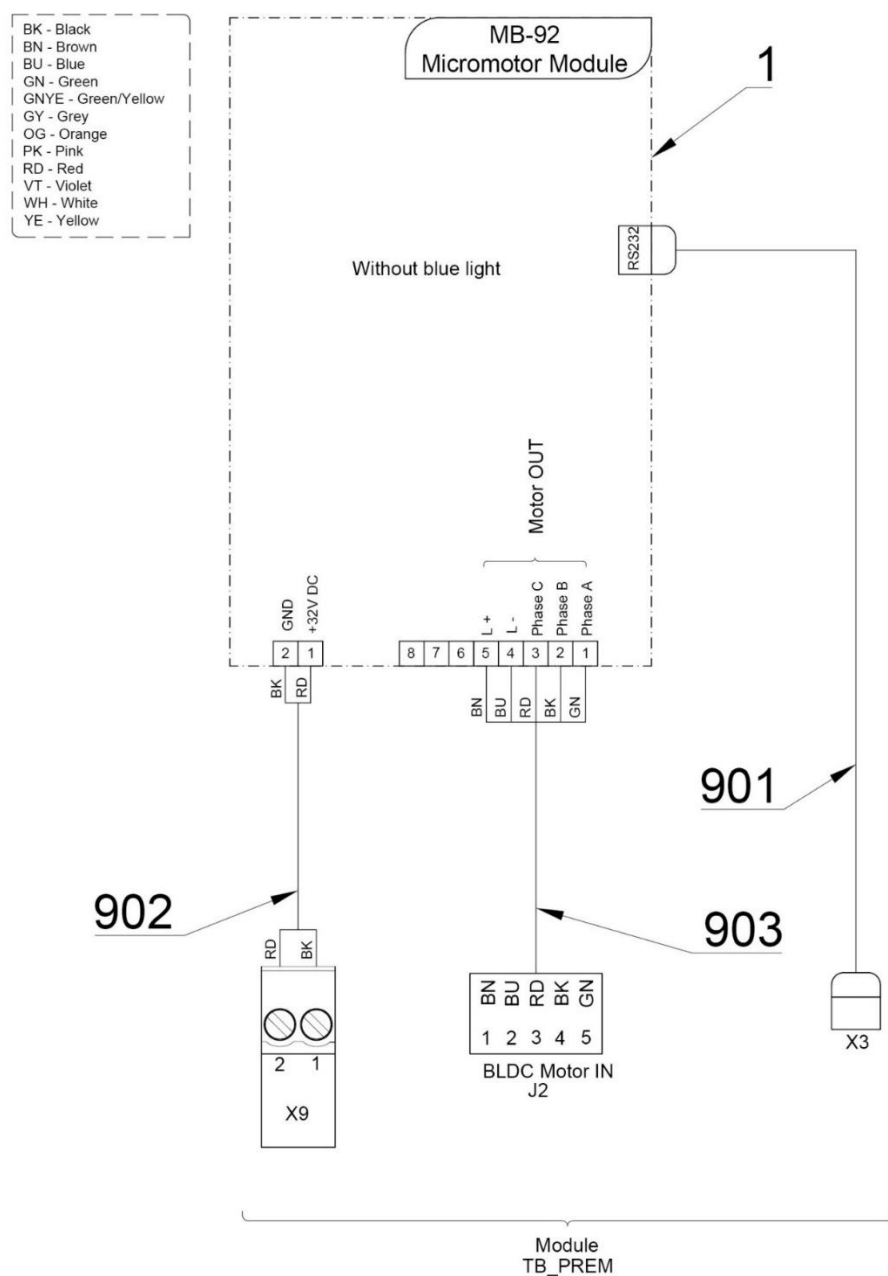


Pos.	Item no.	Product name	QTY	Unit	SP
001	V653-150-020-0	HOSE CLAMP	1.00	PC.	X
002	V601.40-00-06	INSERT P8,6	1.00	PC.	X
003	ME307001.012	SCREW STP32 3x9 - H1	2.00	PC.	X
004	DSCBC001	FISCHER CONNECTOR FOR CABLE DX SRG	1.00	PC.	X
005	DSCB1210	CABLE DX SRG 1210 mm	1.00	PC.	X
010	ME700001.001	HOSE CLIP BienAir		PC.	X
011	DSDX301	MOTOR DX SRG		PC.	
902	ME375000.004	INSULATED CRIMP- NITI 0,34x8 TQ ETTINGER	5.00	PC.	

10/14/2020

9.6 - EL. CONNECTION MOTOR MODULE MB92.V1 FOR DX PRO MOTORS – A653-180-028-0

Item no.	Product name	SP
A653-180-028-0_K-001	EL. CONNECTION MOTOR MODULE MB92.V1 FOR DX PRO MOTORS	X

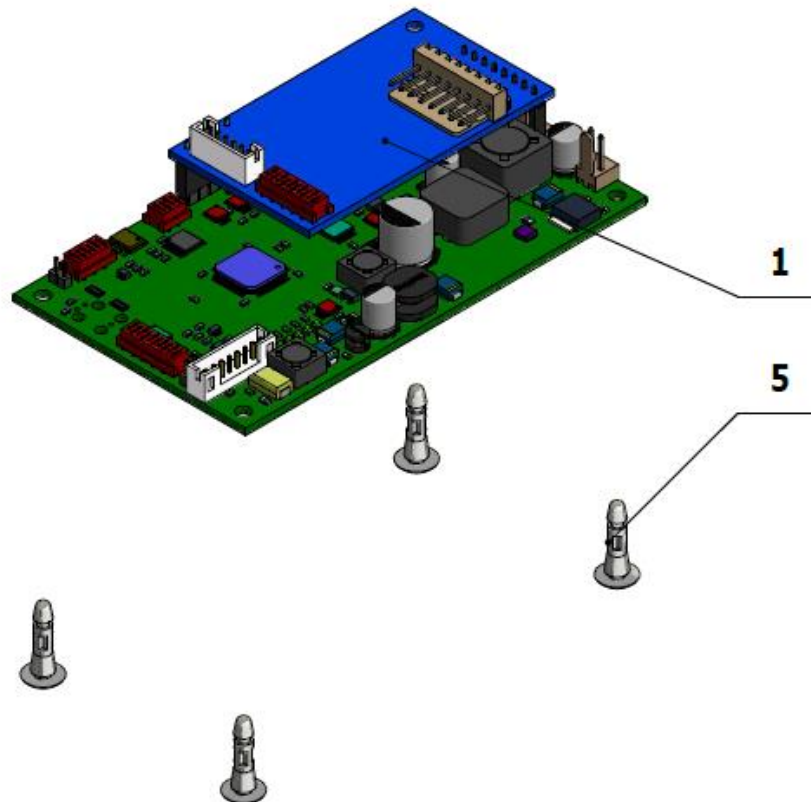


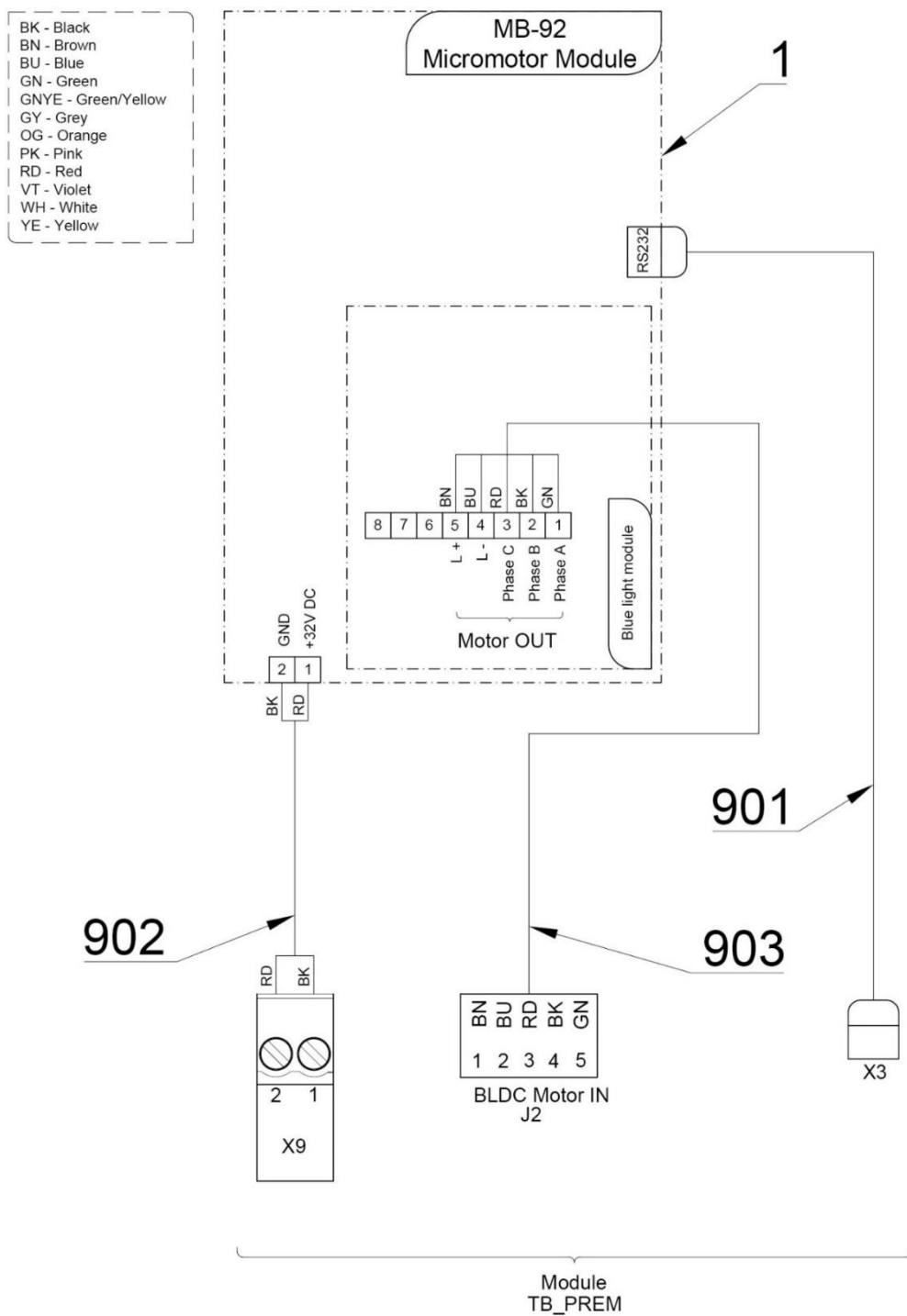
Pos.	Item no.	Product name	QTY	Unit	SP
001	DSMB92.V1	DX PRO MODULE	1.00	PC.	X
005	ME371418.019	PCB SUPPORT 10x2x3 PA 6.6	4.00	PC.	
901	ME374010.064	CABLE DX - TB PREM	1.00	PC.	
903	A653-180-903-0	CONNECTION WIRES PRE DX	1.00	PC.	

PZ_22_034_4/8/2022

9.7 - EL. CONNECTION MOTOR MODULE MB92 BLUE.V1 FOR DX PRO BLUE – A653-180-029-0

Item no.	Product name	SP
A653-180-029-0_K-001	EL. CONNECTION MOTOR MODULE MB92 BLUE.V1 FOR DX PRO BLUE	X





Pos.	Item no.	Product name	QTY	Unit	SP
001	DSMB92BLUE.V1	DX PRO BLUE MODULE	1.00	PC.	X
005	ME371418.019	PCB SUPPORT 10x2x3 PA 6.6	4.00	PC.	X
901	ME374010.064	CABLE DX - TB PREM	1.00	PC.	X
903	A653-180-903-0	CONNECTION WIRES FOR DX	1.00	PC	X

PZ_22_034_4/8/2022

10 - SCALERS

10.1 - UOZK EMS

10.1.1 - KIT EMS FS-433 WITHOUT LIGHT – A653-999-008-0

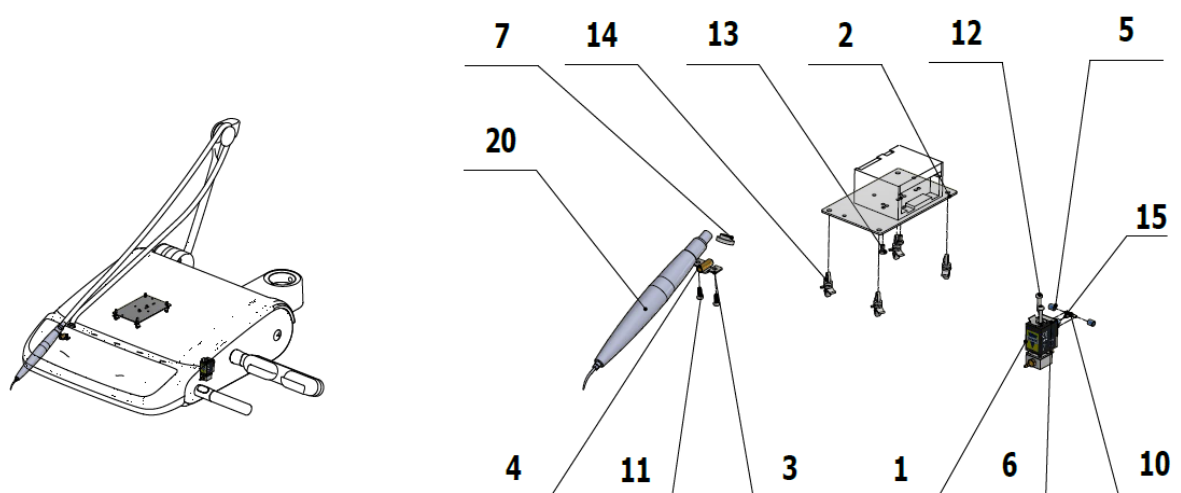
Item no.	Product name	SP
A653-999-008-0_K-001	KIT EMS FS-433 WITHOUT LIGHT	X

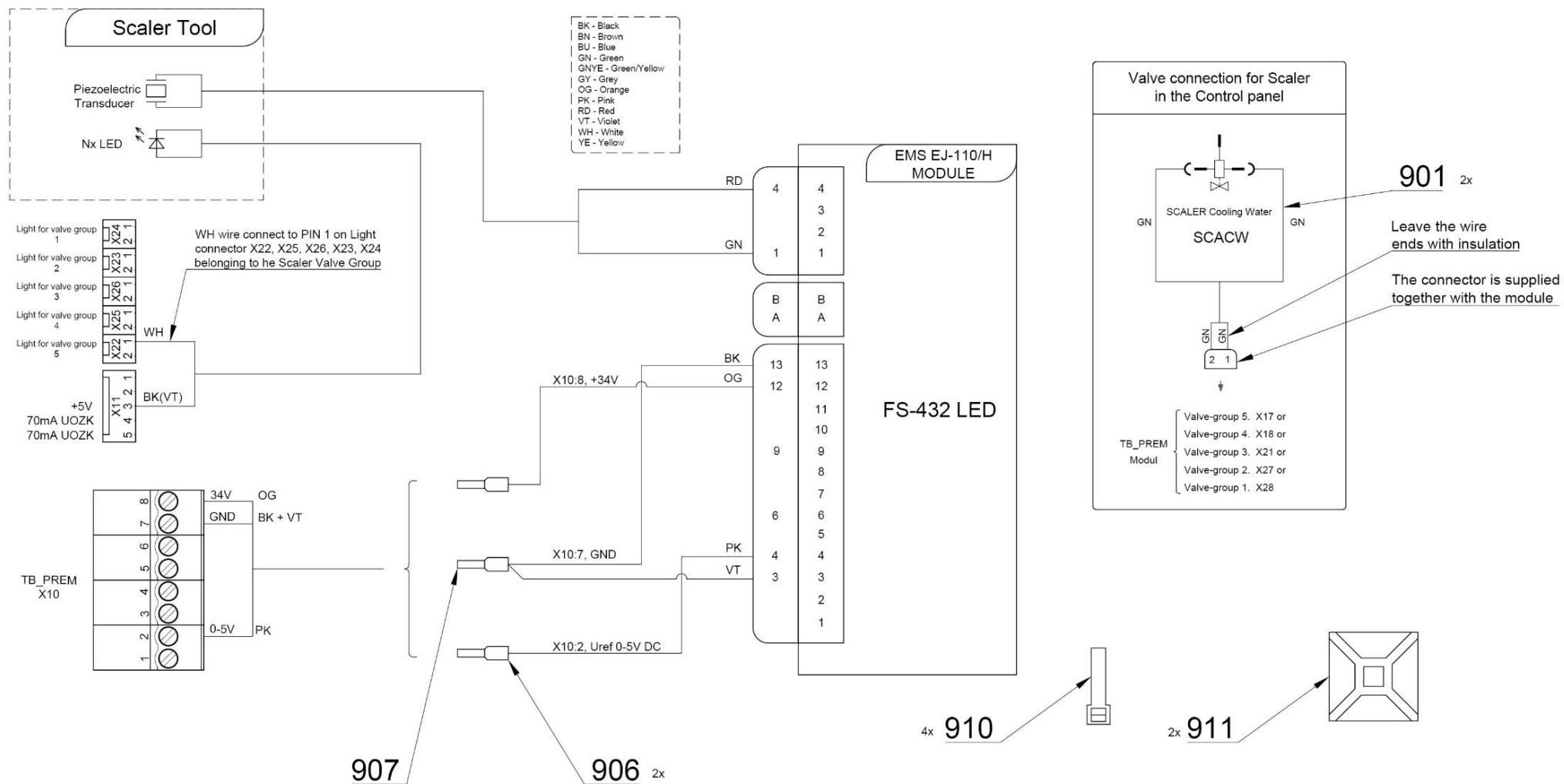
Pos.	Item no.	Product name	QTY	Unit	SP
001	A653-201-001-0	ACC. UOZK EMS FS-433	1.00	PC.	
002	ME283367.121	UOZK EMS FS-433	1.00	PC.	

5/21/2021

10.1.2 - ACC. UOZK EMS FS-432 LED – A653-200-001-0

Item no.	Product name	SP
A653-200-001-0_K-001	ACC. UOZK EMS FS-432 LED	X



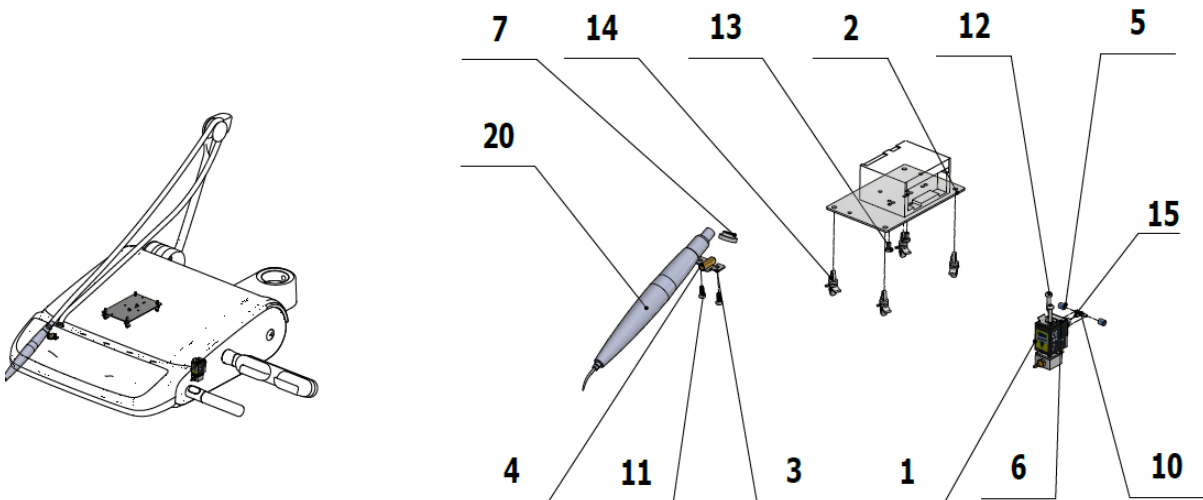


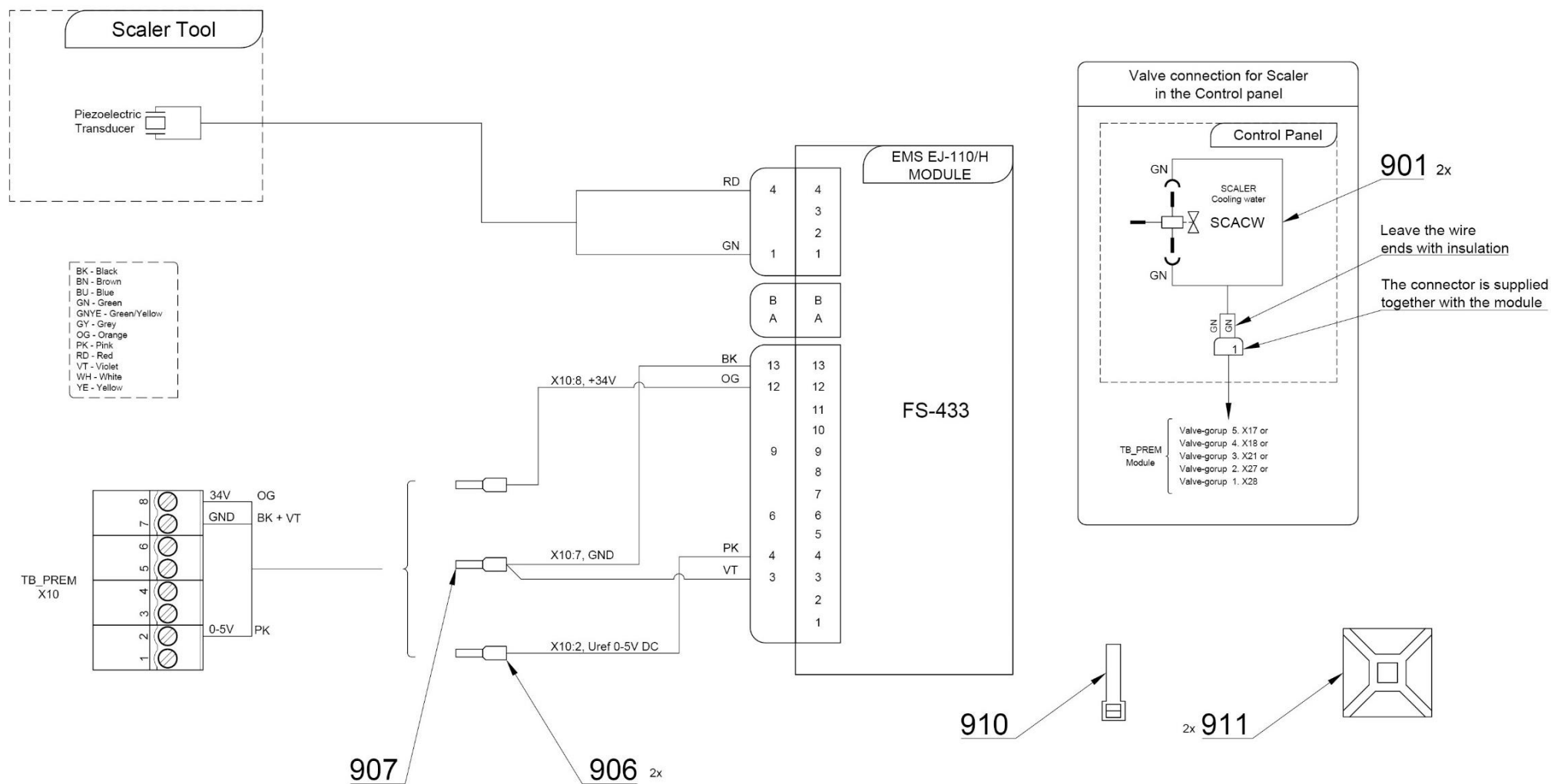
Pos.	Item no.	Product name	QTY	Unit	SP
001	A653-150-020-0	SOLENOID VALVE, SIRAI COMPLETE	1.00	PC.	X
003	V653-150-020-0	HOSE CLAMP	1.00	PC.	X
002	V647.47-00-01	BASE UNDER SCALER	1.00	PC.	X
004	V601.40-00-06	INSERT, P8.6	1.00	PC.	X
005	V608.45-00-08	LOCK RING, 1	2.00	PC.	X
006	V400.01-01-40	LABEL, TEXT		PC.	
007	V653-150-019-0	HOSE SPACER RING	1.00	PC.	X
010	ME336401.015	ADAPTER T210-1	1.00	PC.	X
011	ME307001.012	SCREW STP32 3x9 - H1	2.00	PC.	X
012	ME309332.034	SCREW ST 2,9X16-C	2.00	PC.	X
013	ME309255.051	SCREW M 3X6	2.00	PC.	
014	ME371418.027	SPACER POST.h=6,4mm SNAP-TYPE	4.00	PC.	X
015	ME283367.024	HOSE PUR 1,5/2,7 GREEN	1.00	M	
017	ME272000.017	HOSE 25m TYP 1/5,0	0.12	M	
018	ME345711.034	CLAMP F0505 HC 101	1.00	PC.	
019	ME397900.012	CABLE TIE F 0301 CV-094	1.00	PC.	
020	ME283367.120	UOZK EMS FS-432 LED		PC.	
003	V653-150-020-0	HOSE CLAMP	1.00	PC.	X
901	ME374100.037	WIRE YV - GN	2.00	PC.	X
906	ME375000.010	INSULATED CRIMP FITTING-NITI 0,25x8 BU	2.00	PC.	
907	ME375000.003	INSULATED CRIMP FITTING-NITI 0,5X8WH	1.00	PC.	
910	ME397900.012	CABLE TIE F 0301 CV-094	4.00	PC.	
911	ME345711.034	CLAMP F0505 HC 101	2.00	PC.	

PZ_21_122_9/29/2021

10.1.3 - ACC. UOZK EMS FS-433 – A653-201-001-0

Item no.	Product name	SP
A653-201-001-0_K-001	ACC. UOZK EMS FS-433	X



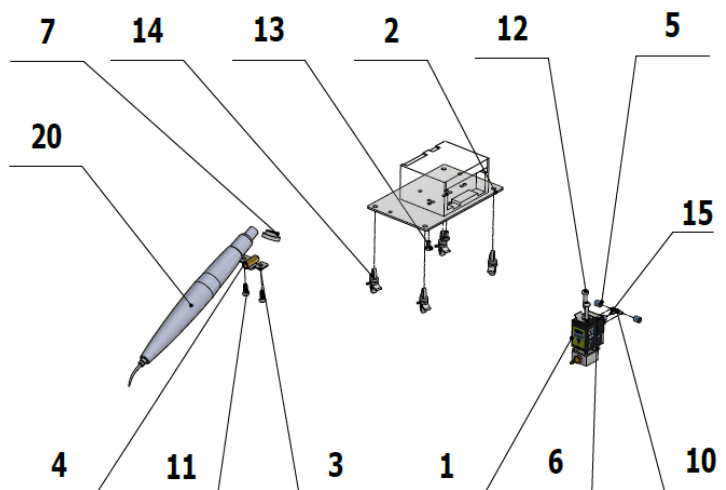
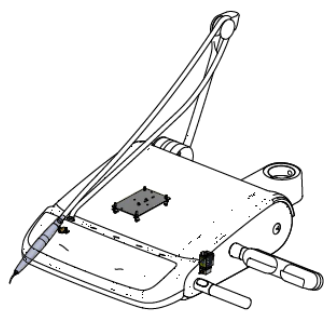


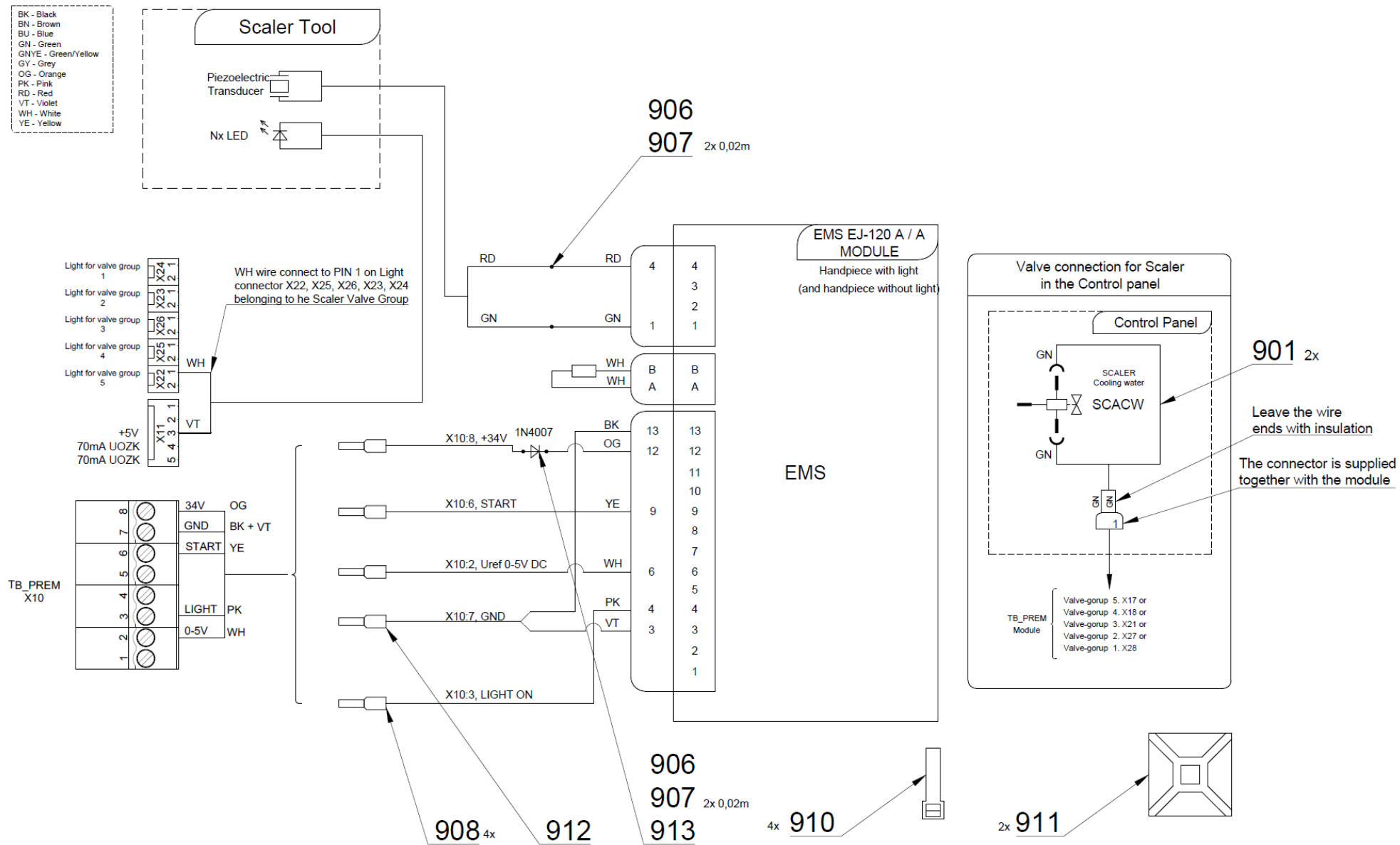
Pos.	Item no.	Product name	QTY	Unit	SP
001	A653-150-020-0	SOLENOID VALVE, SIRAI COMPLETE	1.00	PC.	X
002	V647.47-00-01	BASE UNDER SCALER	1.00	PC.	X
003	V653-150-020-0	HOSE CLAMP	1.00	PC.	X
004	V601.40-00-06	INSERT, P8.6	1.00	PC.	X
005	V608.45-00-08	LOCK RING, 1	2.00	PC.	X
006	V400.01-01-40	LABEL, TEXT		PC.	
010	ME336401.015	ADAPTER T210-1	1.00	PC.	
011	ME307001.012	SCREW STP32 3x9 - H1	2.00	PC.	X
012	ME309332.034	SCREW ST 2,9X16-C	2.00	PC.	X
013	ME309255.051	SCREW M 3X6	2.00	PC.	X
014	ME371418.027	SPACER POST.h=6,4mm SNAP-TYPE	4.00	PC.	X
015	ME283367.024	HOSE PUR 1,5/2,7 GREEN	1.00	M	
017	ME272000.017	HOSE 25m TYP 1/5,0	0.12	M	
018	ME345711.034	CLAMP F0505 HC 101	1.00	PC.	
019	ME397900.012	CABLE TIE F 0301 CV-094	1.00	PC.	
020	ME283367.121	UOZK EMS FS-433		PC.	
901	ME374100.037	WIRE YV - GN	2.00	PC.	
906	ME375000.010	INSULATED CRIMP FITTING-NITI 0,25x8 BU	2.00	PC.	
907	ME375000.003	INSULATED CRIMP FITTING-NITI 0,5X8WH	1.00	PC.	
910	ME397900.012	CABLE TIE F 0301 CV-094	4.00	PC.	
911	ME345711.034	CLAMP F0505 HC 101	2.00	PC.	

PZ_21_122_9/29/2021

10.1.4 - ACC. UOZK EMS LIGHT FS-367 – A653-202-001-0

Item no.	Product name	SP
A653-202-001-0_K-001	ACC. UOZK EMS LIGHT FS-367	X





Pos.	Item no.	Product name	QTY	Unit	SP
001	A653-150-020-0	SOLENOID VALVE, SIRAI COMPLETE	1.00	PC.	X
002	V647.47-00-01	BASE UNDER SCALER	1.00	PC.	X
004	V601.40-00-06	INSERT, P8.6	1.00	PC.	X
005	V608.45-00-08	LOCK RING, 1	2.00	PC.	X
006	V400.01-01-40	LABEL, TEXT		PC.	
010	ME336401.015	ADAPTER T210-1	1.00	PC.	
011	ME307001.012	SCREW STP32 3x9 - H1	2.00	PC.	X
012	ME309332.034	SCREW ST 2,9X16-C	2.00	PC.	X
013	ME309255.051	SCREW M 3X6	2.00	PC.	
014	ME371418.027	SPACER POST.h=6,4mm SNAP-TYPE	4.00	PC.	X
015	ME283367.024	HOSE PUR 1,5/2,7 GREEN	1.00	M	
017	ME272000.017	HOSE 25m TYP 1/5,0	0.12	M	
018	ME345711.034	CLAMP F0505 HC 101	1.00	PC.	
019	ME397900.012	CABLE TIE F 0301 CV-094	1.00	PC.	
020	ME283367.098	UOZK EMS FS-367 LED		PC.	
003	V653-150-020-0	HOSE CLAMP	1.00	PC.	X
901	ME374100.037	WIRE YV - GN	2.00	PC.	X
907	ME243422.010	SHRINK-FIT INSUL.SLEEVE P 2,1 BLACK	0.10	M	
908	ME375000.010	INSULATED CRIMP FITTING-NITI 0,25x8 BU	4.00	PC.	
910	ME397900.012	CABLE TIE F 0301 CV-094	4.00	PC.	
911	ME345711.034	CLAMP F0505 HC 101	2.00	PC.	
912	ME375000.003	INSULATED CRIMP FITTING-NITI 0,5X8WH	1.00	PC.	
913	ME372000.020	DIODE 1N 4007 1A/1000V	1.00	PC.	X

PZ_21_122_9/29/2021

10.2 - UOZK SATELEC

10.2.1 - KIT SATELEC SP XINETIC WITHOUT LIGHT – A653-999-009-0

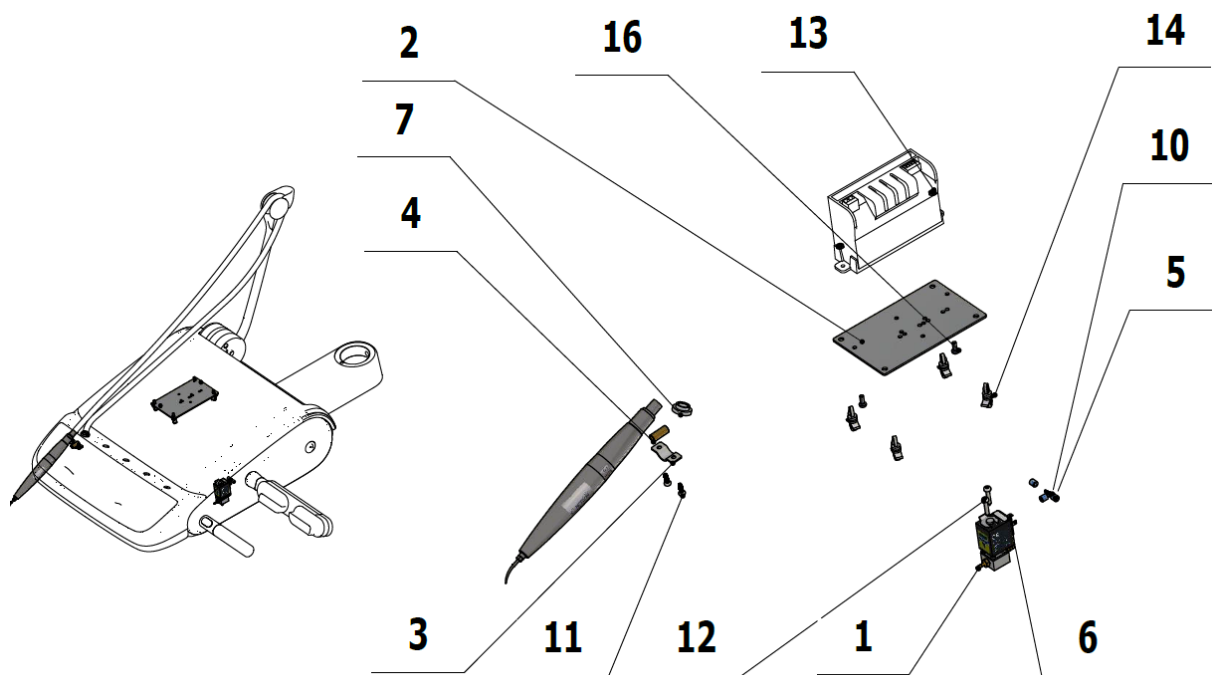
Item no.	Product name	SP
A653-999-009-0_K-001	KIT SATELEC SP XINETIC WITHOUT LIGHT	X

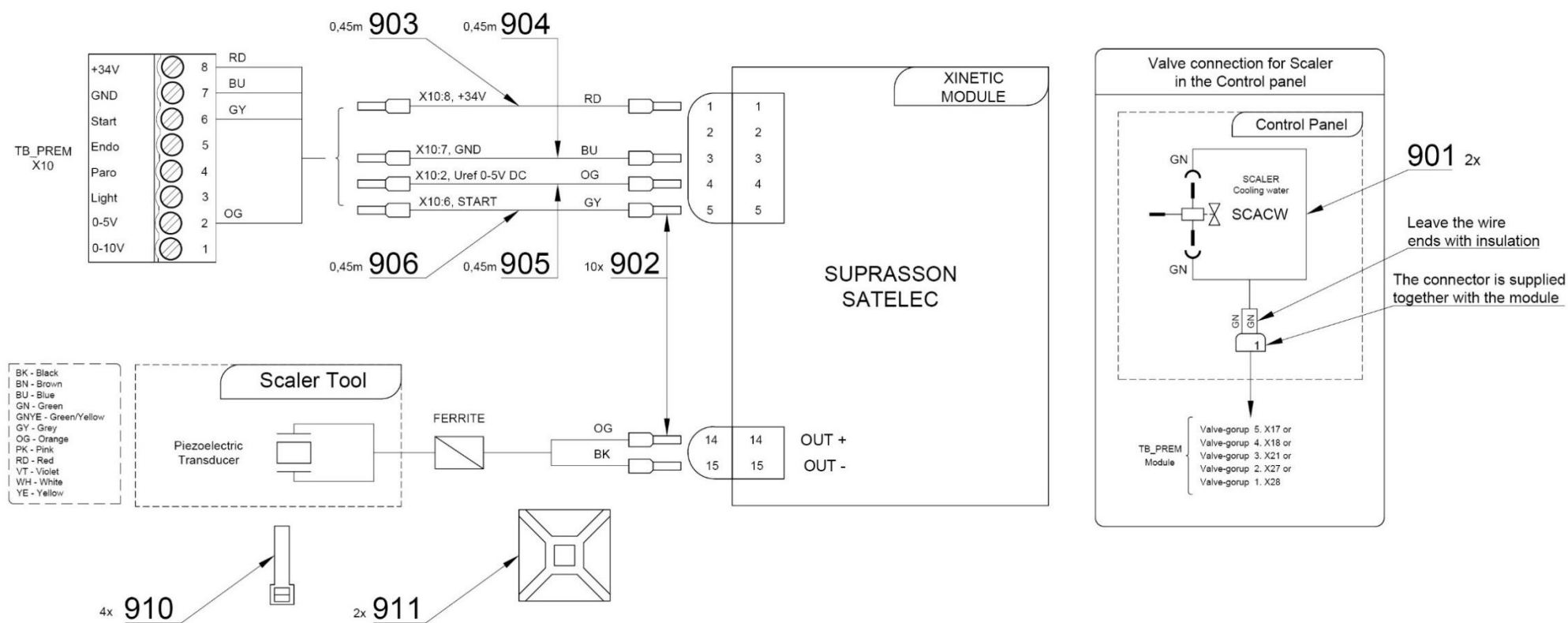
Pos.	Item no.	Product name	QTY	Unit	SP
001	A653-210-001-0	ACC. UOZK SATELEC ACTEON XINETIC	1.00	PC.	
002	ME283367.118	UOZK SATELEC ACTEON XINETIC	1.00	PC.	

5/20/2021

10.2.2 -ACC. UOZK SATELEC ACTEON XINETIC – A653-210-001-0

Item no.	Product name	SP
A653-210-000-0_K-001	ACC. UOZK SATELEC ACTEON XINETIC	X



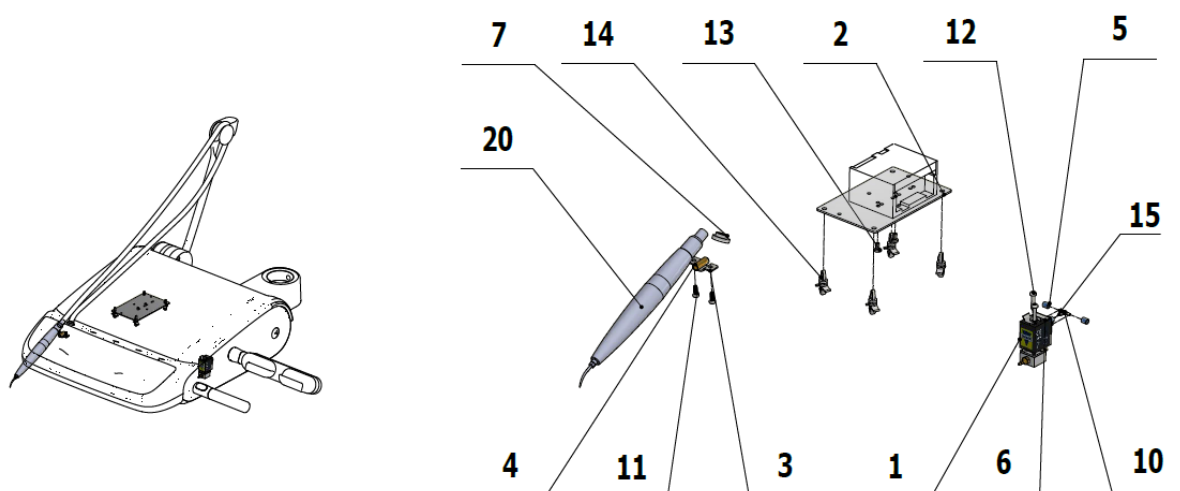


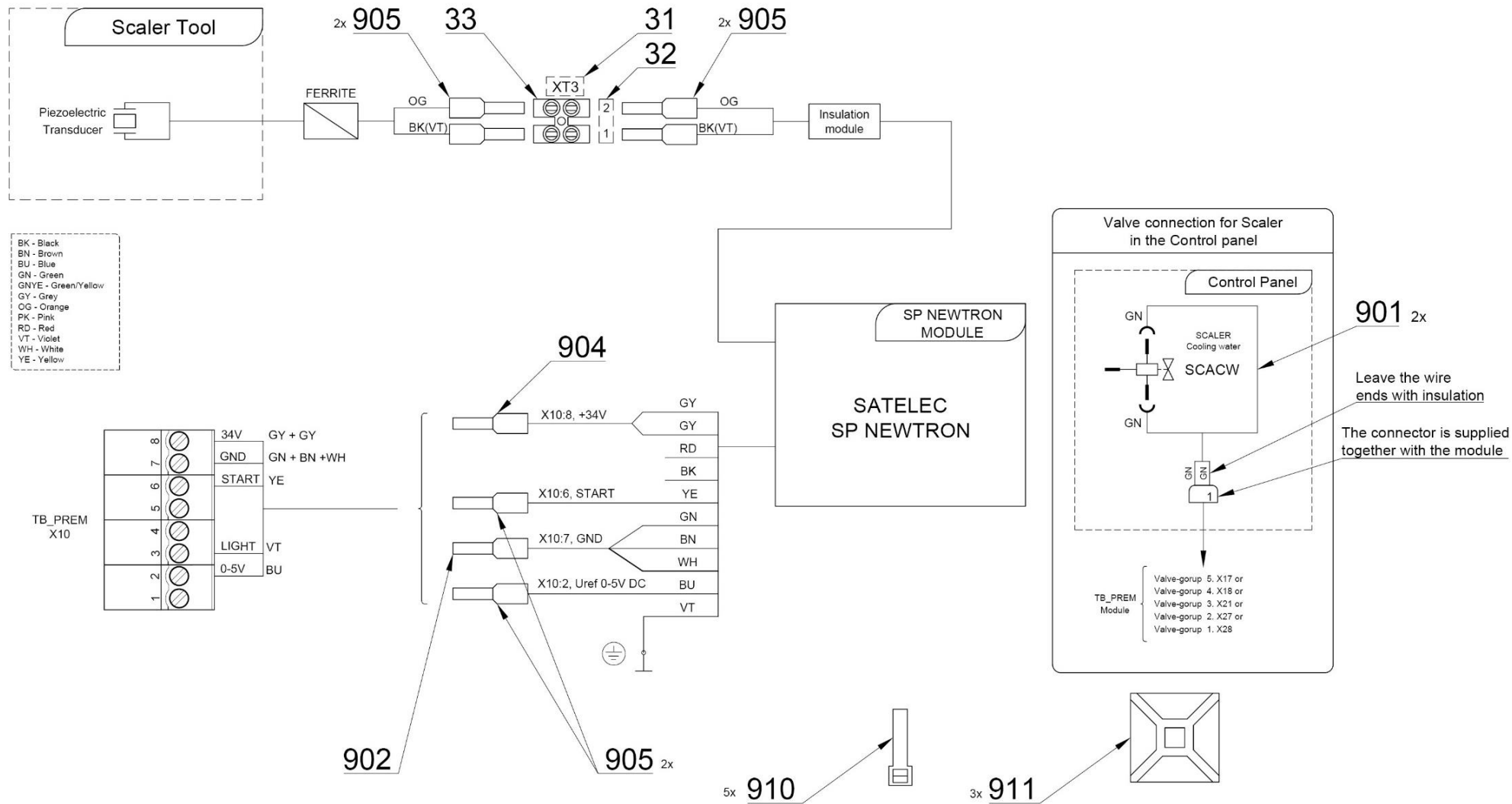
Pos	Item no.	Product name	QTY	Unit	SP
001	A653-150-020-0	SOLENOID VALVE, SIRAI COMPLETE	1.00	PC.	X
002	V647.47-00-01	BASE UNDER SCALER	1.00	PC.	X
003	V653-150-020-0	HOSE CLAMP	1.00	PC.	X
004	V621.51-00-10	INSERT, P6.2	1.00	PC.	X
005	V608.45-00-08	LOCK RING, 1	2.00	PC.	X
006	V400.01-01-40	LABEL, TEXT		PC.	
007	V653-150-019-0	HOSE SPACER RING	1.00	PC.	X
010	ME336401.015	ADAPTER T210-1	1.00	PC.	X
011	ME307001.012	SCREW STP32 3x9 - H1	2.00	PC.	X
012	ME309332.034	SCREW ST 2,9X16-C	2.00	PC.	X
013	ME311210.019	NUT M 3	2.00	PC.	
014	ME371418.027	SPACER POST.h=6,4mm SNAP-TYPE	4.00	PC.	X
015	ME283367.024	HOSE PUR 1,5/2,7 GREEN	1.00	M	
016	ME309255.036	SCREW M 3X8	2.00	PC.	
017	ME272000.017	HOSE 25m TYP 1/5,0	0.12	M	
018	ME345711.034	CLAMP F0505 HC 101	1.00	PC.	
019	ME397900.012	CABLE TIE F 0301 CV-094	1.00	PC.	
020	ME283367.118	UOZK SATELEC ACTEON XINETIC		PC.	
901	ME374100.037	WIRE YV - GN	2.00	PC.	X
902	ME375000.010	INSULATED CRIMP FITTING-NITI 0,25x8 BU	10.00	PC.	
903	ME341419.006	WIRE LiY 0,25 RD - 4126104S	0.45	M	X
904	ME341419.002	WIRE LiY 0,25 BU - 4126002S	0.45	M	X
905	ME341419.016	WIRE LiY 0,25 OG	0.45	M	X
906	ME341419.008	WIRE LiY 0,25 GY - 4126106S	0.45	M	X
910	ME397900.012	CABLE TIE F 0301 CV-094	4.00	PC.	
911	ME345711.034	CLAMP F0505 HC 101	2.00	PC.	

PZ_21_122_9/29/2021

10.2.3 - ACC. UOZK SATELEC NEWTRON – A653-211-001-0

Item no.	Product name	SP
A653-211-001-0_K-001	ACC. UOZK SATELEC NEWTRON	X



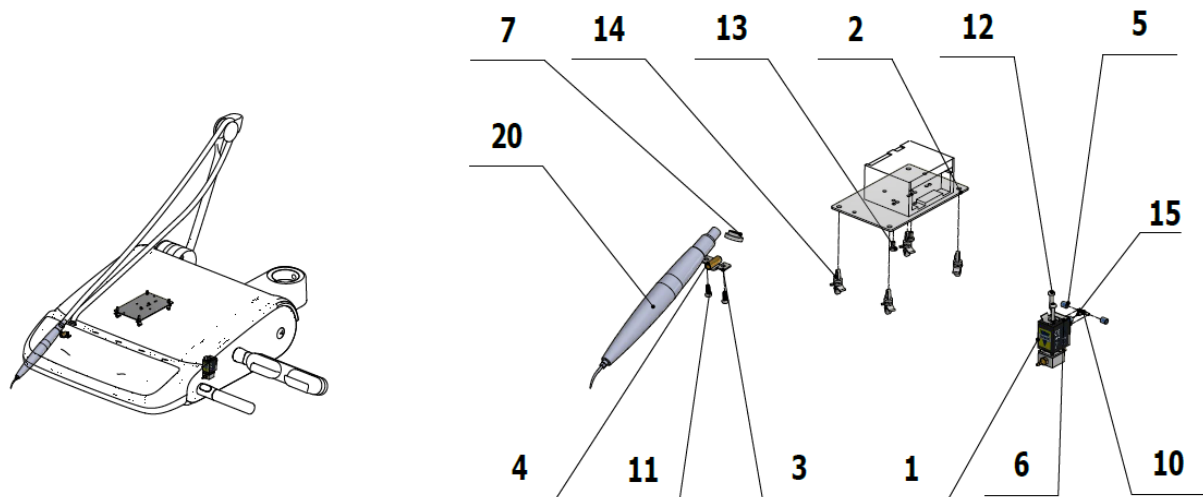


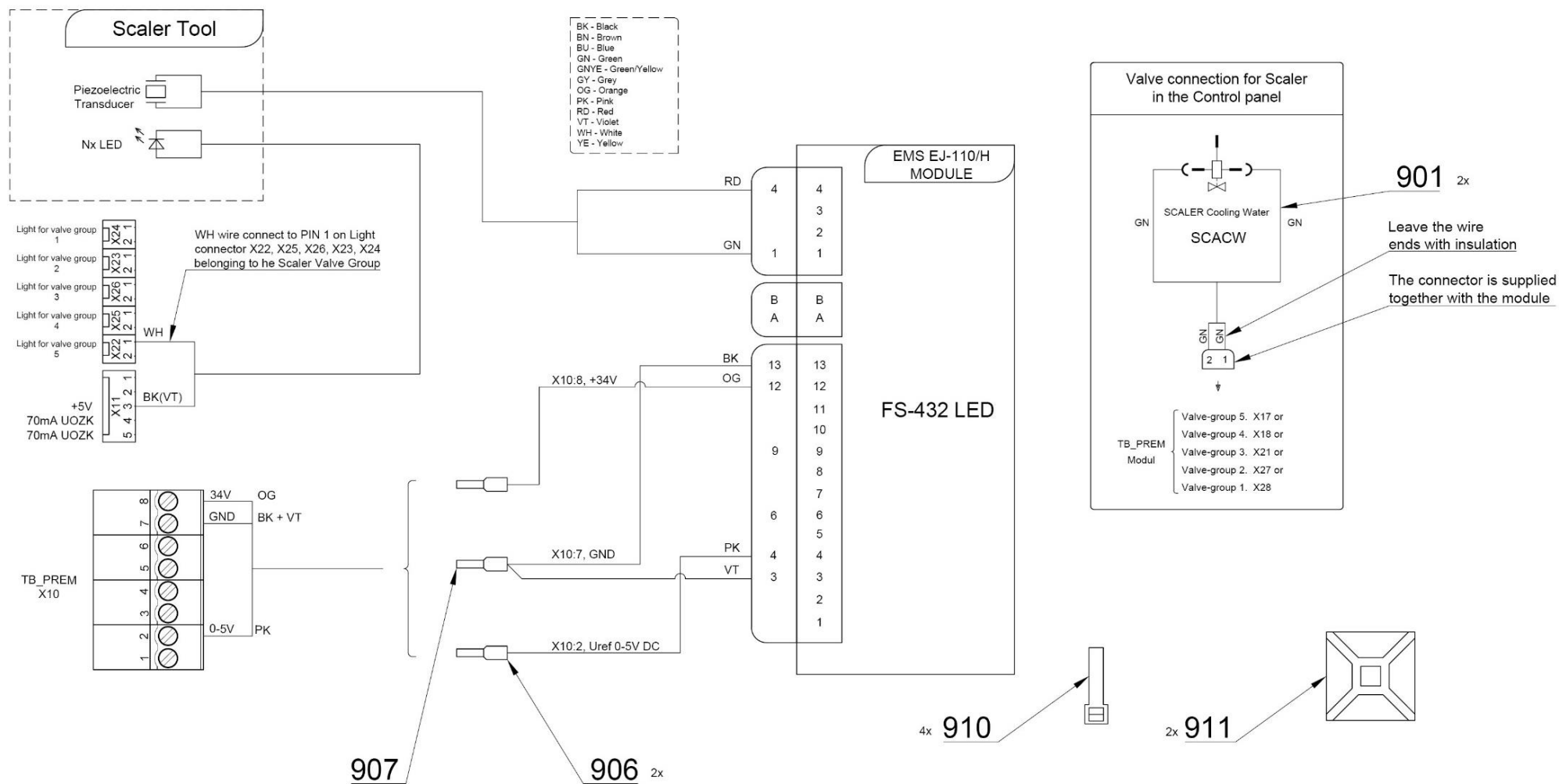
Pos.	Item no.	Product name	QTY	Unit	SP
001	A653-150-020-0	COMPLETE VALVE ELM. SIRAI	1.00	PC.	X
002	V647.47-00-01	BASE UNDER UOZK	1.00	PC.	X
003	V653-150-020-0	HOSE CLAMP	1.00	PC.	X
004	V621.51-00-10	INSERT P6,2	1.00	PC.	X
005	V608.45-00-08	LOCK RING 1	2.00	PC.	X
006	V400.01-01-40	LABEL TEXT		PC.	
007	V653-150-019-0	HOSE SPACER RING	1.00	PC.	
010	ME336401.015	ADAPTER T210-1	1.00	PC.	X
011	ME307001.012	SCREW STP32 3x9 - H1	2.00	PC.	X
012	ME309332.034	SCREW ST 2,9X16-C	2.00	PC.	X
013	ME309255.051	SCREW M 3X6	2.00	PC.	
014	ME371418.027	SAPCER POST.h=6,4mm SNAP-TYPE	4.00	PC.	X
015	ME283367.024	HOSE PUR 1,5/2,7 GREEN	1.00	M	
017	ME272000.017	HOSE 25m TYP 1/5,0	0.12	M	
018	ME345711.034	CLAMP F0505 HC 101	1.00	PC.	
019	ME397900.012	CABLE TIE F 0301 CV-094	1.00	PC.	
020	ME283367.066	UOZK SATELEC NEWTRON		PC.	
031	V400.01-00-49	LABEL XT3		PC.	
032	ME735000.169	LABEL 4-602.2-90-23	1.00	PC.	
033	ME345621.012	TERMINAL STRIP M 093CS	1.00	PC.	X
901	ME374100.037	WIRE YV - GN	2.00	PC.	X
902	ME375000.002	INSULATED CRIMP FITTING-NITI 0,75X8GY	1.00	PC.	
904	ME375000.003	INSULATED CRIMP FITTING-NITI 0,5X8WH	1.00	PC.	
905	ME375000.010	INSULATED CRIMP FITTING-NITI 0,25x8 BU	6.00	PC.	
910	ME397900.012	CABLE TIE F 0301 CV-094	5.00	PC.	
911	ME345711.034	CLAMP F0505 HC 101	3.00	PC.	

PZ_21_122_9/29/2021

10.2.4 - ACC. UOZK SATELEC NEWTRON LED – A653-212-001-0

Item no.	Product name	SP
A653-212-001-0_K-001	ACC. UOZK SATELEC NEWTRON LED	X





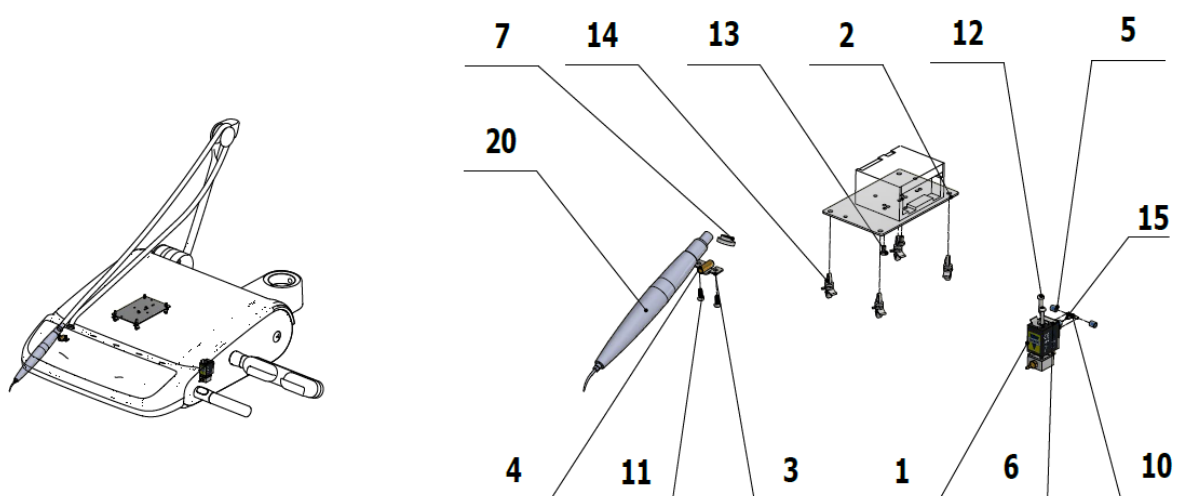
Pos.	Item no	Product name	QTY	Unit	SP
001	A653-150-020-0	SOLENOID VALVE, SIRAI COMPLETE	1.00	PC.	X
007	V653-150-019-0	HOSE SPACER RING	1.00	PC.	X
002	V647.47-00-01	BASE UNDER SCALER	1.00	PC.	X
004	V621.51-00-10	INSERT, P6.2	1.00	PC.	X
005	V608.45-00-08	LOCK RING, 1	2.00	PC.	X
006	V400.01-01-40	LABEL, TEXT		PC.	
010	ME336401.015	ADAPTER T210-1	1.00	PC.	X
011	ME307001.012	SCREW STP32 3x9 - H1	2.00	PC.	X
012	ME309332.034	SCREW ST 2,9X16-C	2.00	PC.	X
013	ME309255.051	SCREW M 3X6	2.00	PC.	
014	ME371418.027	SPACER POST.h=6,4mm SNAP-TYPE	4.00	PC.	X
015	ME283367.024	HOSE PUR 1,5/2,7 GREEN	1.00	M	
017	ME272000.017	HOSE 25m TYP 1/5,0	0.12	M	
018	ME345711.034	CLAMP F0505 HC 101	1.00	PC.	
019	ME397900.012	CABLE TIE F 0301 CV-094	1.00	PC.	
020	ME283367.100	UOZK SATELEC SP NEWTRON LED		PC.	
003	V653-150-020-0	HOSE CLAMP	1.00	PC.	X
031	V400.01-00-49	LABEL XT3		PC.	
032	ME548232.303	LABEL 4-602.8-00-57	1.00	PC.	
033	ME345621.012	TERMINAL STRIP M 093CS	1.00	PC.	X
901	ME374100.037	WIRE YV - GN	2.00	PC.	X
902	ME375000.002	INSULATED CRIMP FITTING-NITI 0,75X8GY	1.00	PC.	
904	ME375000.003	INSULATED CRIMP FITTING-NITI 0,5X8WH	1.00	PC.	
905	ME375000.010	INSULATED CRIMP FITTING-NITI 0,25x8 BU	11.00	PC.	
910	ME397900.012	CABLE TIE F 0301 CV-094	5.00	PC.	
911	ME345711.034	CLAMP F0505 HC 101	3.00	PC.	

PZ_21_122_9/29/2021

10.3 - UOZK LM

10.3.1 - ACC.UOZK LM PROPOWER C ULTRALED – A653-220-001-0

Item no.	Product name	SP
A653-220-001-0_K-001	ACC.UOZK LM PROPOWER C ULTRALED	X



Pos.	Item no.	Product name	QTY	Unit	SP
001	A653-150-020-0	COMPLETE VALVE ELM. SIRAI	1.00	PC.	X
002	V647.47-00-01	BASE UNDER UOZK	1.00	PC.	X
003	V653-150-020-0	HOSE CLAMP	1.00	PC.	X
004	V601.40-00-06	INSERT P8,6	1.00	PC.	X
005	V608.45-00-08	LOCK RING 1	3.00	PC.	X

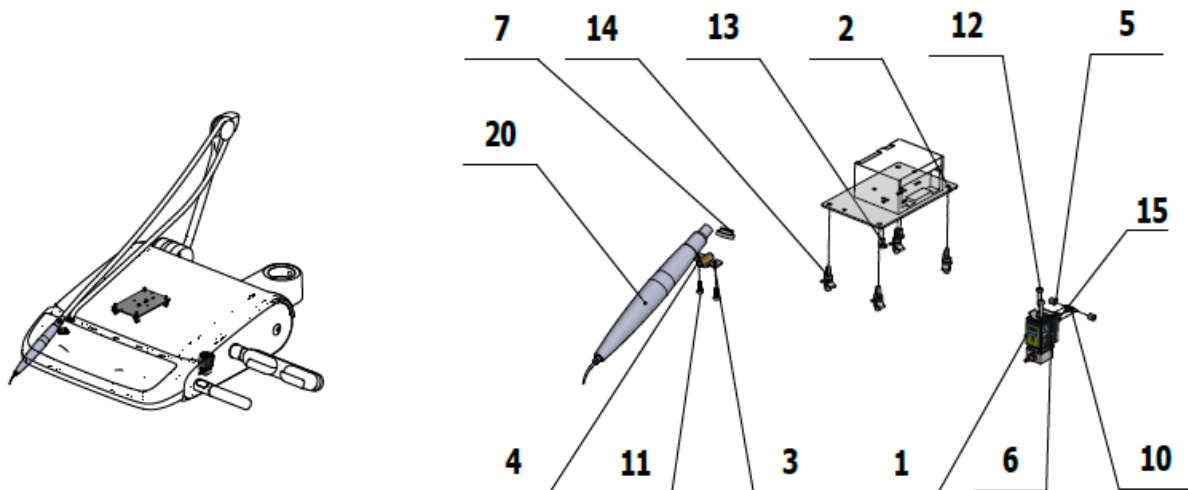
006	V400.01-01-40	LABEL TEXT		PC.	
010	ME336401.015	ADAPTER T210-1	1.00	PC.	X
011	ME307001.012	SCREW STP32 3x9 - H1	2.00	PC.	X
012	ME309332.034	SCREW ST 2,9X16-C	2.00	PC.	X
013	ME309255.051	SCREW M 3X6	2.00	PC.	
014	ME371418.027	SPACER POST.h=6,4mm SNAP-TYPE	4.00	PC.	X
015	ME283367.024	HOSE PUR 1,5/2,7 GREEN	1.00	M	
017	ME272000.017	HOSE 25m TYP 1/5,0	0.12	M	
018	ME345711.034	CLAMP F0505 HC 101	1.00	PC.	
019	ME397900.012	CABLE TIE F 0301 CV-094	1.00	PC.	
020	ME283367.101	UOZK LM-PROPOWER C b-in ULTRALED		PC.	
901	ME374100.037	WIRE YV - GN	2.00	PC.	
902	A653-220-901-0	WIRE LM - ASSEMBLY	1.00	PC.	
903	ME375000.010	INSULATED CRIMP FITTING-NITI 0,25x8 BU	2.00	PC.	
910	ME397900.012	CABLE TIE F 0301 CV-094	4.00	PC.	
911	ME345711.034	CLAMP F0505 HC 101	2.00	PC.	

PZ_21_122_9/29/2021

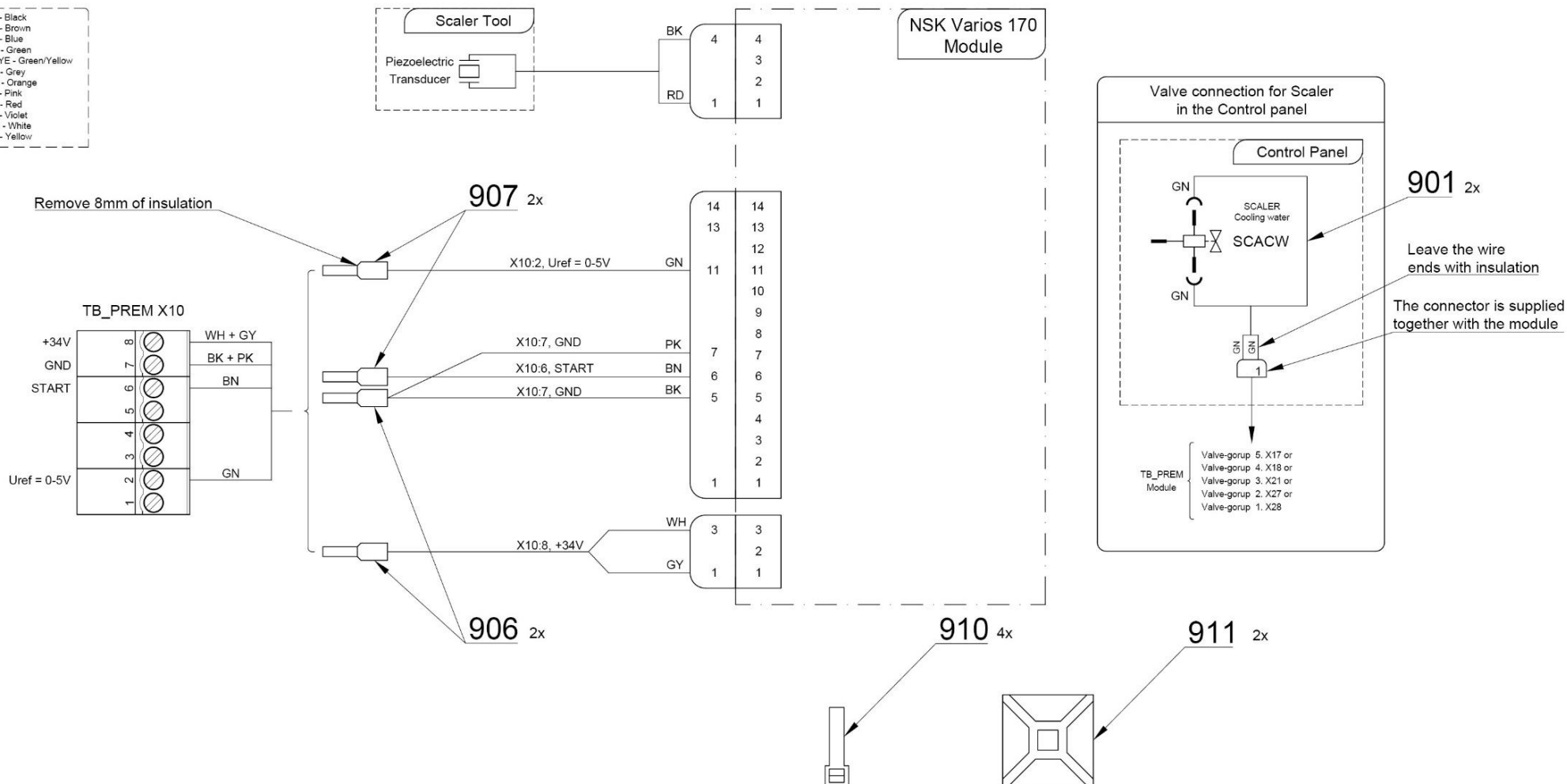
10.4 - UOZK NSK

10.4.1 - ACC. UOZK NSK – A653-230-001-0

Item no.	Product name	SP
A653-230-001-0_K-001	ACC. UOZK NSK	X



BK - Black
BN - Brown
BU - Blue
GN - Green
GNYE - Green/Yellow
GY - Grey
OG - Orange
PK - Pink
RD - Red
VT - Violet
WH - White
YE - Yellow

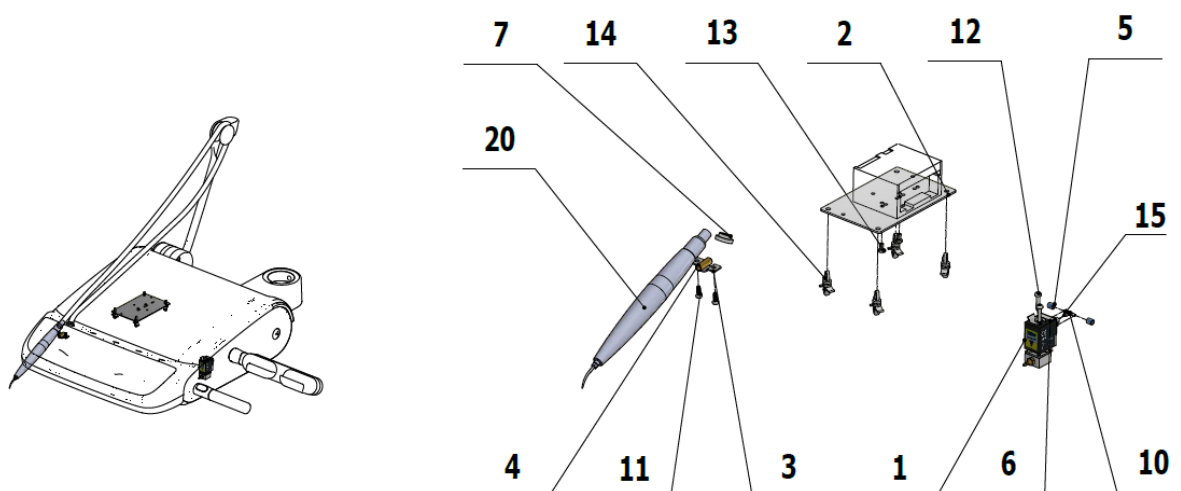


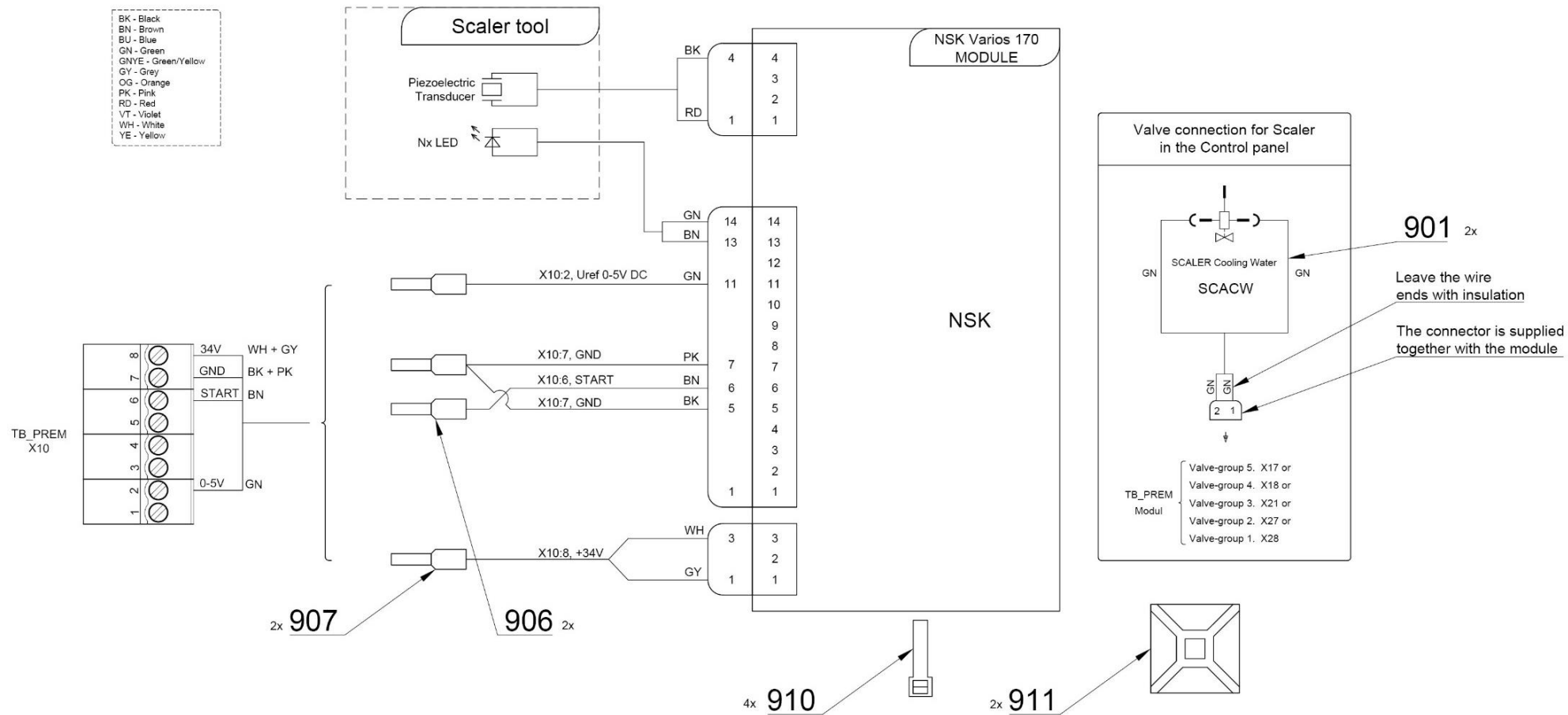
Pos.	Item no.	Product name	QTY	Unit	SP
001	A653-150-020-0	SOLENOID VALVE, SIRAI COMPLETE	1.00	PC.	X
002	V647.47-00-01	BASE UNDER SCALER	1.00	PC.	X
003	V653-150-020-0	HOSE CLAMP	1.00	PC.	X
004	V601.40-00-06	INSERT, P8.6	1.00	PC.	X
005	V608.45-00-08	LOCK RING, 1	2.00	PC.	X
006	V400.01-01-40	LABEL, TEXT		PC.	
010	ME336401.015	ADAPTER T210-1	1.00	PC.	X
011	ME307001.012	SCREW STP32 3x9 - H1	2.00	PC.	X
012	ME309332.034	SCREW ST 2,9X16-C	2.00	PC.	X
013	ME309255.051	SCREW M 3X6	2.00	PC.	
014	ME371418.027	SPACER POST.h=6,4mm SNAP-TYPE	4.00	PC.	X
015	ME283367.024	HOSE PUR 1,5/2,7 GREEN	1.00	M	
017	ME272000.017	HOSE 25m TYP 1/5,0	0.12	M	
018	ME345711.034	CLAMP F0505 HC 101	1.00	PC.	
019	ME397900.012	CABLE TIE F 0301 CV-094	1.00	PC.	
020	ME397920.017	UOZK NSK VA 170		PC.	
904	ME374100.037	WIRE YV - GN	2.00	PC.	X
901	ME374100.037	WIRE YV - GN	2.00	PC.	X
906	ME375000.003	INSULATED CRIMP FITTING-NITI 0,5X8WH	2.00	PC.	
907	ME375000.010	INSULATED CRIMP FITTING-NITI 0,25x8 BU	2.00	PC.	
910	ME397900.012	CABLE TIE F 0301 CV-094	4.00	PC.	
911	ME345711.034	CLAMP F0505 HC 101	2.00	PC.	

PZ_21_122_9/29/2021

10.4.2 - ACC. UOZK NSK VA 170 LED-LUX – A653-231-001-0

Item no.	Product name	SP
A653-231-001-0_K-001	ACC. UOZK NSK VA 170 LED-LUX	X





Pos.	Item no	Product name	QTY	Unit	SP
001	A653-150-020-0	SOLENOID VALVE, SIRAI COMPLETE	1.00	PC.	X
002	V647.47-00-01	BASE UNDER SCALER	1.00	PC.	X
003	V653-150-020-0	HOSE CLAMP	1.00	PC.	X
004	V601.40-00-06	INSERT, P8.6	1.00	PC.	X
005	V608.45-00-08	LOCK RING, 1	2.00	PC.	X
006	V400.01-01-40	LABEL, TEXT		PC.	
007	V653-150-019-0	HOSE LIMITING RING	1.00	PC.	
010	ME336401.015	ADAPTER T210-1	1.00	PC.	X
011	ME307001.012	SCREW STP32 3x9 - H1	2.00	PC.	X
012	ME309332.034	SCREW ST 2,9X16-C	2.00	PC.	X
013	ME309255.051	SCREW M 3X6	2.00	PC.	
014	ME371418.027	SPACER POST.h=6,4mm SNAP-TYPE	4.00	PC.	X
015	ME283367.024	HOSE PUR 1,5/2,7 GREEN	1.00	M	
017	ME272000.017	HOSE 25m TYP 1/5,0	0.12	M	
018	ME345711.034	CLAMP F0505 HC 101	1.00	PC.	
019	ME397900.012	CABLE TIE F 0301 CV-094	1.00	PC.	
020	ME397920.018	UOZK NSK VA 170 LED-LUX		PC.	
901	ME374100.037	WIRE YV - GN	2.00	PC.	
906	ME375000.003	INSULATED CRIMP FITTING-NITI 0,5X8WH	2.00	PC.	
907	ME375000.010	INSULATED CRIMP FITTING-NITI 0,25x8 BU	2.00	PC.	
910	ME397900.012	CABLE TIE F 0301 CV-094	4.00	PC.	
911	ME345711.034	CLAMP F0505 HC 101	2.00	PC.	

PZ_22_064_5/13/2022

10.5 - UOZK WOODPECKER

10.5.1 - KIT WOODPACKER UDS-N3 LED – A653-999-010-0

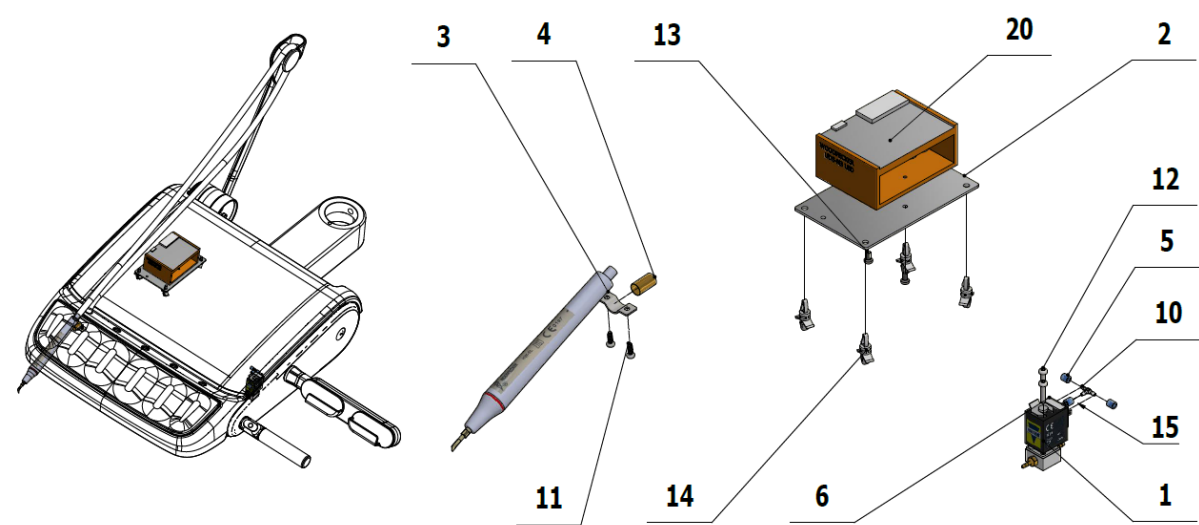
Item no.	Product name	SP
A653-999-010-0_K-001	KIT WOODPACKER UDS-N3 LED	X

Pos.	Item no.	Product name	QTY	Unit	SP
001	A653-240-001-0	ACC. UOZK WOODPECKER	1.00	PC.	
002	ME283367.124	UOZK WOODPECKER UDS-N3 LED	1.00	PC.	

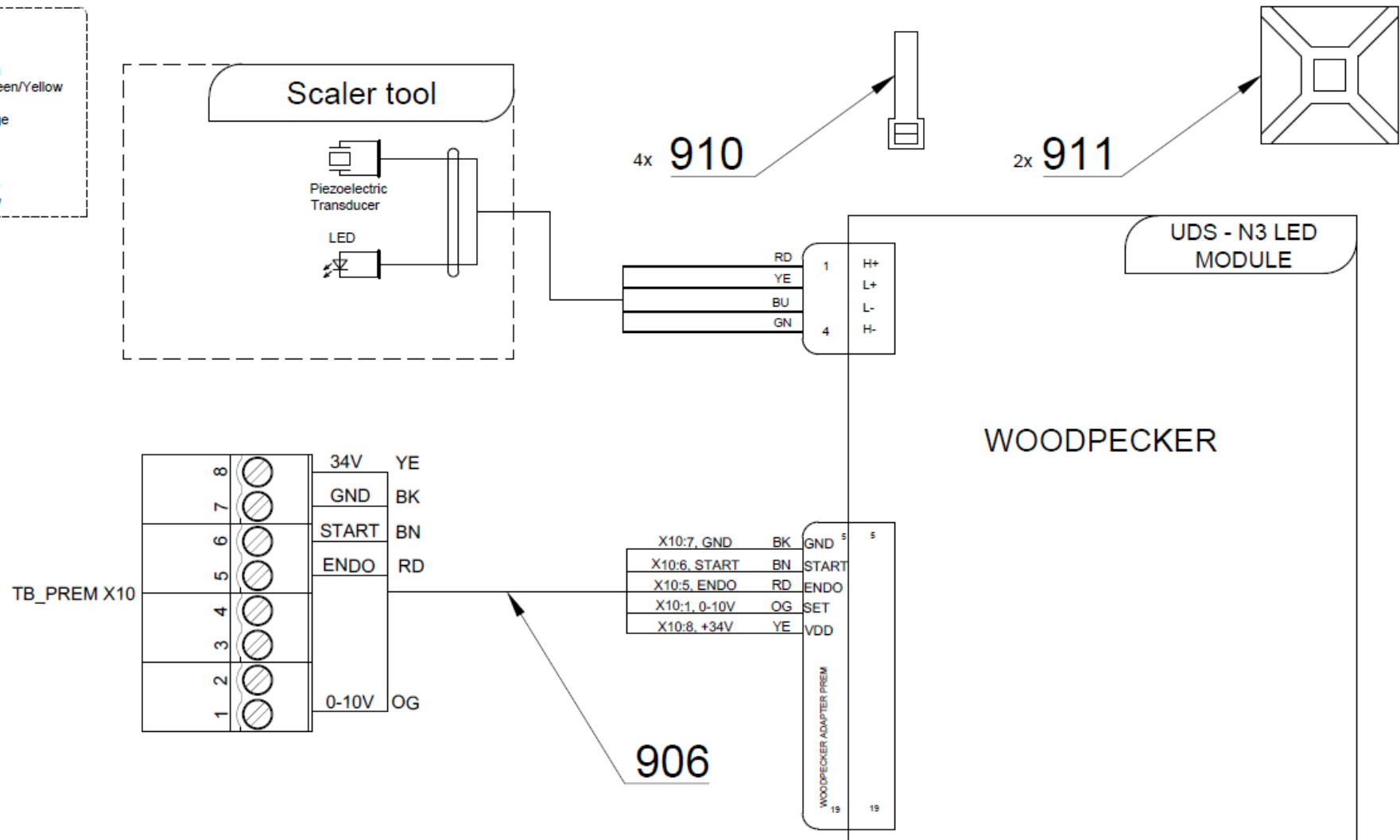
5/21/2021

10.5.2 - ACC. UOZK WOODPECKER – A653-240-001-0

Item no.	Product name	SP
A653-240-001-0_K-001	ACC. UOZK WOODPECKER	X



- BK - Black
- BN - Brown
- BU - Blue
- GN - Green
- GNYE - Green/Yellow
- GY - Grey
- OG - Orange
- PK - Pink
- RD - Red
- VT - Violet
- WH - White
- YE - Yellow



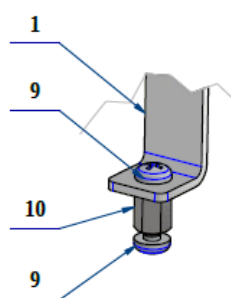
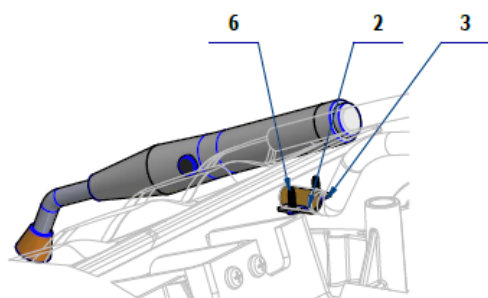
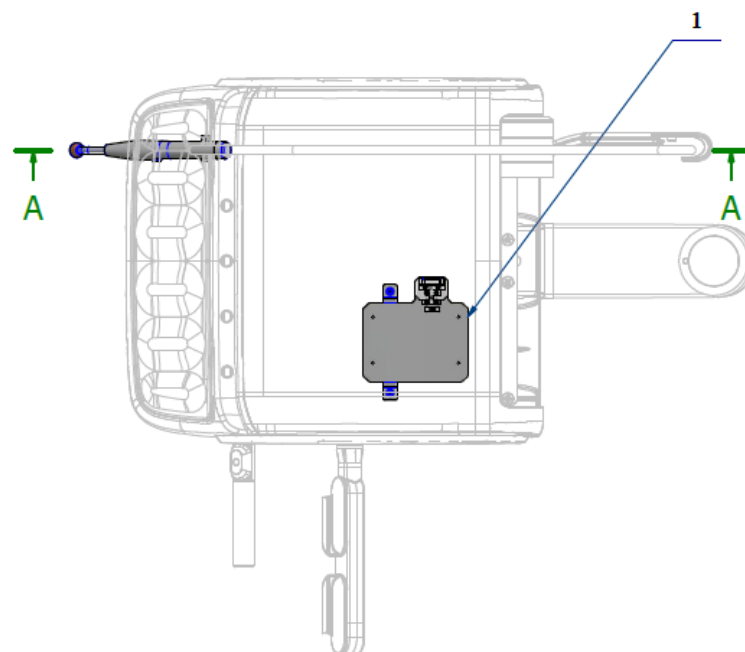
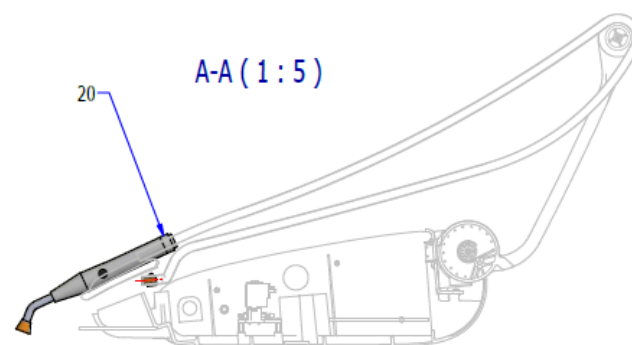
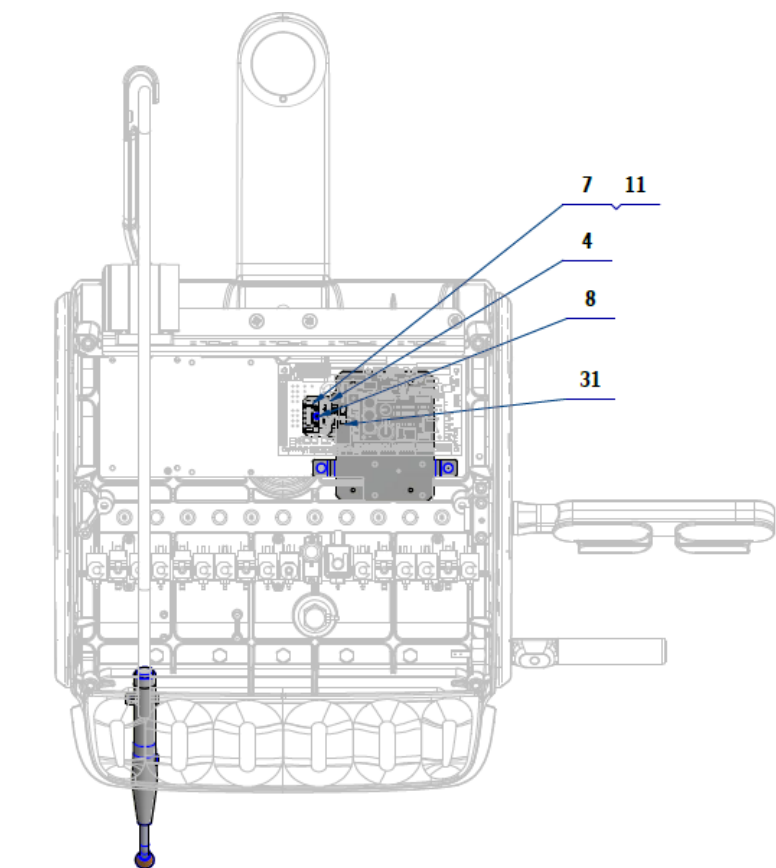
Pos.	Item no.	Product name	QTY	Unit	SP
001	A653-150-020-0	SOLENOID VALVE, SIRAI COMPLETE	1.00	PC.	X
002	V647.47-00-01	BASE UNDER SCALER	1.00	PC.	X
004	V601.40-00-06	INSERT, P8.6	1.00	PC.	X
005	V608.45-00-08	LOCK RING, 1	2.00	PC.	
006	V400.01-01-40	LABEL, TEXT		PC.	
010	ME336401.015	ADAPTER T210-1	1.00	PC.	X
011	ME307001.012	SCREW STP32 3x9 - H1	2.00	PC.	X
012	ME309332.034	SCREW ST 2,9X16-C	2.00	PC.	
013	ME309255.051	SCREW M 3X6	2.00	PC.	X
014	ME371418.027	SPACER POST.h=6,4mm SNAP-TYPE	4.00	PC.	
015	ME283367.024	HOSE PUR 1,5/2,7 GREEN	0.30	M	
017	ME272000.017	HOSE 25m TYP 1/5,0	0.12	M	
018	ME345711.034	CLAMP F0505 HC 101	1.00	PC.	
019	ME397900.012	CABLE TIE F 0301 CV-094	1.00	PC.	
020	ME283367.124	UOZK WOODPECKER UDS-N3 LED		PC.	
003	V653-150-020-0	HOSE CLAMP	1.00	PC.	X
901	ME374100.037	WIRE YV - GN	2.00	PC.	X
906	ME283367.127	WOODPECKER ADAPTER PREM	1.00	PC.	
910	ME397900.012	CABLE TIE F 0301 CV-094	4.00	PC.	
911	ME345711.034	CLAMP F0505 HC 101	2.00	PC.	

PZ_21_122_9/29/2021

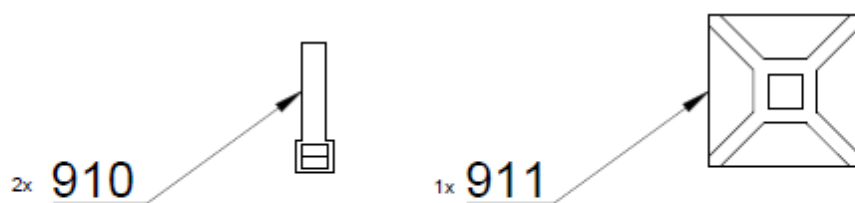
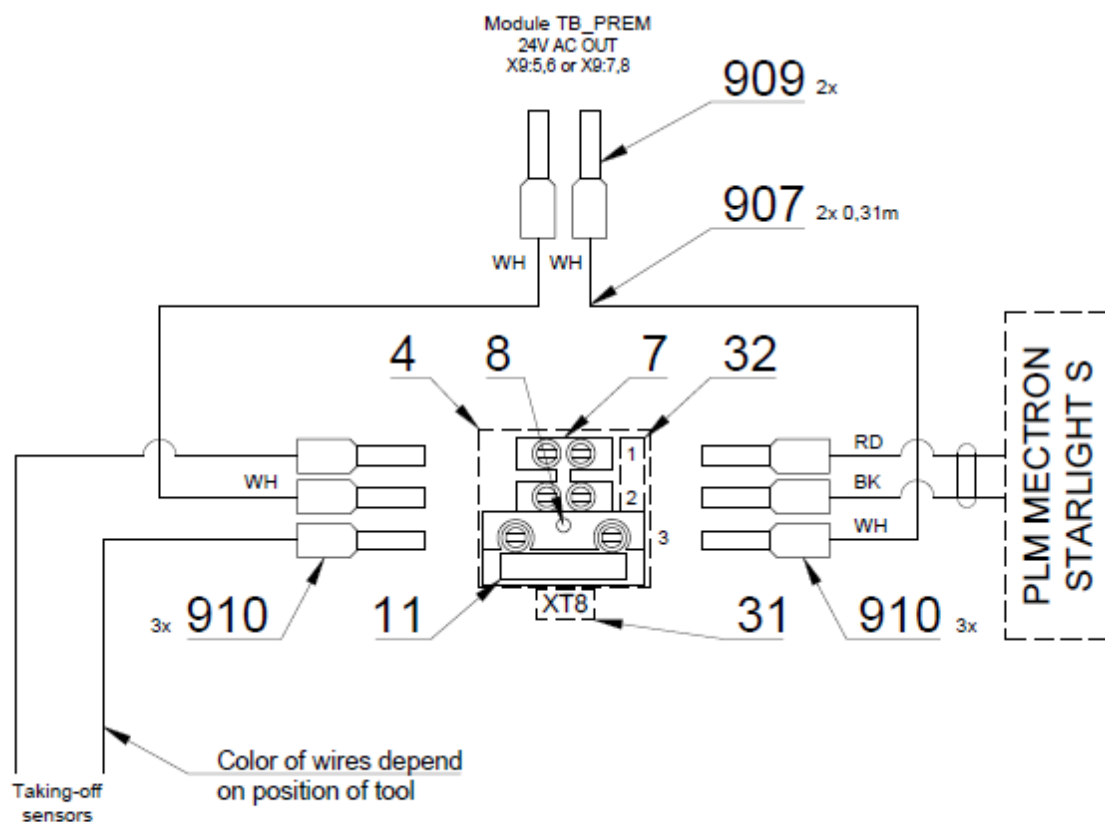
10.6 - PLM

10.6.1- ACC. PLM MECTRON IN CP – A653-280-001-0

Item no.	Product name	SP
A653-280-001-0_K-001	ACC. PLM MECTRON IN CP	X



BK - Black
BN - Brown
BU - Blue
GN - Green
GNYE - Green/Yellow
GY - Grey
OG - Orange
PK - Pink
RD - Red
VT - Violet
WH - White
YE - Yellow

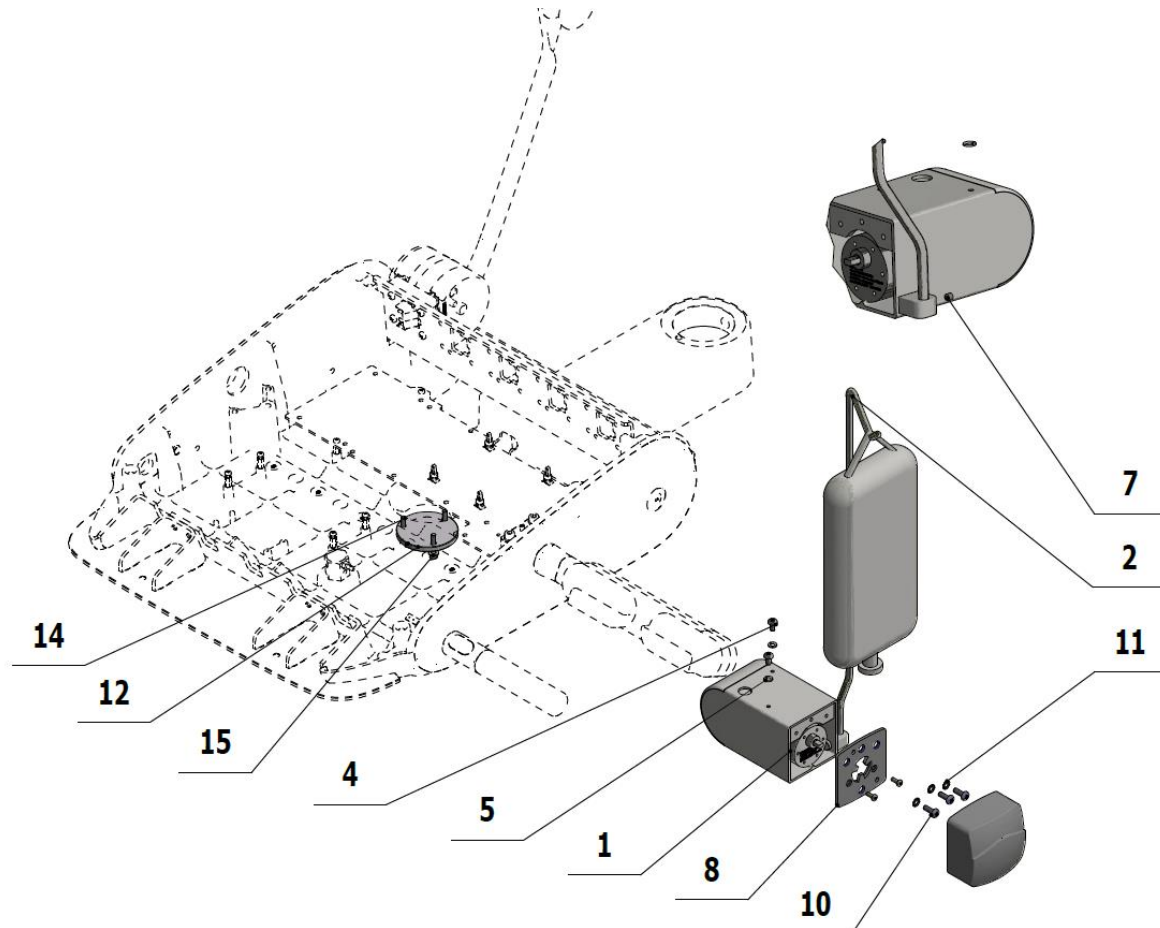


Pos.	Item no.	Product name	QTY	Unit	SP
001	V653-150-005-1	PLATE MINILIGHT	1.00	PC.	X
002	V601.40-00-06	INSERT P8,6	1.00	PC.	X
003	V653-150-020-0	HOSE CLAMP	1.00	PC.	X
004	V653-280-002-0	WASHER	1.00	PC.	
006	ME307001.012	SCREW STP32 3x9 - H1	2.00	PC.	X
007	ME345621.010	TERMINAL BLOCK CM 1035	1.00	PC.	X
008	ME309255.077	SCREW M 3X18	1.00	PC.	
009	ME309255.073	SCREW M 4X6	4.00	PC.	
010	ME371418.012	SPACER POST M4X10mm	2.00	PC.	X
011	ME371814.057	SAFETY CATCH 5X20 T 315 mA	1.00	PC.	X
017	ME272000.017	HOSE 25m TYP 1/5,0	0.12	M	
018	ME345711.034	CLAMP F0505 HC 101	1.00	PC.	
019	ME397900.012	CABLE TIE F 0301 CV-094	1.00	PC.	
020	ME341000.045	PLM MECTRON STARLIGHT S		PC.	
031	V400.01-00-54	LABEL XT8		PC.	
032	ME735000.169	LABEL 4-602.2-90-23	1.00	PC.	
907	ME341419.007	WIRE LiY 0,25 WH - 4126105S	0.62	M	
909	ME375000.006	INSULATED CRIMP FITTING-NITI 2X0,5X8,8WH	2.00	PC.	
910	ME375000.010	INSULATED CRIMP FITTING-NITI 0,25x8 BU	6.00	PC.	
913	ME397900.012	CABLE TIE F 0301 CV-094	2.00	PC.	
914	ME345711.034	CLAMP F0505 HC 101	1.00	PC.	

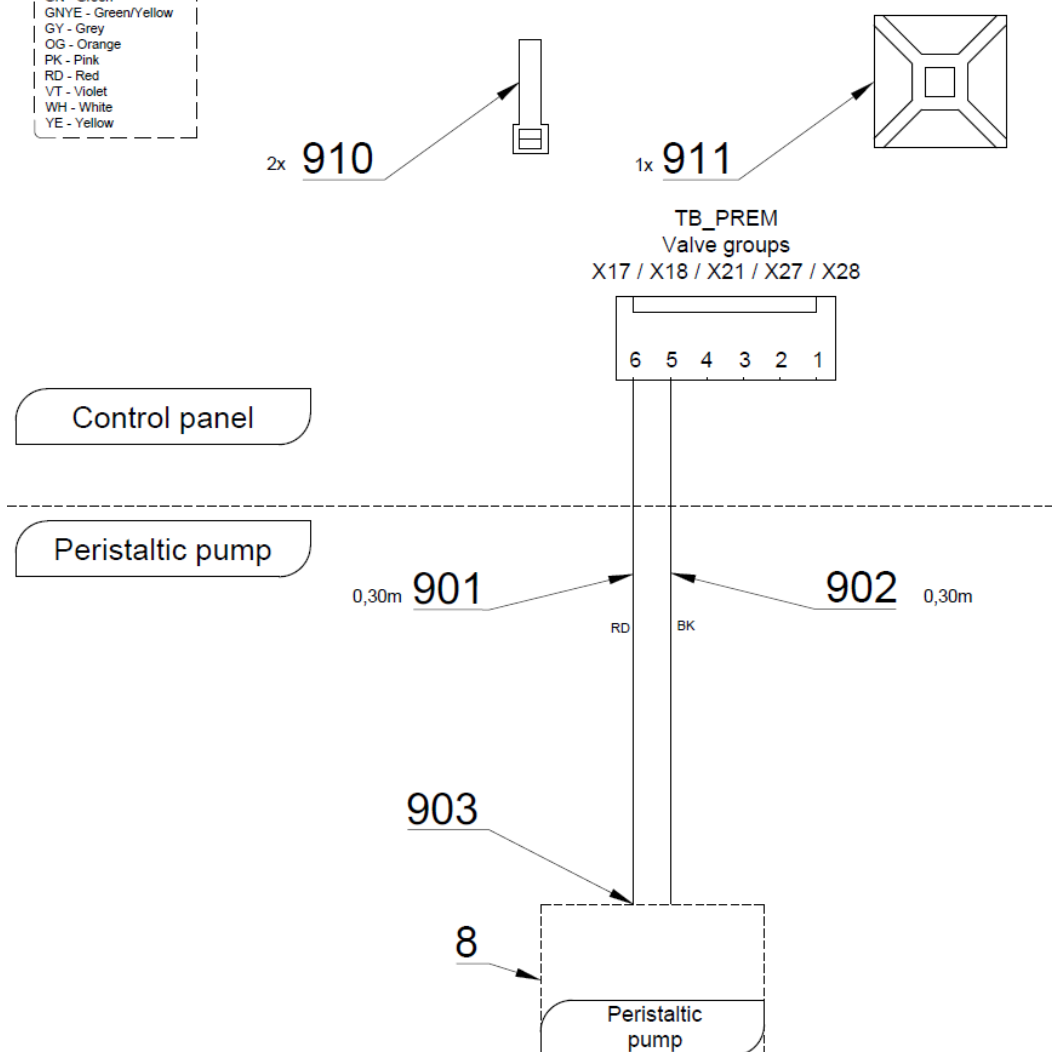
PZ_22_088_7/14/2022

11.1 -ACC. PERILSTATIC PUMP OVERHEAD LINE – A653-290-001-0

Item no.	Product name	SP
A653-290-001-0_K-001	ACC. PERILSTATIC PUMP OVERHEAD LINE/ WHT_MATTE	X
A653-290-001-0_K-005	ACC. PERILSTATIC PUMP OVERHEAD LINE/ WHT2_MATTE	X



BK - Black
BN - Brown
BU - Blue
GN - Green
GNYE - Green/Yellow
GY - Grey
OG - Orange
PK - Pink
RD - Red
VT - Violet
WH - White
YE - Yellow



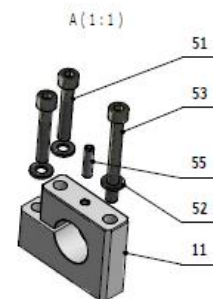
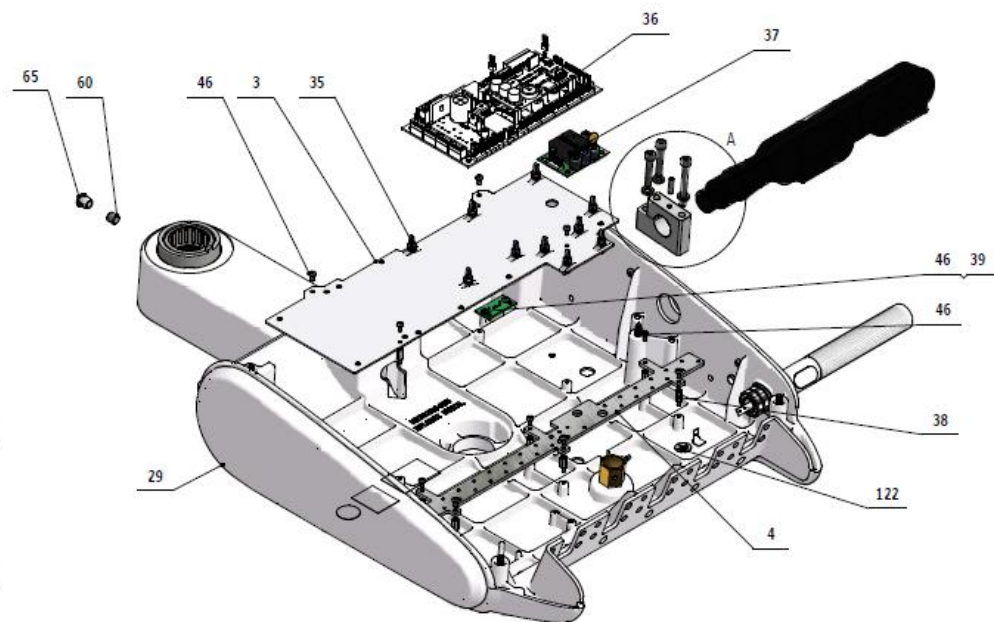
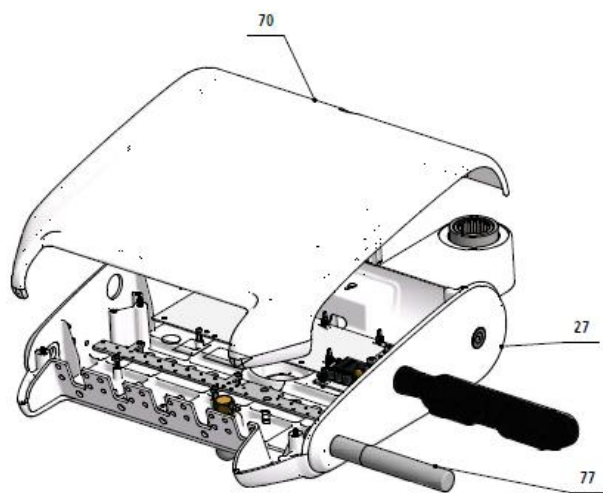
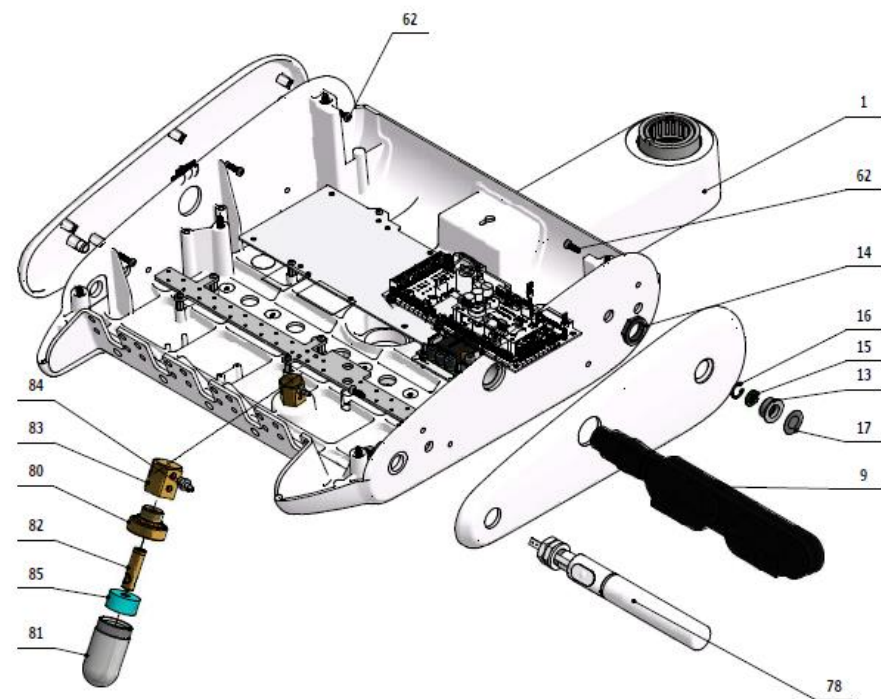
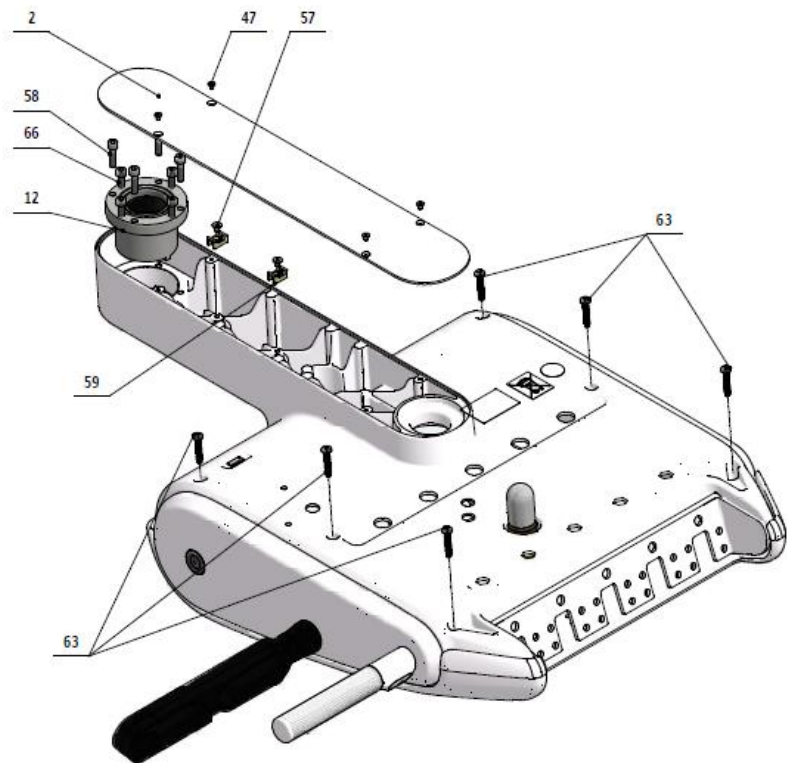
Pos.	Item no	Product name	QTY	Unit	SP
001	V653-150-023-0	HOUSING / WHT_MATTE	OPTIONAL	PC.	X
001	V653-150-023-0	HOUSING / WHT2_MATTE	OPTIONAL	PC.	X
002	V619.31-01-06	SOLUTION HOLDER	1.00	PC.	X
004	ME309543.068	SCREW M 4X8	2.00	PC.	
005	ME311214.025	WASHER P 4	2.00	PC.	
007	ME309287.002	SCREW M 4X4	1.00	PC.	
008	ME443000.163	WM PERISTALTIC PUMP 114FDC/DV	1.00	PC.	X
010	ME309543.072	SCREW M 4X12	3.00	PC.	
011	ME311214.008	WASHER P 4,3	3.00	PC.	
012	V653-290-001-0	SPACER RING	1.00	PC.	X
014	ME309543.130	SCREW M 4X18	3.00	PC.	
015	ME311210.028	WASHER P 4,3	3.00	PC.	
901	ME341419.006	WIRE LiY 0,25 RD - 4126104S	0.30	M	X
902	ME341419.001	WIRE LiY 0,25 BK - 4126001S	0.30	M	X
910	ME397900.012	CABLE TIE F 0301 CV-094	2.00	PC.	
911	ME345711.034	CLAMP F0505 HC 101	1.00	PC.	

10/15/2020

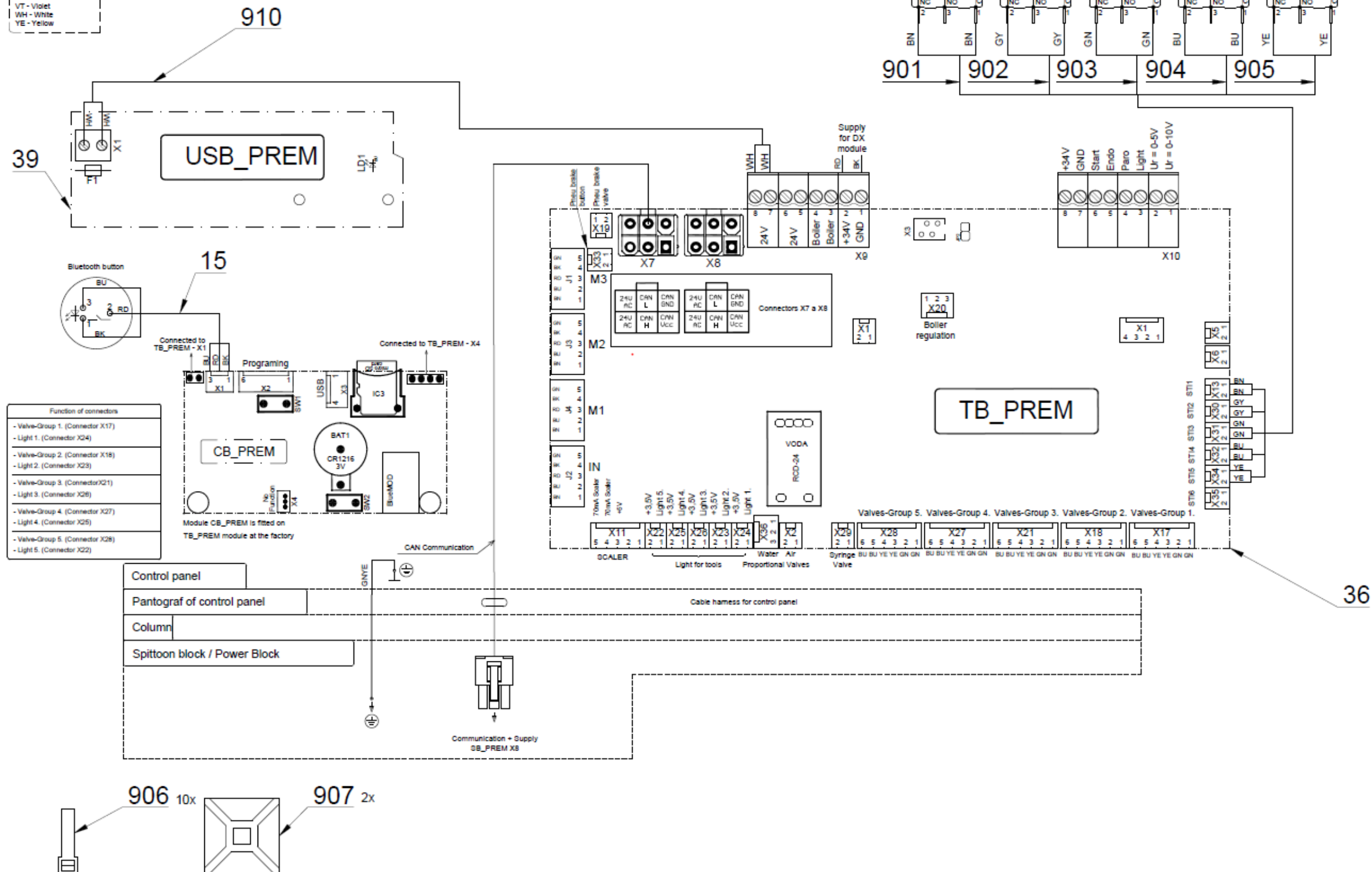
F - DENTIST CONTROL PANELS BOTTOM LINE

1 - CONTROL PANEL 5I BOTTOM LINE – A653-700-001-1

Item no.	Product name	SP
A653-700-001-1_K-001	CONTROL PANEL 5I BOTTOM LINE / UNPAINTED	X
A653-700-001-1_K-003	CONTROL PANEL 5I BOTTOM LINE / WHT_MATTE	X
A653-700-001-1_K-005	CONTROL PANEL 5I BOTTOM LINE / WHT2_MATTE	X



BK - Black
 BN - Brown
 BU - Blue
 GN - Green
 GNYE - Green/Yellow
 GY - Grey
 OG - Orange
 PK - Pink
 RD - Red
 VT - Violet
 WH - White
 YE - Yellow



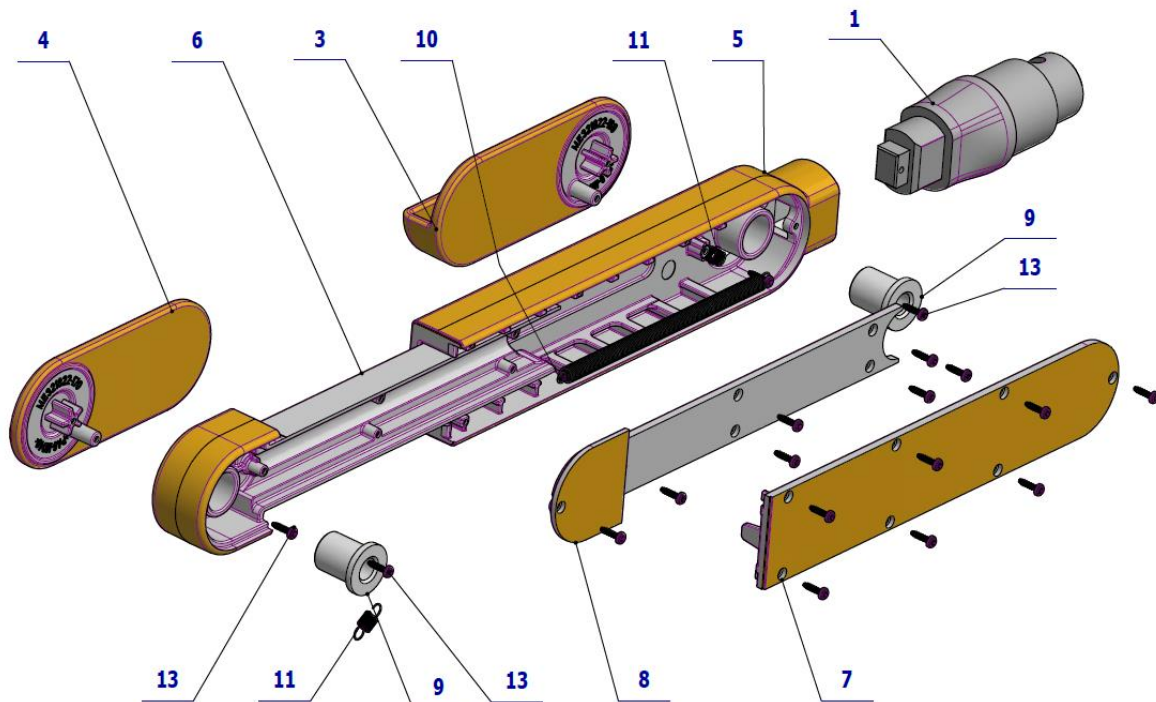
Pos.	Item no.	Product name	QTY	Unit	SP
001	V653-700-026-0	BASIC DENTIST'S CHAIR 5I BL/ WHT_MATTE	OPTIONAL	PC.	X
001	V653-700-026-0	BASIC DENTIST'S CHAIR 5I BL/ WHT2_MATTE	OPTIONAL	PC.	X
003	V653-150-002-0	ELECTRONICS BOARD	1.00	PC.	X
004	V653-150-003-0	PLATE FOR VALVES	1.00	PC.	X
009	A653-150-045-0>>	TABLET HOLDER - RIGHT	1.00	PC.	X
011	V653-150-013-0	TABLET HOLDER MOUNT	1.00	PC.	X
012	V653-150-029-1	BEARING CASE	1.00	PC.	X
013	V629.74-03-01	SWITCH HOUSING	1.00	PC.	X
014	V629.74-03-03	NUT	1.00	PC.	X
015	ME374000.442	BLUETOOTH PREM BUTTON	1.00	PC.	X
016	ME311733.031	LOCK RING P 14	1.00	PC.	
017	ME735552.198	FOIL, BLUETOOTH P21.8 PREM	1.00	PC.	X
027	ME321822.152	SIDEWALL RIGHT	OPTIONAL	PC.	X
027	V653-150-181-0	SIDEWALL RIGHT/ WHT_MATTE	OPTIONAL	PC.	X
027	V653-150-181-0	SIDEWALL RIGHT/ WHT2_MATTE	OPTIONAL	PC.	X
029	ME321822.158	SIDEWALL LEFT WITHOUT BT	OPTIONAL	PC.	X
029	V653-150-183-0	SIDEWALL LEFT WITHOUT BT/ WHT_MATTE	OPTIONAL	PC.	X
029	V653-150-183-0	SIDEWALL LEFT WITHOUT BT/ WHT2_MATTE	OPTIONAL	PC.	X
035	ME371418.027	SPACER POST, H = 6.4 mm, SNAP-TYPE	6.00	PC.	X
036	ME374000.489	TB + CB PREM MODULE_R	1.00	PC.	X
038	ME371418.032	USB_PREM2 MODULE	10.00	PC.	X
039	ME374000.469	SPACER POST, H = 6.4 mm, SNAP-TYPE	1.00	PC.	
046	ME309255.051	SCREW M 3X6	12.00	PC.	
051	ME309543.018	SCREW M 5X30	2.00	PC.	
052	ME311210.035	WASHER P 5,3	3.00	PC.	
053	ME309543.045	SCREW M 5X45	1.00	PC.	
055	ME309543.131	SCREW M 4X16	1.00	PC.	
057	ME307991.010	SCREW M 4X6	2.00	PC.	
058	ME309543.132	SCREW M 5X20	4.00	PC.	
059	ME345711.049	CABLE TIE HOLDER	2.00	PC.	
060	ME309287.019	SCREW M 8X8	1.00	PC.	
062	ME307001.027	SCREW STP39 4x13 -T20	6.00	PC.	X
063	ME307001.015	SCREW STP32 5x25 - H2	6.00	PC.	X
065	ME321000.108	HOLE COVER 237C WHITE	1.00	PC.	
066	ME309231.073	SCREW M 5X16	4.00	PC.	
070	ME321822.154	TOP COVER - BL	OPTIONAL	PC.	X
070	V653-150-187-0	TOP COVER - BL/ WHT_MATTE	OPTIONAL	PC.	X
070	V653-150-187-0	TOP COVER - BL/ WHT2_MATTE	OPTIONAL	PC.	X
077	A653-150-006-0>>	ACC. FIXED HANDLE		PC.	X
078	A653-150-005-0>>	ACC. HANDLE FOR PNEUMATIC BRAKE, RIGHT		PC.	X
080	V622.28-69-01	TANK PORT	1.00	PC.	X
081	V605.02-60-01	TANK	1.00	PC.	X
082	V622.28-69-02	NOZZLE	1.00	PC.	X
083	V622.28-69-05	TANK NUT	1.00	PC.	X
084	ME336401.009	ADAPTER M5220-1	1.00	PC.	X
085	ME273114.031	FILTER	1.00	PC.	X
090	ME336401.029	ADAPTER T230-1	2.00	PC.	X
091	ME336401.032	ADAPTER 4PX230-1	1.00	PC.	X
092	ME336401.027	ADAPTER T230/210-1	1.00	PC.	X
093	ME336401.015	ADAPTER T210-1	2.00	PC.	X
096	ME336401.002	ADAPTER 4PX210-1	1.00	PC.	X
097	ME345711.028	HOSE PUR 3,8/6,4 BLUE	0.50	M	
098	ME283367.024	HOSE PUR 1,5/2,7 GREEN	0.50	M	
099	ME343415.031	HOSE SILICONE 5X1.5 GREY	0.10	M	
100	ME283367.025	HOSE PUR 2,9/4,7 BLUE	0.05	M	
122	ME735552.115	GROUNDING SYMBOL 4-2240.017	1.00	PC.	
130	ME627430.002	SINGLE SIDED SEALING TAPE s:20mm WHITE	0.30	PC.	
901	ME374100.090	WIRE YV41	2.00	PC.	X
902	ME374100.089	WIRE YV40	2.00	PC.	X
903	ME374100.037	WIRE YV - GN	2.00	PC.	X

904	ME374100.079	WIRE YV – BU	2.00	PC.	X
905	ME374100.038	WIRE YV - YE	2.00	PC.	X
906	ME397900.012	CABLE TIE F 0301 CV-094	10.00	PC.	
907	ME345711.034	CLAMP F0505 HC 101	2.00	PC.	
908	A653-150-902-0	CONDENSER - ASSEMBLY	1.00	PC.	
910	A653-150-901-0	WIRE 0.5 - WH - 0.35m	1.00	PC.	X

PZ_22_034_4/8/2022_PZ_22_082

1.1 - TABLET HOLDER – RIGHT - A653-150-045-0

Item no.	Product name	SP
A653-150-045-0_K-001	TABLET HOLDER - RIGHT	X

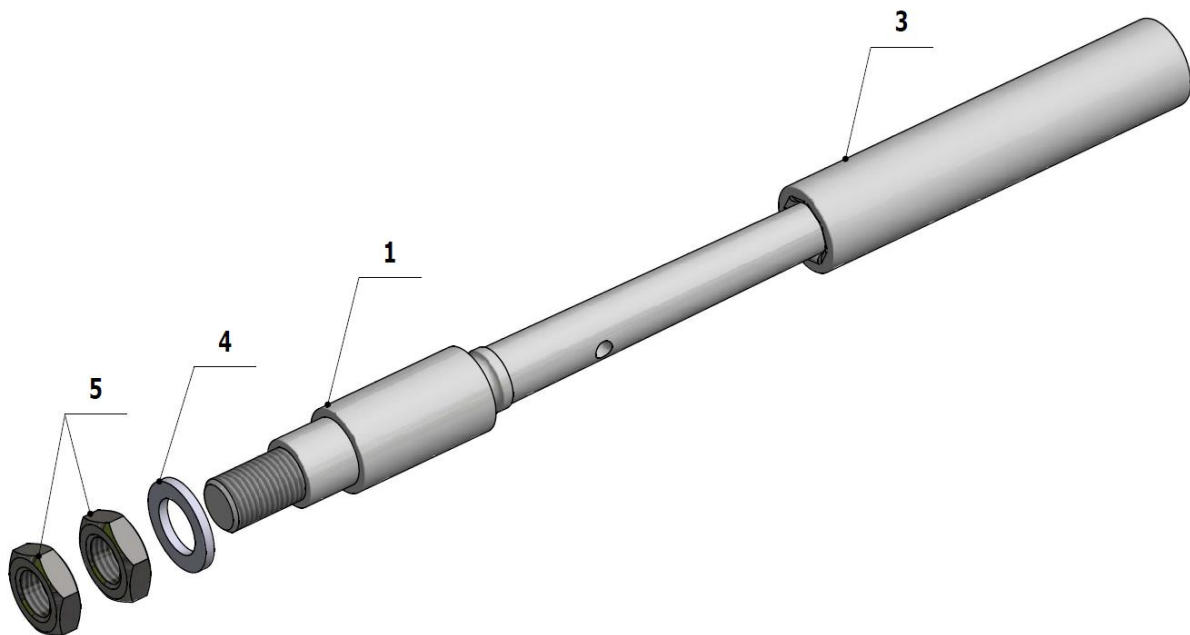


Pos.	Item no.	Product name	QTY	Unit	SP
001	V653-150-159-0	FIX CLATCH / RAL7021_M	1.00	PC.	
003	ME321822.169	TABLET HOLDER ARM LEFT	1.00	PC.	
004	ME321822.170	TABLET HOLDER ARM RIGHT	1.00	PC.	
005	ME321822.171	TABLET HOLDER BODY	1.00	PC.	
006	ME321822.172	SLIDING HOLDER PART	1.00	PC.	
007	ME321822.173	TABLET HOLDER BODY – COVER	1.00	PC.	
008	ME321822.174	SLIDING HOLDER PART - COVER	1.00	PC.	
009	V653-150-150-0	ARM BUSHING	2.00	PC.	
010	ME315000.040	MAIN SPRING	1.00	PC.	
011	ME315000.039	ARM SPRING	2.00	PC.	
013	ME307001.022	S STP39A 1.8x8 - T6	18.00	PC.	

4/23/2021

1.2 – ACC. FIXED HANDLE – A653-150-006-0

Item no.	Product name	SP
A653-150-006-0_K-001	ACC. FIXED HANDLE/ WHT_MATTE	X
A653-150-006-0_K-005	ACC. FIXED HANDLE/ WHT2_MATTE	X

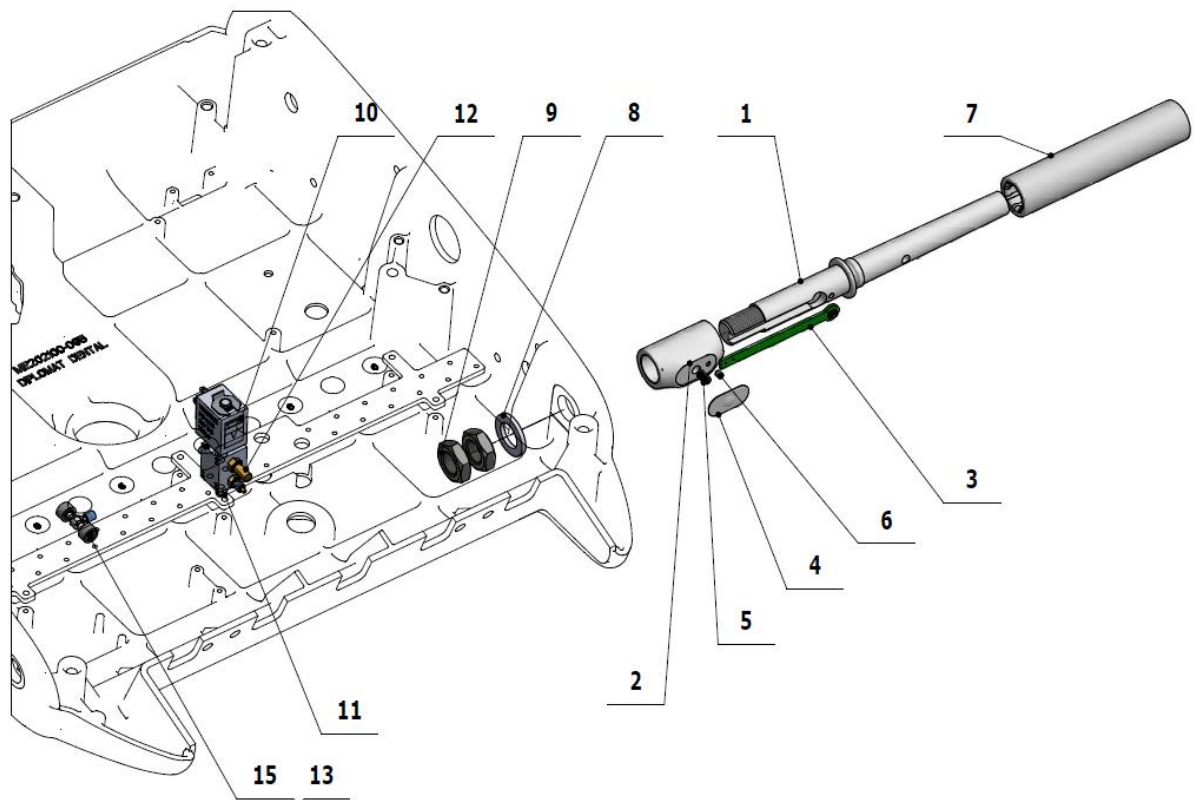


Pos.	Item no.	Product name	QTY	Unit	SP
001	V653-150-014-0	HANDLE SHAFT, SIMPLE / WHT_MATTE	OPTIONAL	PC.	X
001	V653-150-014-0	HANDLE SHAFT, SIMPLE / WHT2_MATTE	OPTIONAL	PC.	X
003	ME321822.079	HANDLE COVER, RP 71991/60U white	1.00	PC.	X
004	ME311210.036	WASHER, P 15	1.00	PC.	
005	ME311120.100	NUT M 14x1.5 LOW-PROFILE ZN	2.00	PC.	

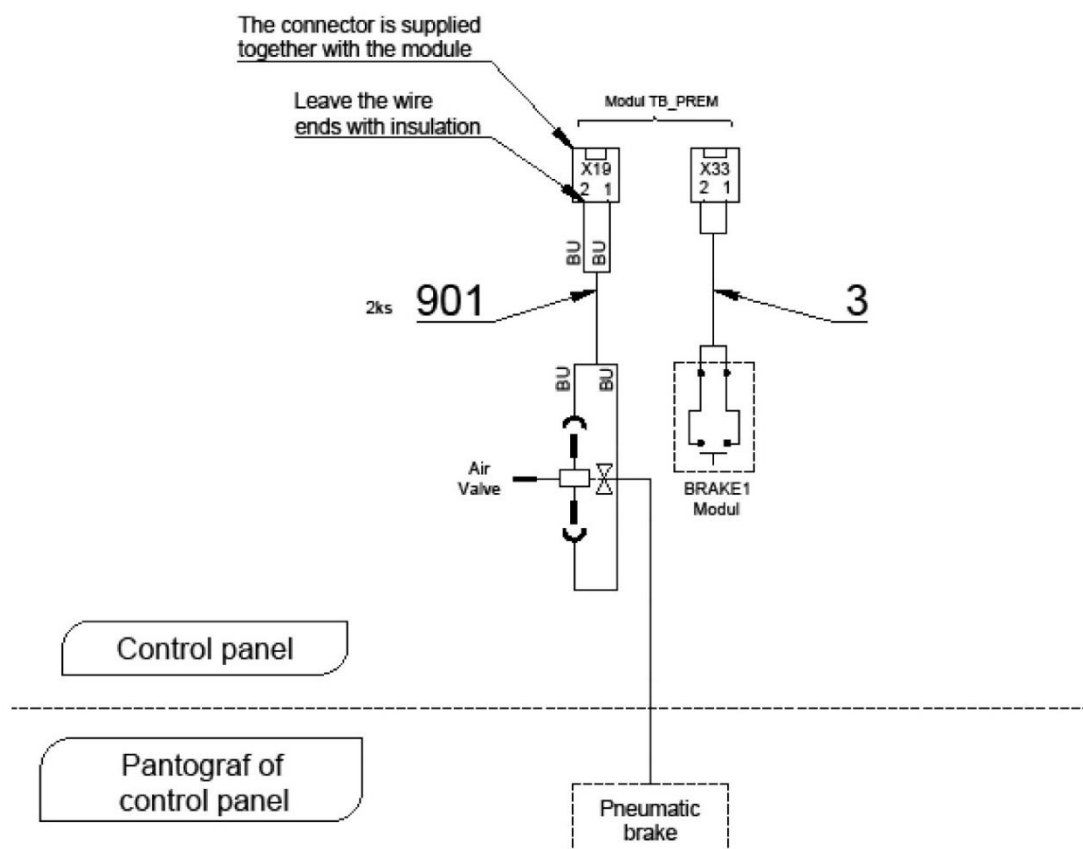
2/24/2021

1.3 - ACC. HANDLE FOR PNEUMATIC BRAKE, RIGHT - A653-150-005-0

Item no.	Product name	SP
A653-150-005-0_K-001	ACC. HANDLE FOR PNEUMATIC BRAKE RIGHT/ WHT_MATTE	X
A653-150-005-0_K-005	ACC. HANDLE FOR PNEUMATIC BRAKE RIGHT/ WHT2_MATTE	X



BK - Black
BN - Brown
BU - Blue
GN - Green
GNYE - Green/Yellow
GY - Grey
OG - Orange
PK - Pink
RD - Red
VT - Violet
WH - White
YE - Yellow

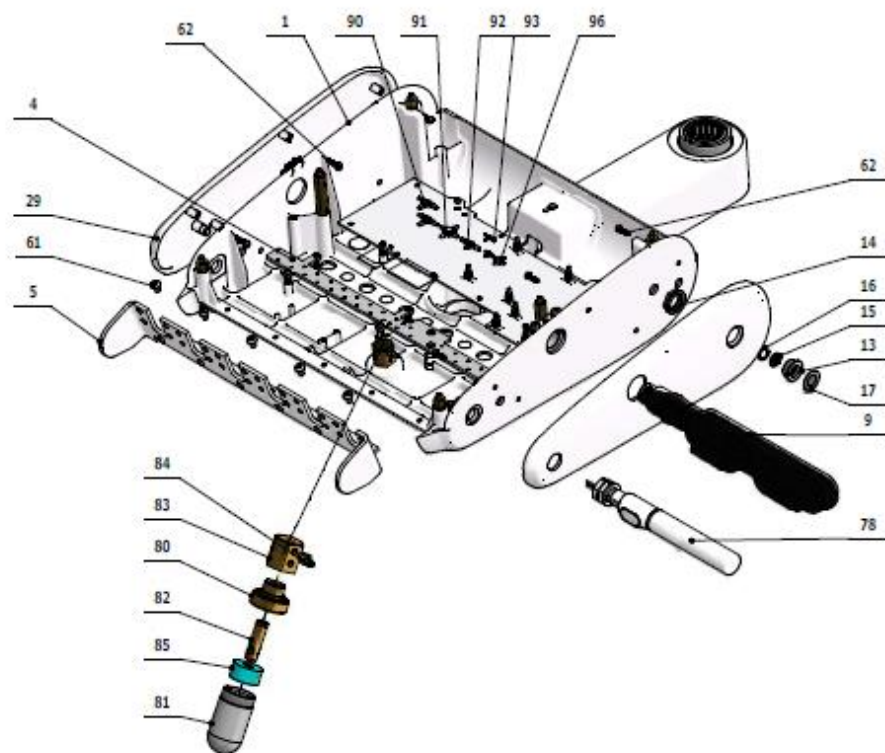
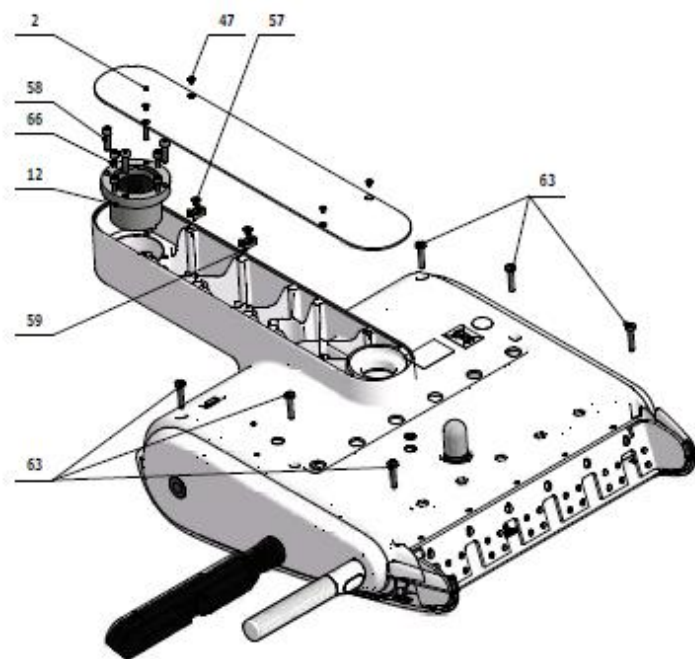


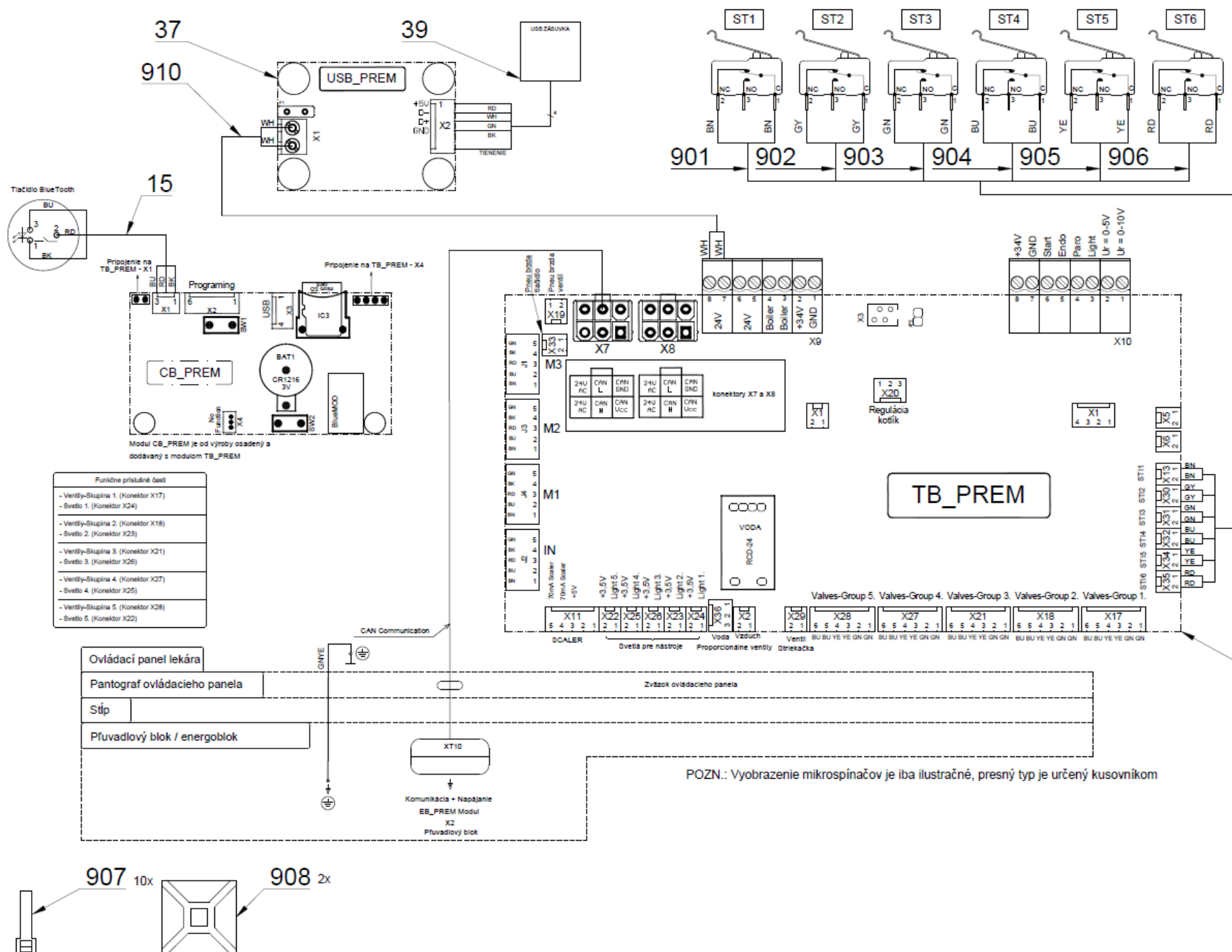
Pos.	Item no.	Product name	QTY	Unit	SP
001	V653-150-016-0	HANDLE SHAFT, PNEUMATIC / WHT_MATTE	OPTIONAL	PC.	X
001	V653-150-016-0	HANDLE SHAFT, PNEUMATIC / WHT2_MATTE	OPTIONAL	PC.	X
002	V653-150-017-0	BUTTON HOUSING / WHT_MATTE	OPTIONAL	PC.	X
002	V653-150-017-0	BUTTON HOUSING / WHT2_MATTE	OPTIONAL	PC.	X
003	ME374000.321	BRAKE 1 MODULE	1.00	PC.	
004	ME735552.203	BRAKE FOIL_v2020	1.00	PC.	
005	V653-150-018-0	BUTTON CYLINDER	1.00	PC.	
006	ME309281.090	THREADED FASTENER, M 3X5	1.00	PC.	
007	ME321822.079	HANDLE COVER, RP 71991/60U white	1.00	PC.	
008	ME311210.036	WASHER, P 15	1.00	PC.	
009	ME311120.100	NUT M 14x1.5 LOW-PROFILE ZN	2.00	PC.	
010	A653-150-025-0	VALVE, V365B01G-ZE30A, M5x12 24 V DC - ASSEMBLY	1.00	PC.	
011	ME309543.100	THREADED FASTENER, M 3X6	2.00	PC.	
012	ME444000.002	SILENCER 2931-M5	1.00	PC.	
013	ME343415.031	SILICONE HOSE, 5X1.5, GREY	0.02	M	
014	V608.45-00-08	LOCK RING 1	4.00	PC.	
015	ME336401.027	ADAPTER T230/210-1	1.00	PC.	
016	ME345711.024	HOSE, PUR 1.5/2.7 BLUE	0.30	M	
901	ME374100.079	WIRE, YV - BU	2.00	PC.	

PZ_22_012_2/8/2022

2 - CONTROL PANEL 6I BOTTOM LINE – A654-700-001-1

Item no.	Product name	SP
A654-700-001-1_K-001	CONTROL PANEL 6I BL /UNPAINTED	X
A654-700-001-1_K-003	CONTROL PANEL 6I BL /WHT_MATTE	X
A654-700-001-1_K-005	CONTROL PANEL 6I BL /WHT2_MATTE	X





POZN.: Vyobrazenie mikrosplínačov je iba ilustračné, presný typ je určený kusovníkom

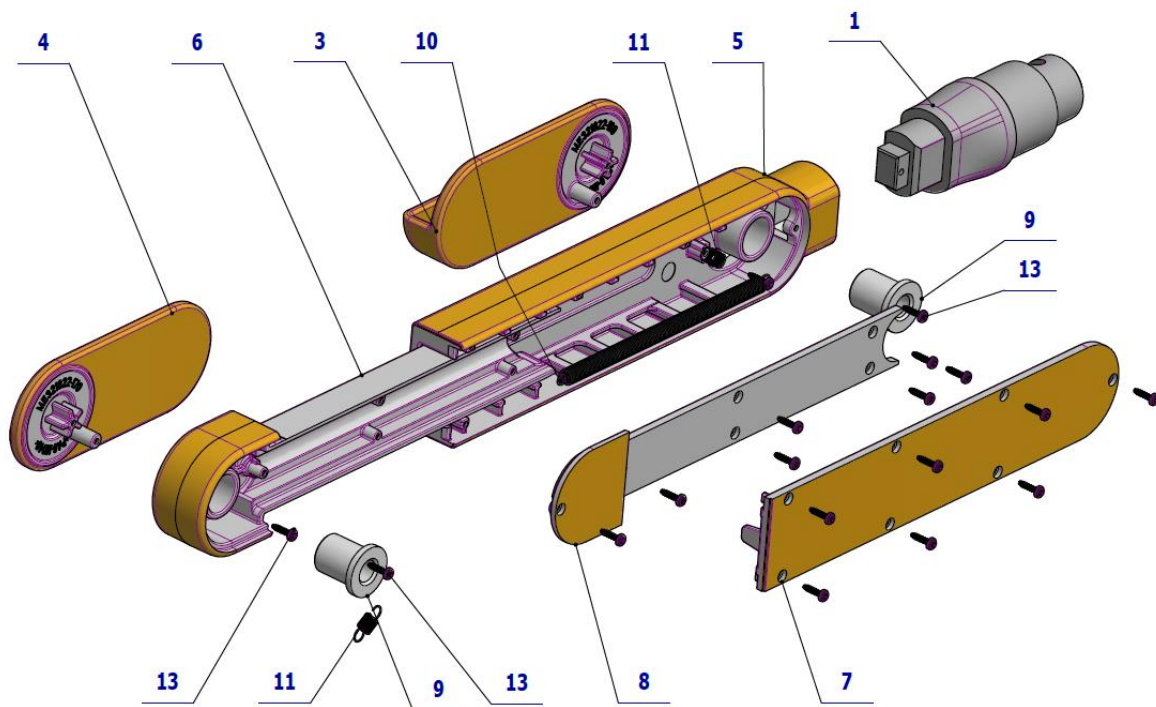
Pos.	Item no.	Product name	QTY	Unit	SP
001	V654-700-029-0	BASIC DENTIST'S CHAIR 6N SV / WHT_MATTE	OPTIONAL	PC.	X
001	V654-700-029-0	BASIC DENTIST'S CHAIR 6N SV / WHT2_MATTE	OPTIONAL	PC.	X
003	V653-150-002-0	ELECTRONICS BOARD	1.00	PC.	X
004	V653-150-003-0	PLATE FOR VALVES	1.00	PC.	X
005	V653-700-028-0	ADAPTER HOLDER 6N SV / WHT_MATTE	OPTIONAL	PC.	X
005	V653-700-028-0	ADAPTER HOLDER 6N SV / WHT2_MATTE	OPTIONAL	PC.	X
009	A653-150-045-0>>	TABLET HOLDER - RIGHT	1.00	PC.	X
011	V653-150-013-0	TABLET HOLDER MOUNT	1.00	PC.	X
012	V653-150-029-1	BEARING CASE , COMPLETE	1.00	PC.	X
013	V629.74-03-01	SWITCH HOUSING	1.00	PC.	X
014	V629.74-03-03	NUT	1.00	PC.	X
015	ME374000.442	BLUETOOTH PREM BUTTON	1.00	PC.	X
016	ME311733.031	LOCK RING P 14	1.00	PC.	
017	ME735552.198	FOIL, BLUETOOTH P21.8 PREM	1.00	PC.	X
027	ME321822.152	SIDEWALL RIGHT	OPTIONAL	PC.	X
027	V653-150-181-0	SIDEWALL RIGHT/ WHT_MATTE	OPTIONAL	PC.	X
027	V653-150-181-0	SIDEWALL RIGHT/ WHT2_MATTE	OPTIONAL	PC.	X
028	V654-700-006-0	TOP COVER 6I BL / WHT_MATTE	OPTIONAL	PC.	X
028	V654-700-006-0	TOP COVER 6I BL / WHT2_MATTE	OPTIONAL	PC.	X
029	ME321822.158	SIDEWALL LEFT WITHOUT BT	OPTIONAL	PC.	X
029	V653-150-183-0	SIDEWALL LEFT WITHOUT BT/ WHT_MATTE	OPTIONAL	PC.	X
029	V653-150-183-0	SIDEWALL LEFT WITHOUT BT/ WHT2_MATTE	OPTIONAL	PC.	X
031	V654-700-003-0	SPACER POST 19 mm	2.00	PC.	X
032	V654-700-004-0	SPACER POST 55 mm	2.00	PC.	X
033	V654-700-005-0	SPACER POST, H = 6.4 mm, SNAP-TYPE	2.00	PC.	X
035	ME371418.027	TB + CB PREM MODULE	6.00	PC.	X
036	ME374000.489	USB_PREM1 MODULE_R	1.00	PC.	X
038	ME371418.032	SPACER POST, M 3x10	10.00	PC.	X
039	ME374000.469	MODUL USB_PREM2	1.00	PC.	
043	ME307001.027	SCREW STP39 4x13 -T20	6.00	PC.	
046	ME309255.051	SCREW M 3X6	12.00	PC.	
051	ME309543.018	SCREW M 5X30	2.00	PC.	
052	ME311210.035	WASHER P 5,3	3.00	PC.	
053	ME309543.045	SCREW M 5X45	1.00	PC.	
055	ME309543.131	SCREW M 4X16	1.00	PC.	
057	ME307991.010	SCREW M 4X6	2.00	PC.	
058	ME309543.132	SCREW M 5X20	4.00	PC.	
059	ME345711.049	CABLE TIE HOLDER	2.00	PC.	
060	ME309287.019	SCREW M 8X8	1.00	PC.	
061	ME309543.069	SCREW M 5X8	5.00	PC.	
063	ME309255.088	SCREW M 5X25	6.00	PC.	
065	ME321000.108	HOLE COVER 237C WHITE	1.00	PC.	X
066	ME309231.073	SCREW M 5X16	4.00	PC.	
077	A653-150-006-0>>	ACC. FIXED HANDLE / ACC. FIXED HANDLE		PC.	X
078	A653-150-005-0>>	ACC. HANDLE FOR PNEUMATIC BRAKE, RIGHT / ACC. HANDLE		PC.	X
080	V622.28-69-01	TANK PORT	1.00	PC.	X
081	V605.02-60-01	TANK	1.00	PC.	X
082	V622.28-69-02	NOZZLE	1.00	PC.	X
083	V622.28-69-05	TANK NUT	1.00	PC.	X
084	ME336401.009	ADAPTER M5220-1	1.00	PC.	X
085	ME273114.031	FILTER	1.00	PC.	X
122	ME735552.115	GROUNDING SYMBOL, 4-2240.017	1.00	PC.	
090	ME336401.029	ADAPTER T230-1	2.00	PC.	
091	ME336401.032	ADAPTER 4PX230-1	1.00	PC.	X
092	ME336401.027	ADAPTER T230/210-1	1.00	PC.	X
093	ME336401.015	ADAPTER T210-1	2.00	PC.	X
096	ME336401.002	ADAPTER 4PX210-1	1.00	PC.	X
097	ME345711.028	HOSE, PUR 3.8/6.4 BLUE	0.50	M	X
098	ME283367.024	HOSE, PUR 1.5/2.7 GREEN	0.50	M	X
099	ME343415.031	SILICONE HOSE, 5X1.5, GREY	0.10	M	

100	ME283367.025	HOSE, PUR 2.9/4.7 BLUE	0.05	M	
130	ME627430.002	SINGLE-SIDED SEALING TAPE, w: 20 mm, colour: WHITE	0.30	PC.	
901	ME374100.090	WIRE YV41	2.00	PC.	
902	ME374100.089	WIRE YV40	2.00	PC.	
903	ME374100.037	WIRE, YV - GN	2.00	PC.	
904	ME374100.079	WIRE, YV - BU	2.00	PC.	
905	ME374100.038	WIRE, YV - YE	2.00	PC.	
906	ME374100.102	WIRE 0.25 - RD - 0.40 m	2.00	PC.	
907	ME397900.012	CABLE TIE, F 0301 CV-094	10.00	PC.	
908	ME345711.034	CLAMP, F0505 HC 101	2.00	PC.	
909	A653-150-902-0	CONDENSER - ASSEMBLY	1.00	PC.	X
910	A653-150-901-0	WIRE 0.5 - WH - 0.35m	1.00	PC.	X

PZ_22_034_4/8/2022_PZ_22_082

2.1 - TABLET HOLDER - RIGHT - A653-150-045-0

Item no.	Product name	SP
A653-150-045-0_K-001	TABLET HOLDER - RIGHT	X

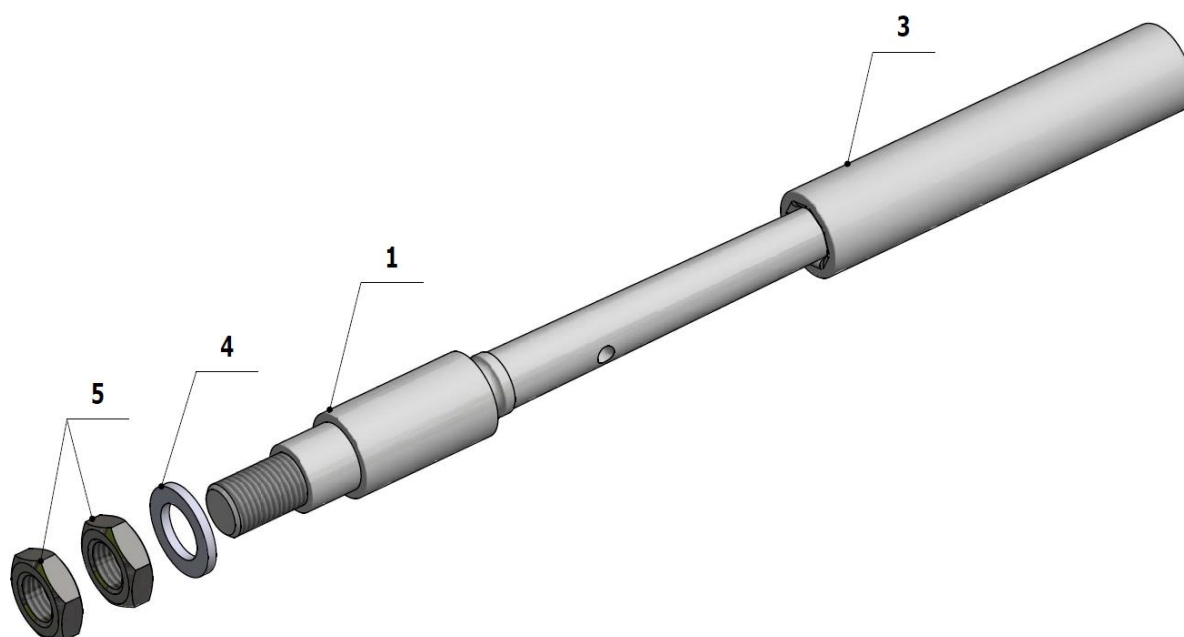


Pos.	Item no.	Product name	QTY	Unit	SP
001	V653-150-159-0	FIX CLATCH / RAL7021_M	1.00	PC.	
003	ME321822.169	TABLET HOLDER ARM LEFT	1.00	PC.	
004	ME321822.170	TABLET HOLDER ARM RIGHT	1.00	PC.	
005	ME321822.171	TABLET HOLDER BODY	1.00	PC.	
006	ME321822.172	SLIDING HOLDER PART	1.00	PC.	
007	ME321822.173	TABLET HOLDER BODY - COVER	1.00	PC.	
008	ME321822.174	SLIDING HOLDER PART - COVER	1.00	PC.	
009	V653-150-150-0	ARM BUSHING	2.00	PC.	
010	ME315000.040	MAIN SPRING	1.00	PC.	
011	ME315000.039	ARM SPRING	2.00	PC.	
013	ME307001.022	S STP39A 1.8x8 - T6	18.00	PC.	

4/23/2021

2.2 – ACC. FIXED HANDLE – A653-150-006-0

Item no.	Product name	SP
A653-150-006-0_K-001	ACC. FIXED HANDLE/ WHT_MATTE	X
A653-150-006-0_K-005	ACC. FIXED HANDLE/ WHT2_MATTE	X

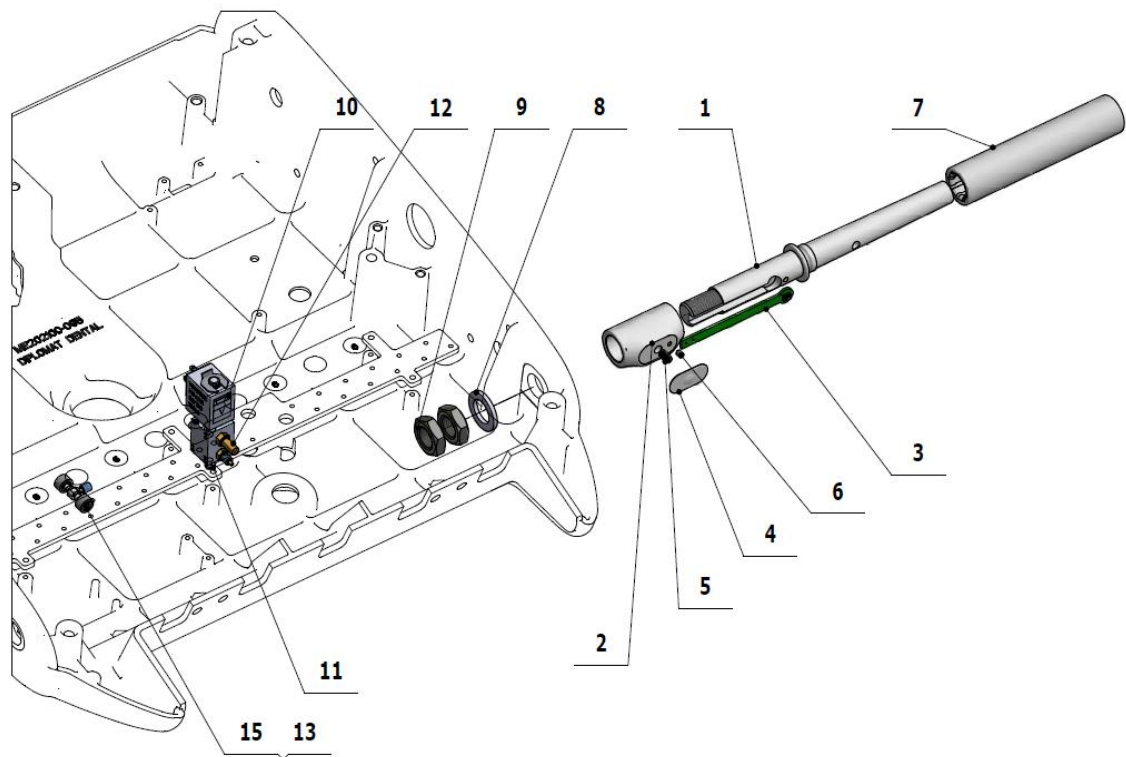


Pos.	Item no.	Product name	QTY	Unit	SP
001	V653-150-014-0	HANDLE SHAFT, SIMPLE / WHT_MATTE	OPTIONAL	PC.	X
001	V653-150-014-0	HANDLE SHAFT, SIMPLE / WHT2_MATTE	OPTIONAL	PC.	X
003	ME321822.079	HANDLE COVER, RP 71991/60U white	1.00	PC.	X
004	ME311210.036	WASHER, P 15	1.00	PC.	
005	ME311120.100	NUT M 14x1.5 LOW-PROFILE ZN	2.00	PC.	

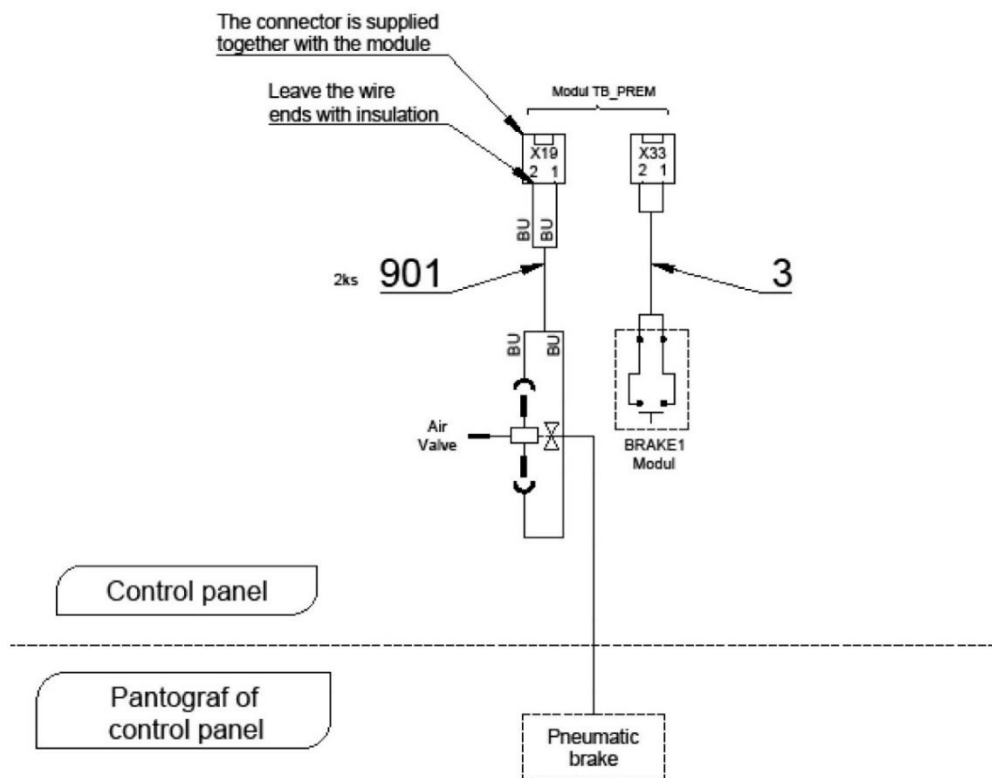
2/24/2021

2.3 - ACC. HANDLE FOR PNEUMATIC BRAKE, RIGHT - A653-150-005-0

Item no.	Product name	SP
A653-150-005-0_K-001	ACC. HANDLE FOR PNEUMATIC BRAKE RIGHT/ WHT_MATTE	X
A653-150-005-0_K-005	ACC. HANDLE FOR PNEUMATIC BRAKE RIGHT/ WHT2_MATTE	X



BK - Black
BN - Brown
BU - Blue
GN - Green
GNYE - Green/Yellow
GY - Grey
OG - Orange
PK - Pink
RD - Red
VT - Violet
WH - White
YE - Yellow

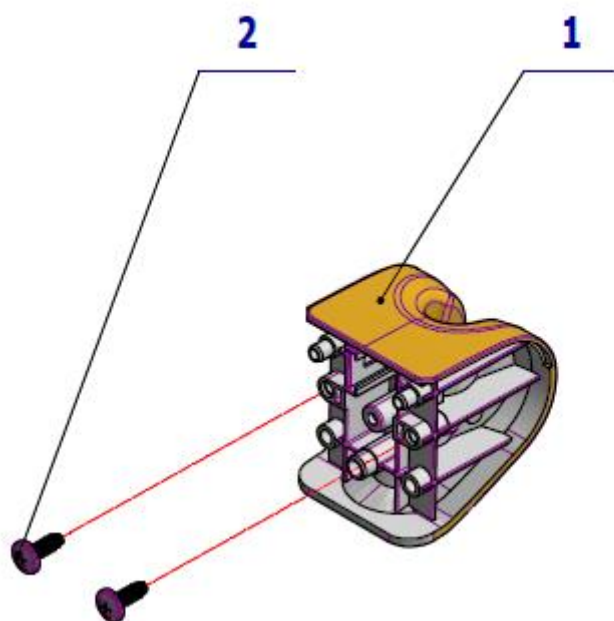


Pos.	Item no.	Product name	QTY	Unit	SP
001	V653-150-016-0	HANDLE SHAFT, PNEUMATIC / WHT_MATTE	OPTIONAL	PC.	
001	V653-150-016-0	HANDLE SHAFT, PNEUMATIC / WHT2_MATTE	OPTIONAL	PC.	
002	V653-150-017-0	BUTTON HOUSING / WHT_MATTE	OPTIONAL	PC.	
002	V653-150-017-0	BUTTON HOUSING / WHT2_MATTE	OPTIONAL	PC.	
003	ME374000.321	BRAKE 1 MODULE	1.00	PC.	
004	ME735552.203	BRAKE FOIL_v2020	1.00	PC.	
005	V653-150-018-0	BUTTON CYLINDER	1.00	PC.	
006	ME309281.090	THREADED FASTENER, M 3X5	1.00	PC.	
007	ME321822.079	HANDLE COVER, RP 71991/60U white	1.00	PC.	
008	ME311210.036	WASHER, P 15	1.00	PC.	
009	ME311120.100	NUT M 14x1.5 LOW-PROFILE ZN	2.00	PC.	
010	A653-150-025-0	VALVE, V365B01G-ZE30A, M5x12 24 V DC - ASSEMBLY	1.00	PC.	
011	ME309543.100	THREADED FASTENER, M 3X6	2.00	PC.	
012	ME444000.002	SILENCER 2931-M5	1.00	PC.	
013	ME343415.031	SILICONE HOSE, 5X1.5, GREY	0.02	M	
014	V608.45-00-08	LOCK RING 1	4.00	PC.	
015	ME336401.027	ADAPTER T230/210-1	1.00	PC.	
016	ME345711.024	HOSE, PUR 1.5/2.7 BLUE	0.30	M	
901	ME374100.079	WIRE, YV - BU	2.00	PC.	

PZ_22_012_2/8/2022

3 - ACC. BLANK – A653-600-001-0

Item no.	Product name	SP
A653-600-001-0_K-001	ACC. BLANK	X



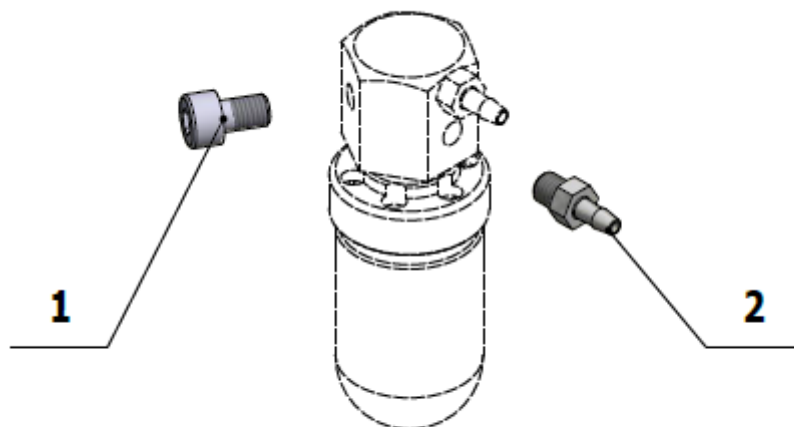
Pos.	Item no	Product name	QTY	Unit	SP
001	ME321822.105	BLANK	1.00	PC.	
002	ME307001.024	SCREW STP31 4.5x14 - H2	2.00	PC.	

PZ_21_133_OS_10/26/2021

4 - SETS FOR ROTARY INSTRUMENTS

4.1- SET FOR 2 ROTARY INSTRUMENTS – A653-150-032-0

Item No.	Product name	SP
A653-150-032-0_K-001	SET FOR 2 ROTARY INSTRUMENTS	X

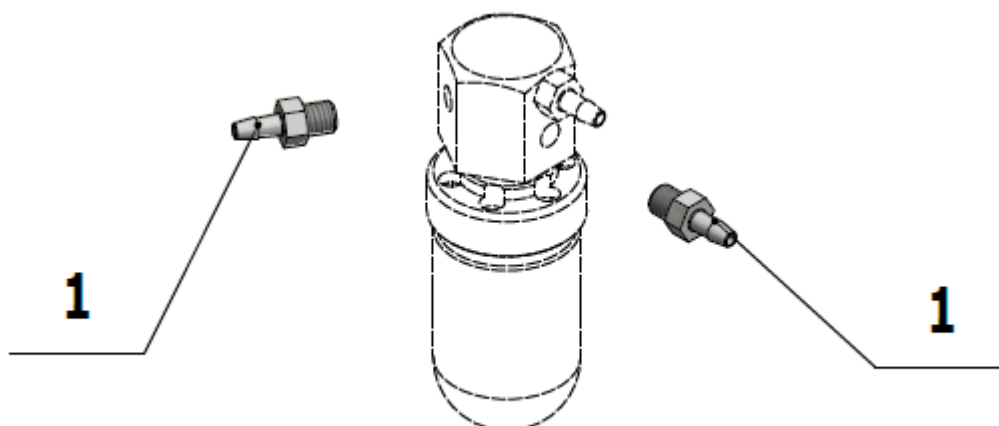


Pos.	Item no.	Product name	QTY	Unit	SP
001	ME309543.093	SCREW M 5X8	1.00	PC.	
002	ME336401.009	ADAPTER M5220-1	1.00	PC.	

12/8/2020

4.2 - SET FOR 3 ROTARY INSTRUMENTS – A653-150-033-0

Item No.	Product name	SP
A653-150-033-0_ K-001	SET FOR 3 ROTARY INSTRUMENTS	X

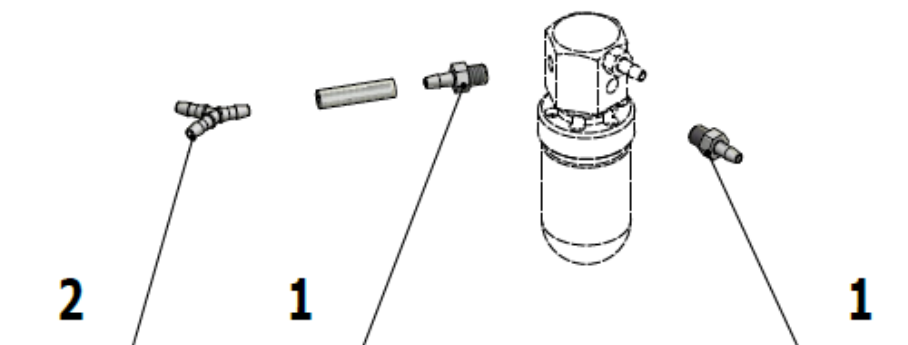


Pos.	Item no.	Product name	QTY	Unit	SP
001	ME336401.009	ADAPTER M5220-1	2.00	PC.	

12/8/2020

4.3 - SET FOR 4 ROTARY INSTRUMENTS – A653-150-034-0

Item No.	Product name	SP
A653-150-034-0_ K-001	SET FOR 4 ROTARY INSTRUMENTS	X

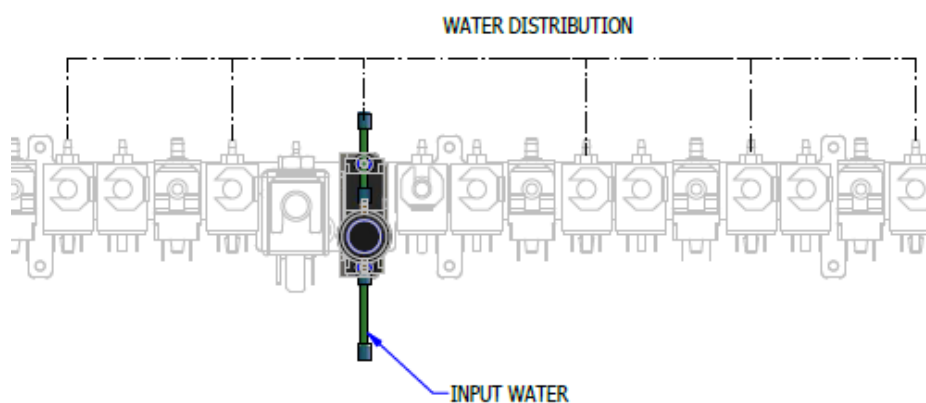
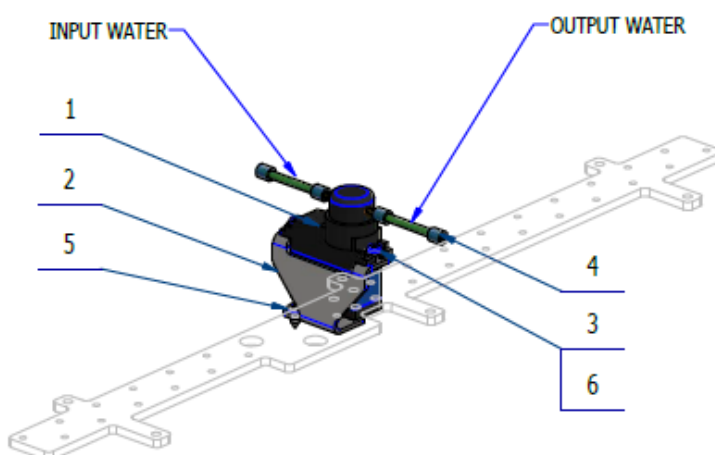


Pos.	Item no.	Product name	QTY	Unit	SP
001	ME336401.009	ADAPTER M5220-1	2.00	PC.	
002	ME336401.019	ADAPTER Y220-1	1.00	PC.	

12/8/2020

5 - ACC. PROPORTIONAL VALVE – A653-292-001-0

Item No.	Product name	SP
A653-292-001-0_K-001	PROPORTIONAL VALVE ACCESSORY	X

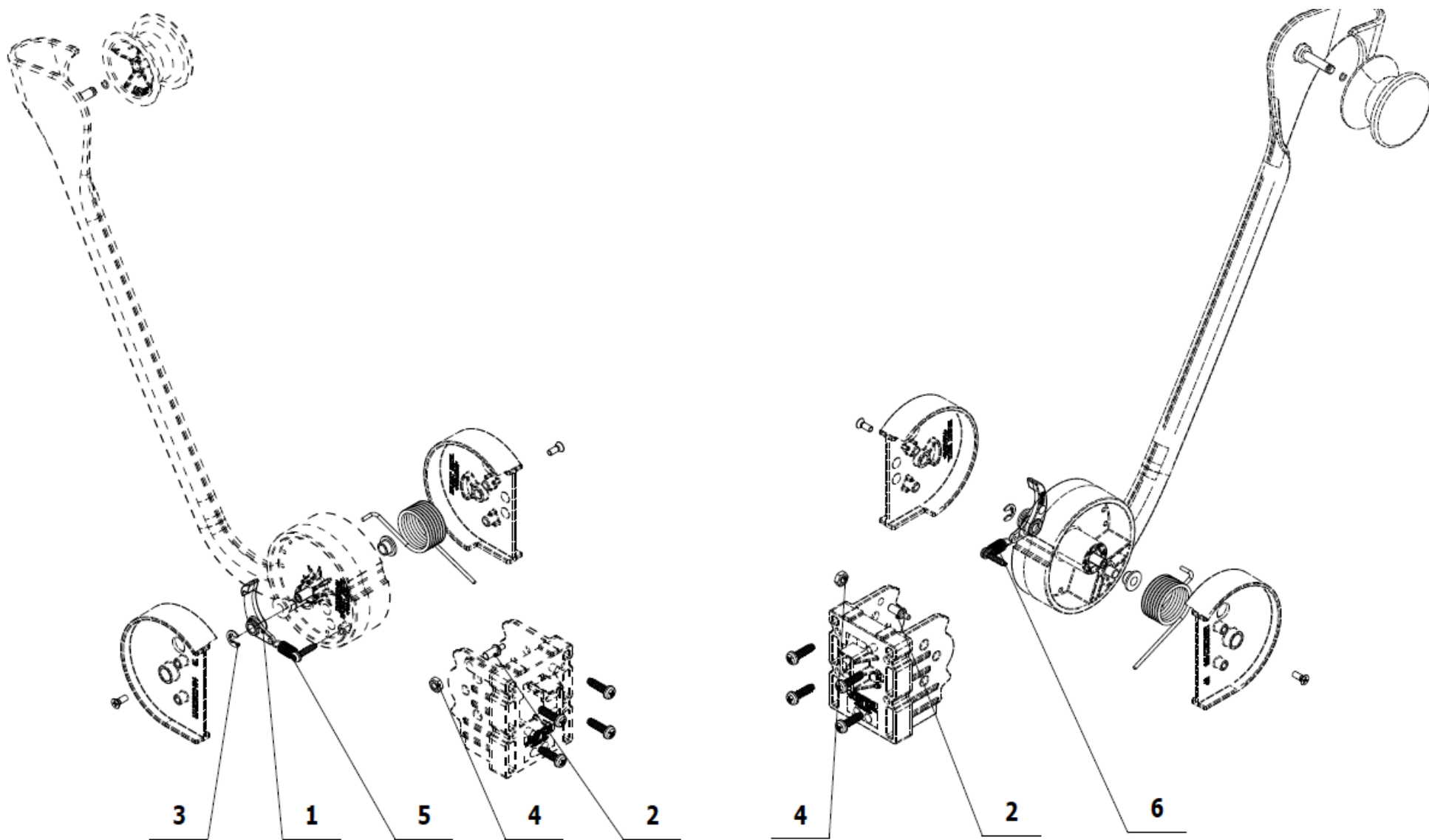


Pos.	Item no.	Product name	QTY	Unit	SP
001	ME551114.006	PROPORTIONAL VALVE SV1	1.00	PC.	
002	V647.28-00-14	PROP VALVE MEDITRONIC HOLDER	1.00	PC.	
003	ME309255.051	SCREW M 3X6	2.00	PC.	
004	V608.45-00-08	LOCK RING 1	4.00	PC.	
006	ME311210.026	WASHER P 3,2	2.00	PC.	
005	ME309332.035	SCREW ST 2,9X6.5-C	2.00	PC.	
901	ME372010.141	CRIMPE CONTACT NSK 25-0	3.00	PC.	
902	ME374060.011	HOUSING NSG 25-3	1.00	PC.	

10/20/2020

6 - WHIP DETENT ACCESSORY – A653-294-001-0

Item No.	Product name	SP
A653-294-001-0_ K-001	WHIP DETENT ACCESSORY	X



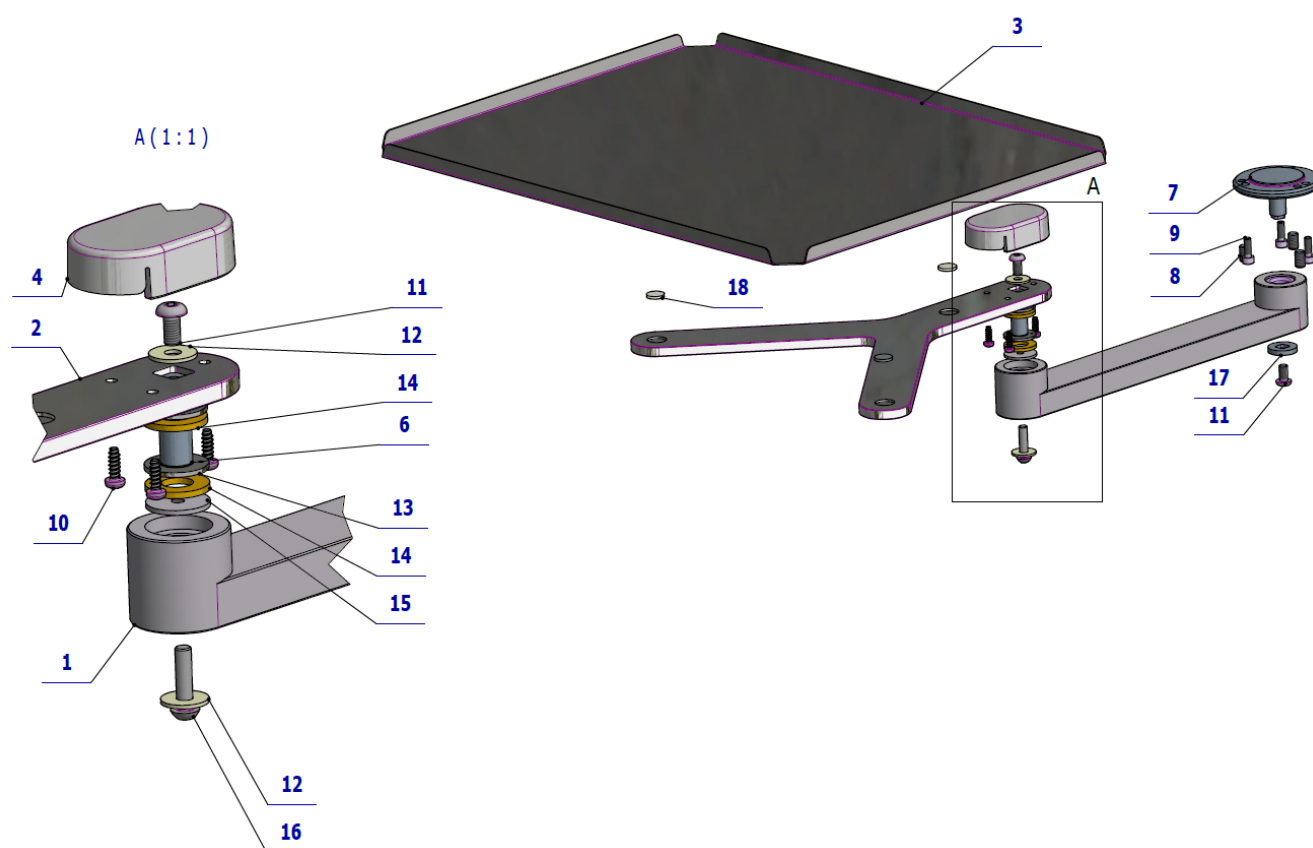
Pos.	Item no	Product name	QTY	Unit	SP
001	ME321822.163	WHIP LATCH	1.00	PC.	X
002	V653-150-103-0	DETENT SHAFT	1.00	PC.	X
003	ME311732.004	LOCK RING P 4 ZN	1.00	PC.	
004	ME311120.016	NUT M 4	1.00	PC.	
005	ME307001.003	SCREW STP39 3x14 - T10	1.00	PC.	X
006	ME315000.125	SPRING TZ 0,63x6x15,9x9,25	1.00	PC.	X

10/21/2020

7- TRAY CONSOLES

7.1-TRAY CONSOLE – LATERAL, STRAIGHT – A653-301-000-0

Item No.	Product name	SP
A653-301-000-0_K-001	TRAY CONSOLE – LATERAL STRAIGHT / UNPAINTED	X
A653-301-000-0_K-003	TRAY CONSOLE – LATERAL STRAIGHT / WHT_MATTE	X
A653-301-000-0_K-005	TRAY CONSOLE – LATERAL STRAIGHT / WHT2_MATTE	X



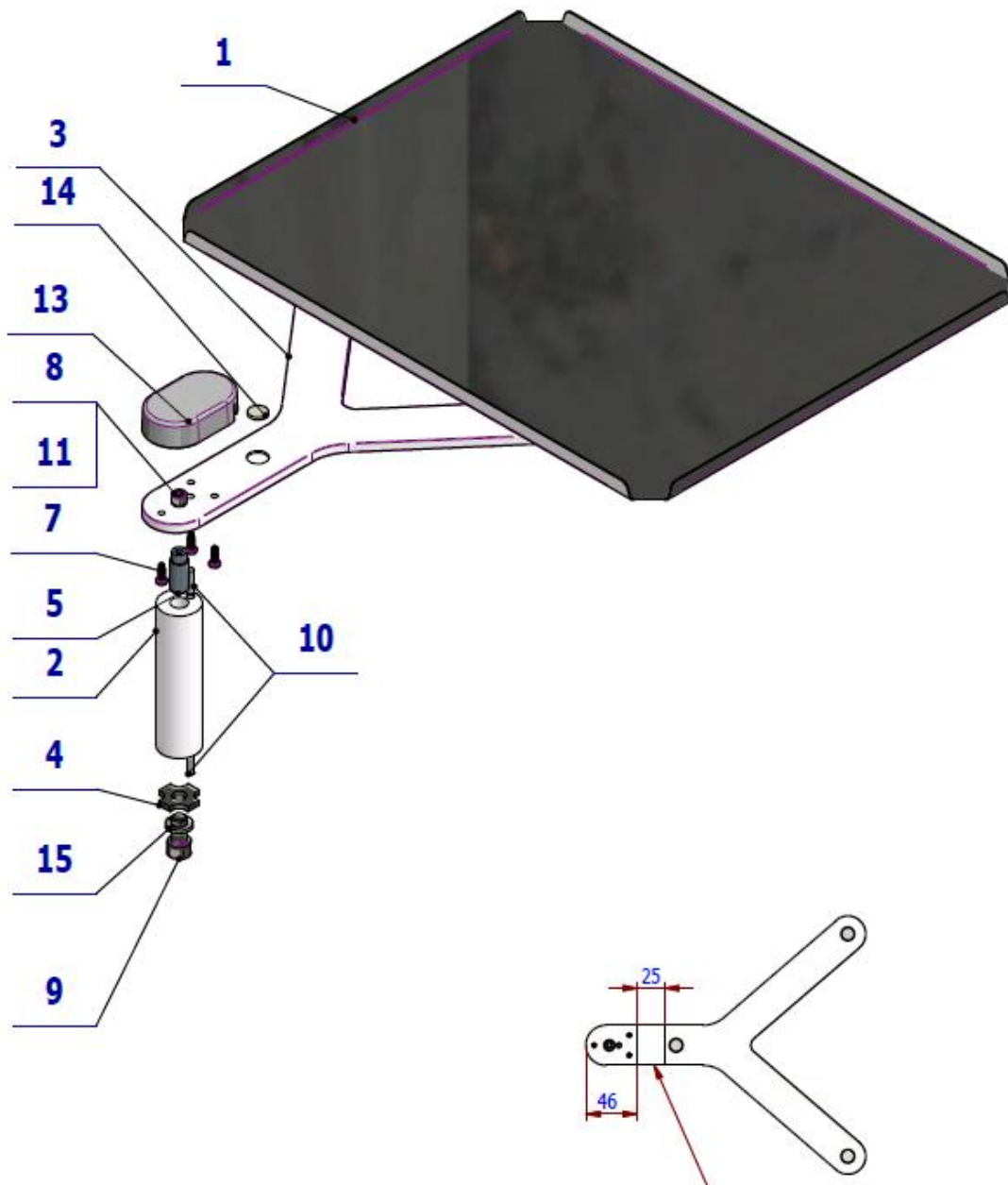
Pos.	Item no	Product name	QTY	Unit	SP
001	V653-301-004-0	SIDE CONSOLE ARM PAINTED/ WHT_MATTE	OPTIONAL	PC.	X
001	V653-301-004-0	SIDE CONSOLE ARM PAINTED/ WHT2_MATTE	OPTIONAL	PC.	X
002	V653-300-011-1	Y CONSOLE/ WHT_MATTE	OPTIONAL	PC.	X
002	V653-300-011-1	Y CONSOLE/ WHT2_MATTE	OPTIONAL	PC.	X
003	V653-300-010-0	TRAY	1.00	PC.	
004	ME321822.155	COVER TRAY CONSOLE NO HOLES	OPTIONAL	PC.	X
004	V653-310-101-0	COVER TRAY CONSOLE NO HOLES/ WHT_MATTE	OPTIONAL	PC.	X
004	V653-310-101-0	COVER TRAY CONSOLE NO HOLES/ WHT2_MATTE	OPTIONAL	PC.	X
006	V653-300-012-1	AXIS TRAY	1.00	PC.	
007	V653-300-002-0	ADJUSTINT BUSHING / WHT_MATTE	OPTIONAL	PC.	X
007	V653-300-002-0	ADJUSTINT BUSHING / WHT2_MATTE	OPTIONAL	PC.	X
008	ME309287.027	SCREW M 6x10	3.00	PC.	

009	ME309000.008	SCRW M 4X12	3.00	PC.	
010	ME307001.023	SCREW STP32 3.5x10 - H2	3.00	PC.	
011	ME309281.040	SCREW M 5X10	2.00	PC.	
012	ME311212.018	WASHER P 5,3	2.00	PC.	
013	ME323427.080	BUSHING 10WC10	2.00	PC.	
014	ME273114.005	WASHER PU 90Sh Ø20xØ10x2mm	2.00	PC.	
015	V653-300-022-0	WASHER	1.00	PC.	
016	ME309256.015	SCREW M 5x20 10.9 ZN	1.00	PC.	
017	V653-300-004-0	WASHRE	1.00	PC.	
018	ME273141.009	BUMPER BUMPON SJ 5616 P	3.00	PC.	
019	ME627439.002	TAPE 3M tape 5423 – 25mm	0.04	PC.	

PZ_22_053_4/25/2022

7.2 -TRAY CONSOLE BL – A653-310-001-0

Item No.	Product name	SP
A653-310-001-0_K-001	TRAY CONSOLE BL / UNPAINTED	X
A653-310-001-0_K-003	TRAY CONSOLE BL/ WHT_MATTE	X
A653-310-001-0_K-005	TRAY CONSOLE BL/ WHT2_MATTE	X



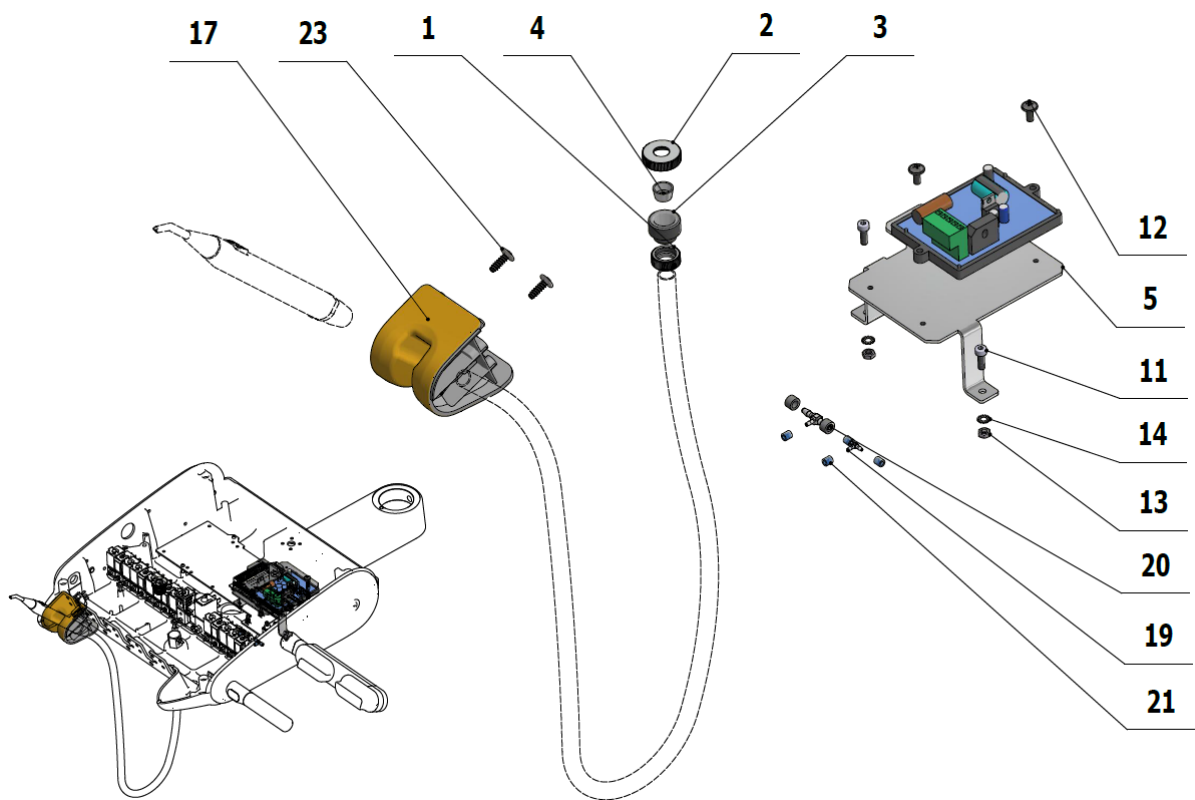
Pos.	Item no.	Product name	QTY	Unit	SP
001	V653-300-010-0	TRAY	1.00	PC.	
002	V653-310-002-0	BUSHING / WHT_MATTE	OPTIONAL	PC.	X
002	V653-310-002-0	BUSHING / WHT2_MATTE	OPTIONAL	PC.	X
003	V653-310-005-0	Y CONSOLE / WHT_MATTE	OPTIONAL	PC.	X
003	V653-310-005-0	Y CONSOLE / WHT2_MATTE	OPTIONAL	PC.	X
004	V653-310-004-0	WASHER	1.00	PC.	
005	V653-310-003-0	PIN	1.00	PC.	
007	ME307001.023	SCREW STP32 3.5x10 - H2	3.00	PC.	
008	ME309543.058	SCREW M 5X10	1.00	PC.	
009	ME309543.011	SCREW M 8X16	1.00	PC.	
010	ME311565.018	PIN P 4X16 CYLINDRICAL	2.00	PC.	
011	ME311210.020	WASHER P 5,3	1.00	PC.	
013	ME321822.155	TRAY CONSOLE COVER NO HOLES	OPTIONAL	PC.	X
013	V653-310-101-0	TRAY CONSOLE COVER NO HOLES/WHT_MATTE	OPTIONAL	PC.	X
013	V653-310-101-0	TRAY CONSOLE COVER NO HOLES/WHT2_MATTE	OPTIONAL	PC.	X
014	ME273141.009	BUMPER BUMPON SJ 5616 P	3.00	PC.	
015	ME311214.013	WASHER P 8,2	1.00	PC.	
018	ME627439.002	TAPE 3M tape 5423 – 25mm	0.04	PC.	

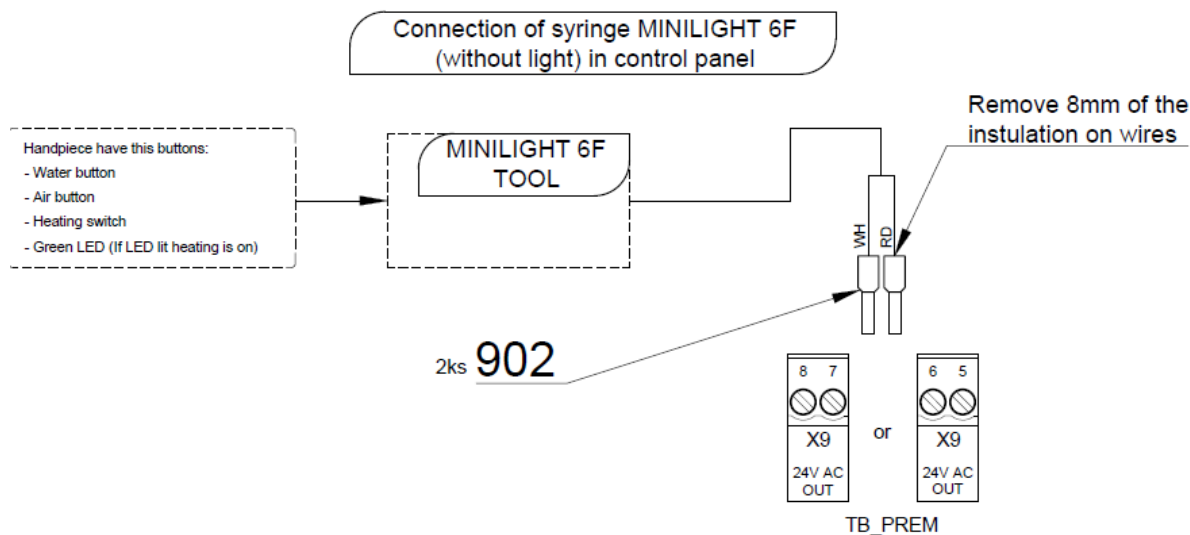
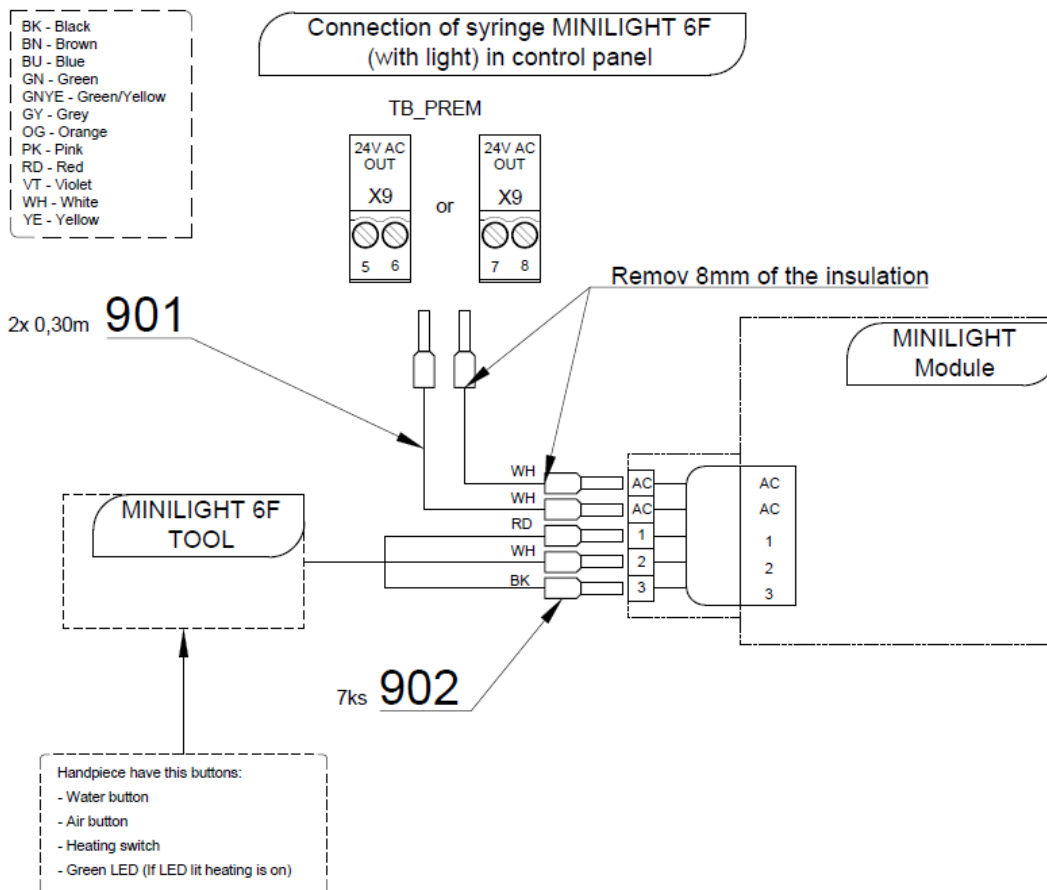
PZ_21_057_7/2/2021

8 - SYRIGNES ACCESORY

8.1 - ACC. SYRINGE MINILIGHT 6F IN CP – A653-760-001-0

Item no.	Product name	SP
A653-760-001-0_K-001	ACC. SYRINGE MINILIGHT 6F IN CP	X





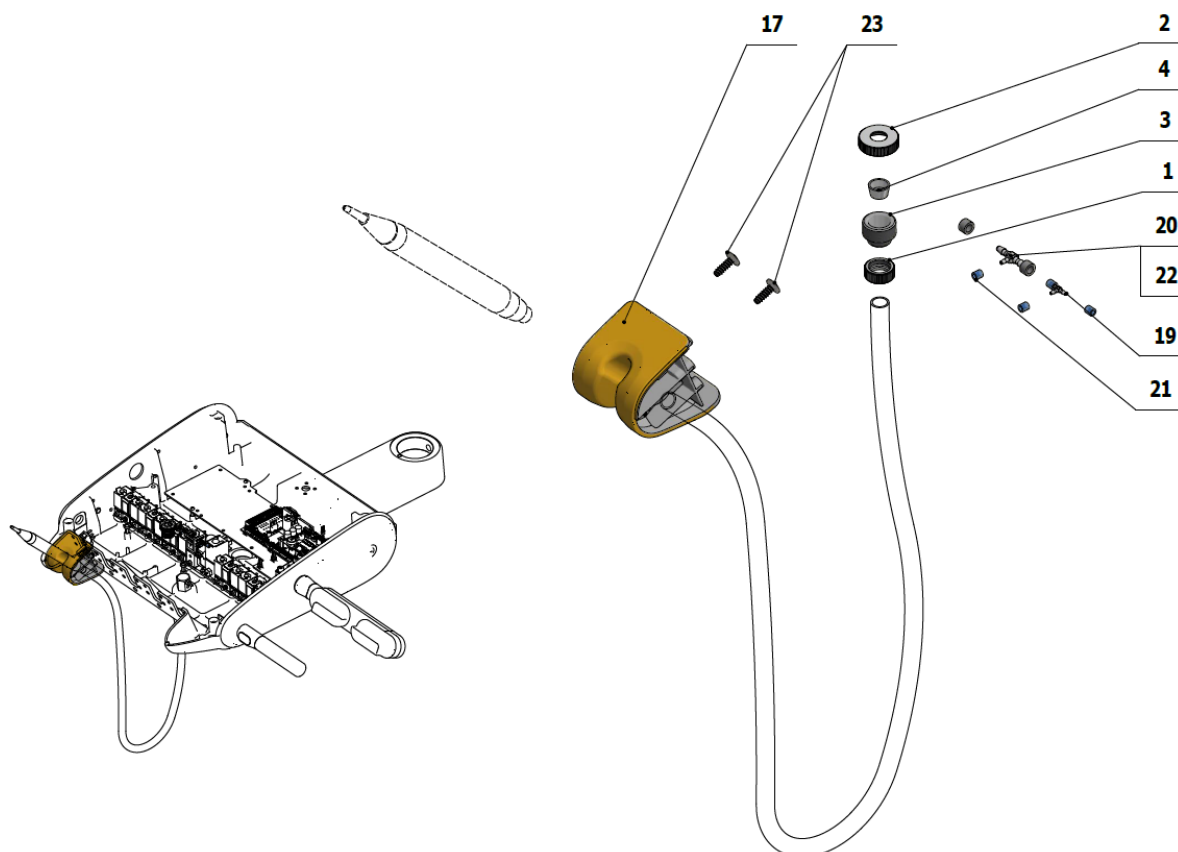
Pos.	Item no.	Product name	QTY	Unit	SP
001	V600.3-00-20	NUT 2	1.00	PC.	X
002	V600.3-00-23	NUT 1	1.00	PC.	X
003	V602.50-00-03	SCREW 1	1.00	PC.	X
004	V602.50-00-04	INSERT 1	1.00	PC.	X
005	V653-150-005-0	PLATE MINILIGHT	1.00	PC.	
011	ME309000.008	SCREW M 4x12	2.00	PC.	
012	ME309251.106	SCREW M 4X10 DECORATIVE PH	2.00	PC.	

013	ME311120.016	NUT M4	2.00	PC.	
014	ME311214.033	WASHER P4.3	2.00	PC.	
017	ME321822.180	ADAPTER-6-MINILIGHT	1.00	PC.	X
019	ME336401.015	ADAPTER T210-1	1.00	PC.	X
020	ME336401.027	ADAPTER T230/210-1	1.00	PC.	X
021	V608.45-00-08	LOCK RING 1	4.00	PC.	
022	ME343415.031	HOSE SILICONE 5X1.5 GREY	0.10	M	
023	ME307001.024	SCREW STP31 4.5x14 - H2	2.00	PC.	X
030	ME397000.064	MINILIGHT SYRINGE 6F R. GREY		PC.	
901	ME341411.059	WIRE LAU 0,5 WHITE	0.60	M	X
902	ME375000.003	INSULATED CRIMP FITTING-NITI 0,5X8WH	7.00	KS	

PZ_22_088_7/14/2022

8.2 - ACC. SYRINGE MINIM.,MINIAS, MINILIGHT 3F IN CP – A653-761-001-0

Item no.	Product name	SP
A653-761-001-0_K-001	ACC. SYRINGE MINIM.,MINIAS, MINILIGHT 3F IN CP	X

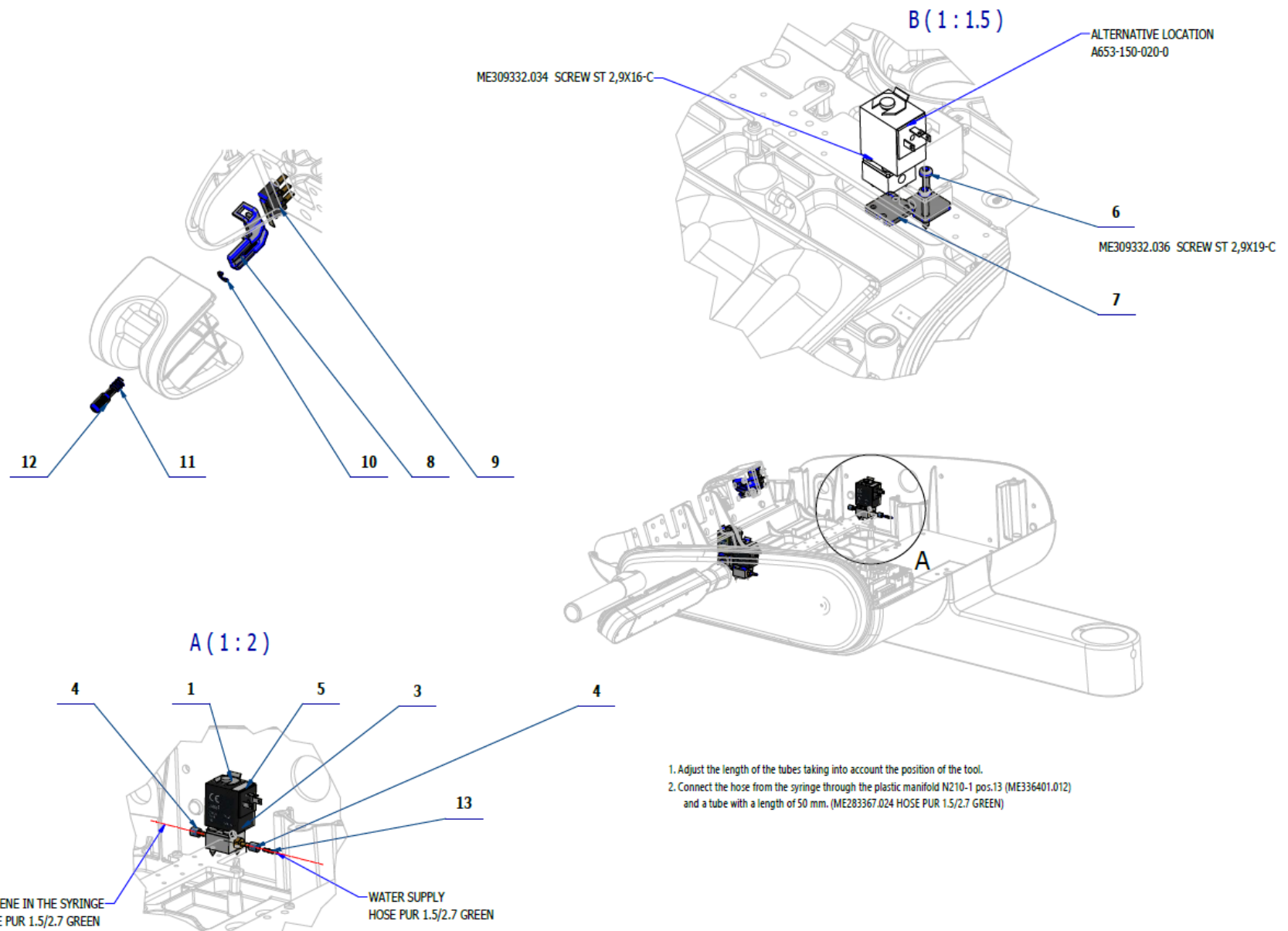


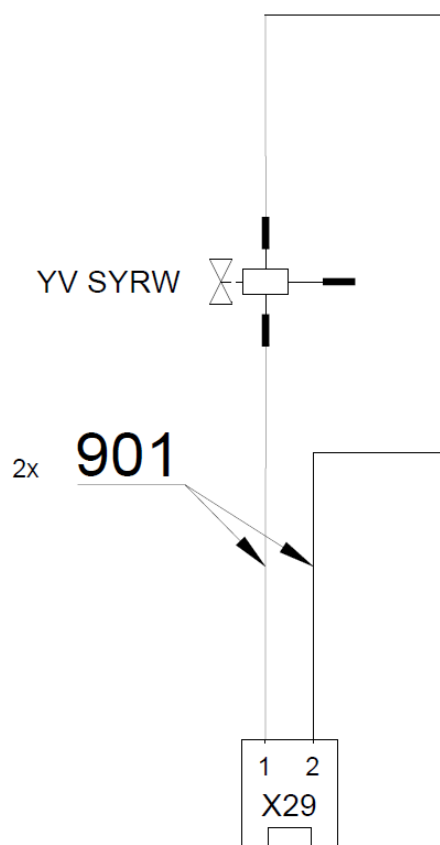
Pos.	Item no.	Product name	QTY	Unit	SP
001	V600.3-00-20	NUT 2	1.00	PC.	X
002	V600.3-00-23	NUT 1	1.00	PC.	X
003	V602.50-00-03	SCREW 1	1.00	PC.	X
004	V602.50-00-04	INSERT 1	1.00	PC.	X
017	ME321822.178	ADAPTER-4-MINIMATE	1.00	PC.	X
019	ME336401.015	ADAPTER T210-1	1.00	PC.	
020	ME336401.027	ADAPTER T230/210-1	1.00	PC.	
021	V608.45-00-08	LOCK RING 1	4.00	PC.	
022	ME343415.031	HOSE SILICONE 5X1.5 GREY	0.10	M	
023	ME307001.024	SCREW STP31 4.5x14 - H2	2.00	PC.	X
030	ME397000.068	MINIMATE R. SYRINGE		PC.	

10/14/2020

8.3 - ACC. HYGIENE SYRINGE IN CP – A653-762-001-0

Item no.	Product name	SP
A653-762-001-0_K-001	ACC. HYGIENE SYRINGE IN CP	X





TB_PREM

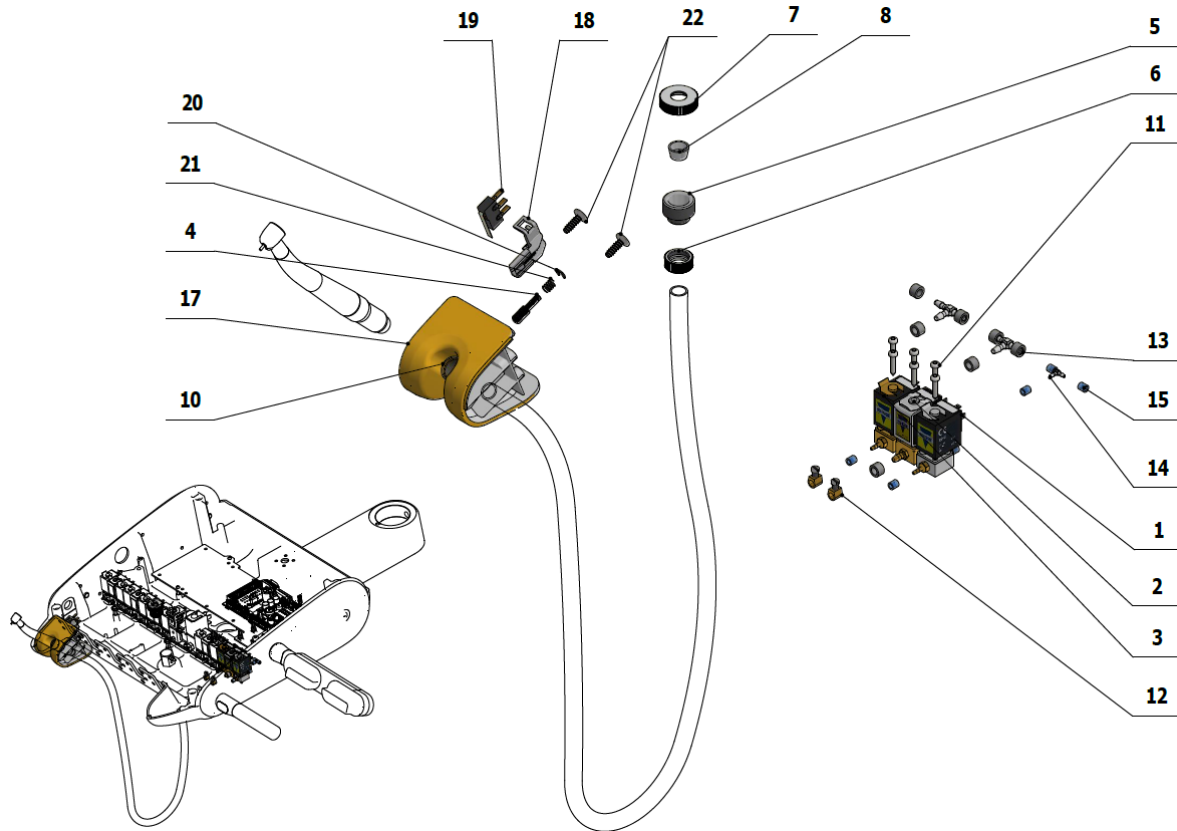
Pos.	Item no.	Product name	QTY	Unit	SP
001	A653-150-020-0	SOLENOID VALVE, SIRAI COMPLETE	1.00	PC.	X
003	ME309332.034	THREADED FASTENER, ST 2.9X16-C	2.00	PC.	X
004	V608.45-00-08	LOCK RING, 1	4.00	PC.	X
005	V400.01-01-40	LABEL, TEXT		PC.	
006	ME309332.036	THREADED FASTENER, ST 2.9X19-C	2.00	PC.	X
007	V653-150-006-0	HYGIENE VALVE BRACKET	1.00	PC.	X
008	ME321822.184	SENSOR BRACKET	1.00	PC.	X
009	ME374415.036	MICRO SWITCH, OMRON SS-5GL111-FT	1.00	PC.	X
010	ME311000.001	LOCK RING P 3.2 ZN	1.00	PC.	
011	ME315000.038	TOOL HOLDER SPRING	1.00	PC.	X
012	V653-700-057-0	CAM 8	1.00	PC.	X
013	ME336401.012	ADAPTER N210-1	1.00	PC.	X
014	ME283367.024	HOSE PUR 1,5/2,7 GREEN	0.05	M	
901	ME374100.037	WIRE YV - GN	2.00	PC.	X

PZ_22_004_1/13/2022

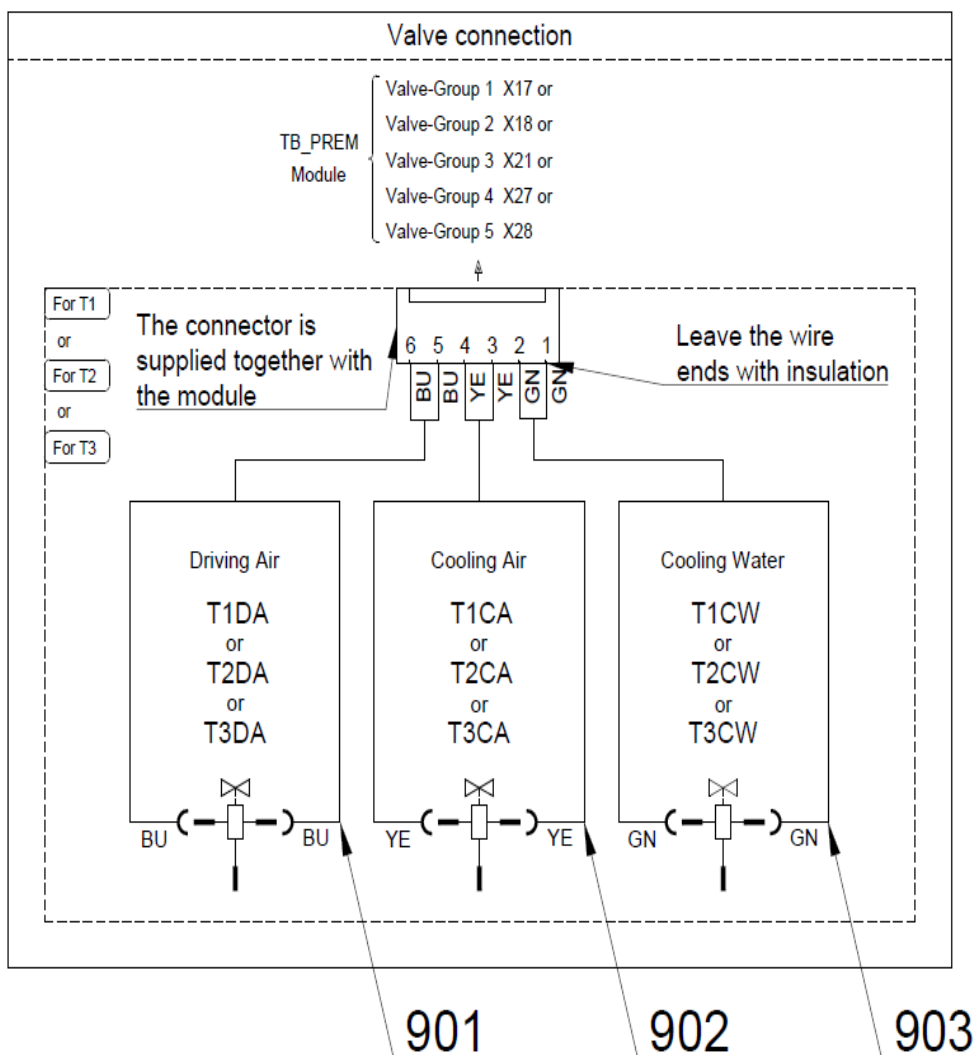
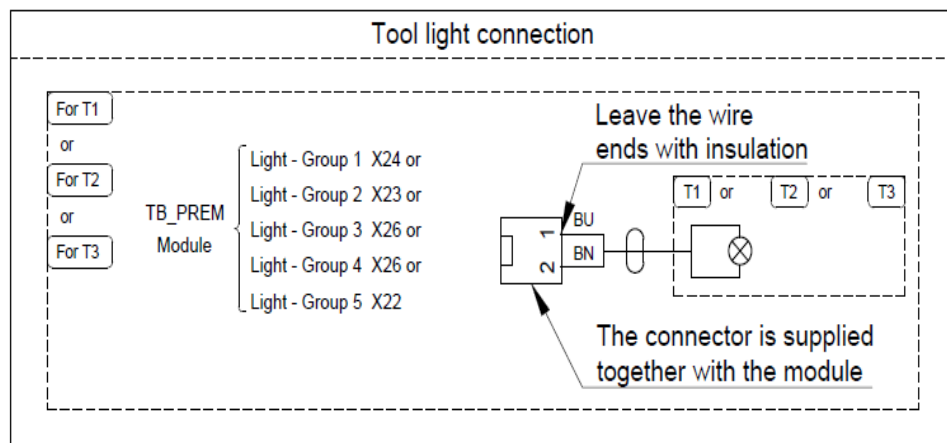
9 - TURBINES ACCESSORY

9.1 - ACC. TURBINES – A653-770-001-0

Item no.	Product name	SP
A653-770-001-0_K-001	ACC. TURBINES	X



BK - Black
BN - Brown
BU - Blue
GN - Green
GNYE - Green/Yellow
GY - Grey
OG - Orange
PK - Pink
RD - Red
VT - Violet
WH - White
YE - Yellow

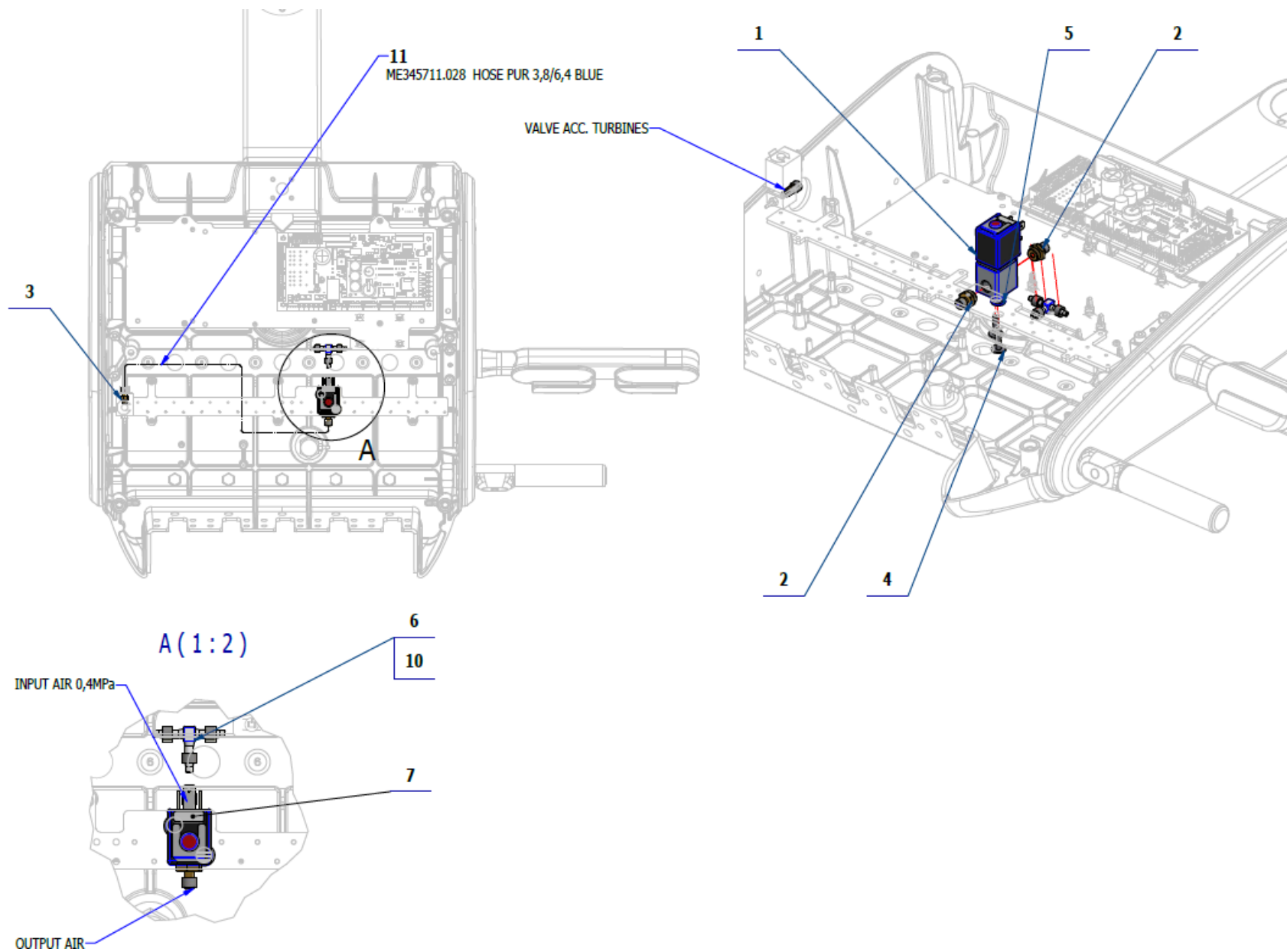


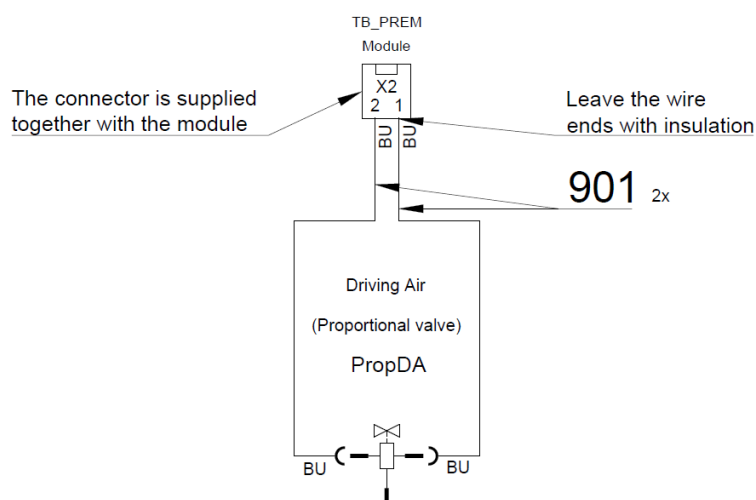
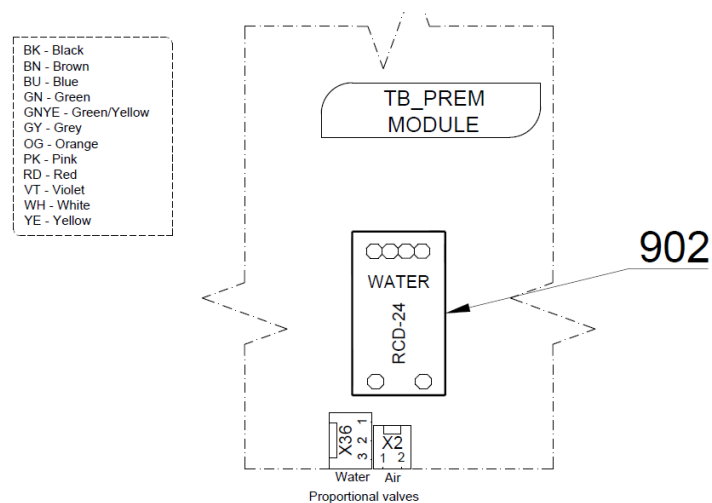
Pos.	Item no.	Product name	QTY	Unit	SP
001	A653-150-020-0	SOLENOID VALVE, SIRAI COMPLETE	1.00	PC.	X
002	A653-150-023-0	SOLENOID VALVE, SIRAI 4, COMPLETE	1.00	PC.	X
003	A653-150-022-0	SOLENOID VALVE, SIRAI 1, COMPLETE	1.00	PC.	X
004	V653-700-057-0	CAM 8	1.00	PC.	X
005	V602.50-00-03	SCREW 1	1.00	PC.	X
006	V600.3-00-20	NUT 2	1.00	PC.	X
007	V600.3-00-23	NUT 1	1.00	PC.	X
008	V602.50-00-04	INSERT 1	1.00	PC.	X
009	V400.01-01-40	LABEL TEXT		PC.	
010	A653-170-103-0	HOSE SV.MIDWEST GREY 1700	1.00	PC.	X
011	ME309332.034	SCREW ST 2,9X16-C	6.00	PC.	
012	V629.28-00-03	RESTRICTOR, MODIFIED	2.00	PC.	X
013	ME336401.029	ADAPTER T230-1	2.00	PC.	X
014	ME336401.015	ADAPTER T210-1	1.00	PC.	X
015	V608.45-00-08	LOCK RING 1	6.00	PC.	
016	ME343415.031	HOSE SILICONE 5X1.5 GREY	0.10	M	
017	ME321822.182	ADAPTER-8-TURBINE	1.00	PC.	X
018	ME321822.184	SENSOR BRACKET	1.00	PC.	X
019	ME374415.036	MICROSWITCH OMRON SS-5GL111-FT	1.00	PC.	X
020	ME311000.001	LOCK RING P 3,2 ZN	1.00	PC.	
021	ME315000.038	TOOL HOLDER SPRING	1.00	PC.	X
022	ME307001.024	SCREW STP31 4.5x14 - H2	2.00	PC.	X
024	ME345711.028	HOSE PUR 3,8/6,4 BLUE	0.30	M	
025	ME283367.024	HOSE PUR 1,5/2,7 GREEN	0.20	M	
030	ME372000.052	TUR. BPE 1600040		PC.	
901	ME374100.079	WIRE YV - BU	2.00	PC.	X
902	ME374100.038	WIRE YV - YE	2.00	PC.	X
903	ME374100.037	WIRE YV - GN	2.00	PC.	X

10/12/2020

9.2 - ACC. TURBINE WITH REGULATION – A653-771-001-0

Item no.	Product name	SP
A653-771-001-0_K-001	ACC. TURBINE WITH REGULATION	X



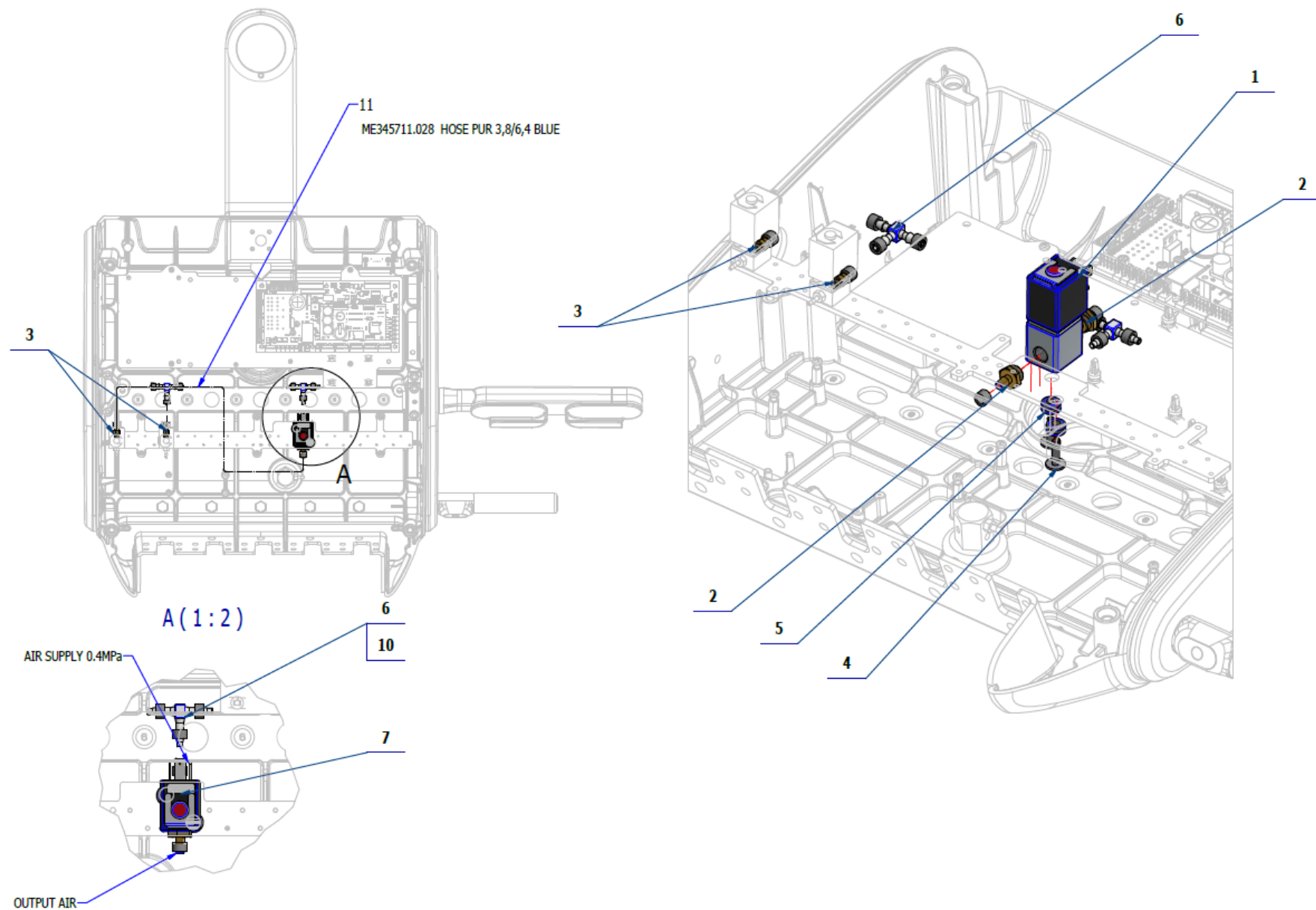


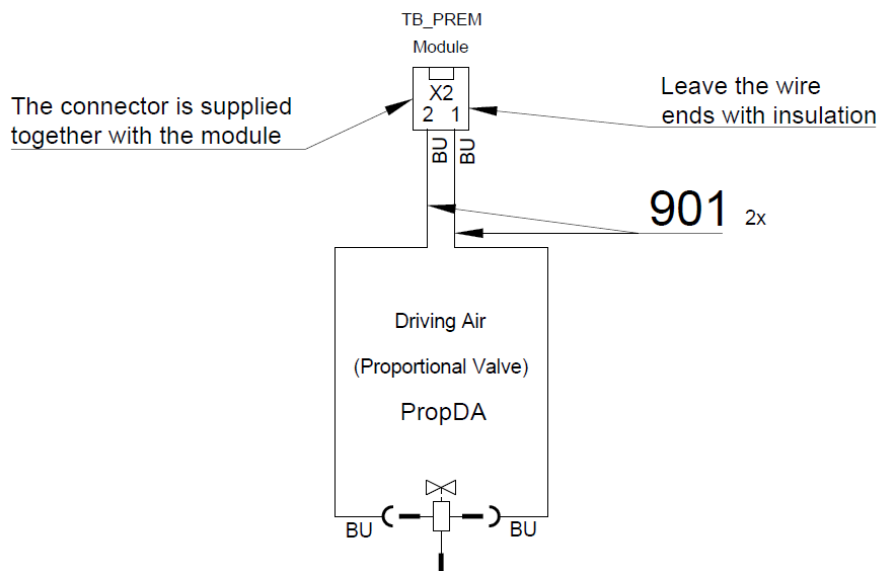
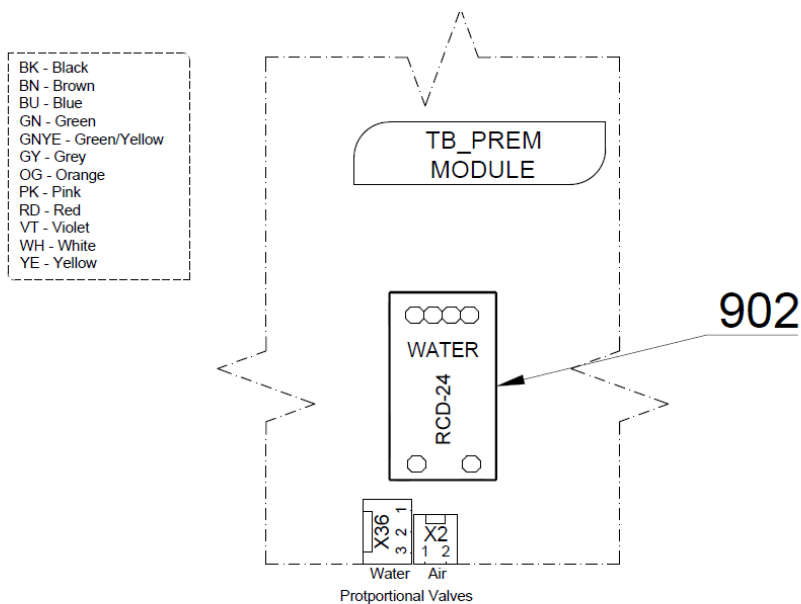
Pos.	Item no	Product name	QTY	Unit	SP
001	ME551114.004	PROPORTIONAL VALVE, ASCO SCG202A207V	1.00	PC.	X
002	V625.32-00-03	ADAPTER, ASCO	2.00	PC.	X
003	V625.32-00-02	ADAPTER, M5	1.00	PC.	X
004	ME309251.107	SCREW M 4X16 DECORATIVE	2.00	PC.	X
005	ME273121.042	ADAPTER TYP F2 5x3	2.00	PC.	X
006	ME336401.011	ADAPTER T40-1	1.00	PC.	X
007	V400.01-01-40	LABEL TEXT		PC.	
010	ME343415.031	HOSE SILICONE 5X1.5 GREY	0.02	M	
011	ME345711.028	HOSE PUR 3,8/6,4 BLUE	0.70	M	
901	ME374100.039	WIRE YV - BU	2.00	PC.	X
902	ME374000.407	MODUL RCD-24-0,50	1.00	PC.	X

10/12/2020

9.3 - ACC. 2 TURBINES WITH REGULATION – A653-773-001-0

Item no.	Product name	SP
A653-773-001-0_K-001	ACC. 2 TURBINES WITH REGULATION	X



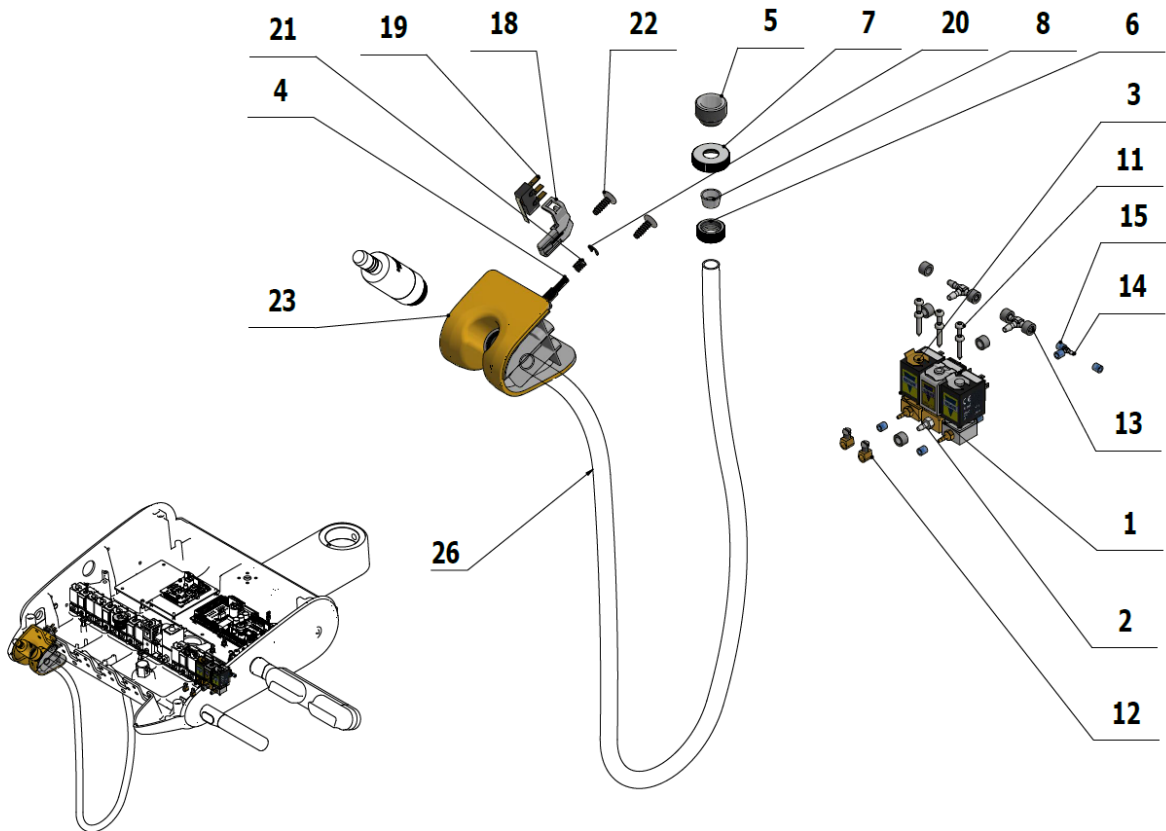


Pos.	Item no.	Product name	QTY	Unit	SP
001	ME551114.004	PROPORTIONAL VALVE, ASCO SCG202A207V	1.00	PC.	X
002	V625.32-00-03	ADAPTER, ASCO	2.00	PC.	X
003	V625.32-00-02	ADAPTER, M5	2.00	PC.	X
004	ME309251.107	SCREW M 4X16 DECORATIVE	2.00	PC.	X
005	ME273121.042	ADAPTER TYP F2 5x3	2.00	PC.	X
006	ME336401.011	ADAPTER T40-1	2.00	PC.	X
007	V400.01-01-40	LABEL TEXT		PC.	
010	ME343415.031	HOSE SILICONE 5X1.5 GREY	0.05	M	
011	ME345711.028	HOSE PUR 3,8/6,4 BLUE	0.80	M	
901	ME374100.039	WIRE YV - BU	2.00	PC.	X
902	ME374000.407	MODUL RCD-24-0,50	1.00	PC.	X

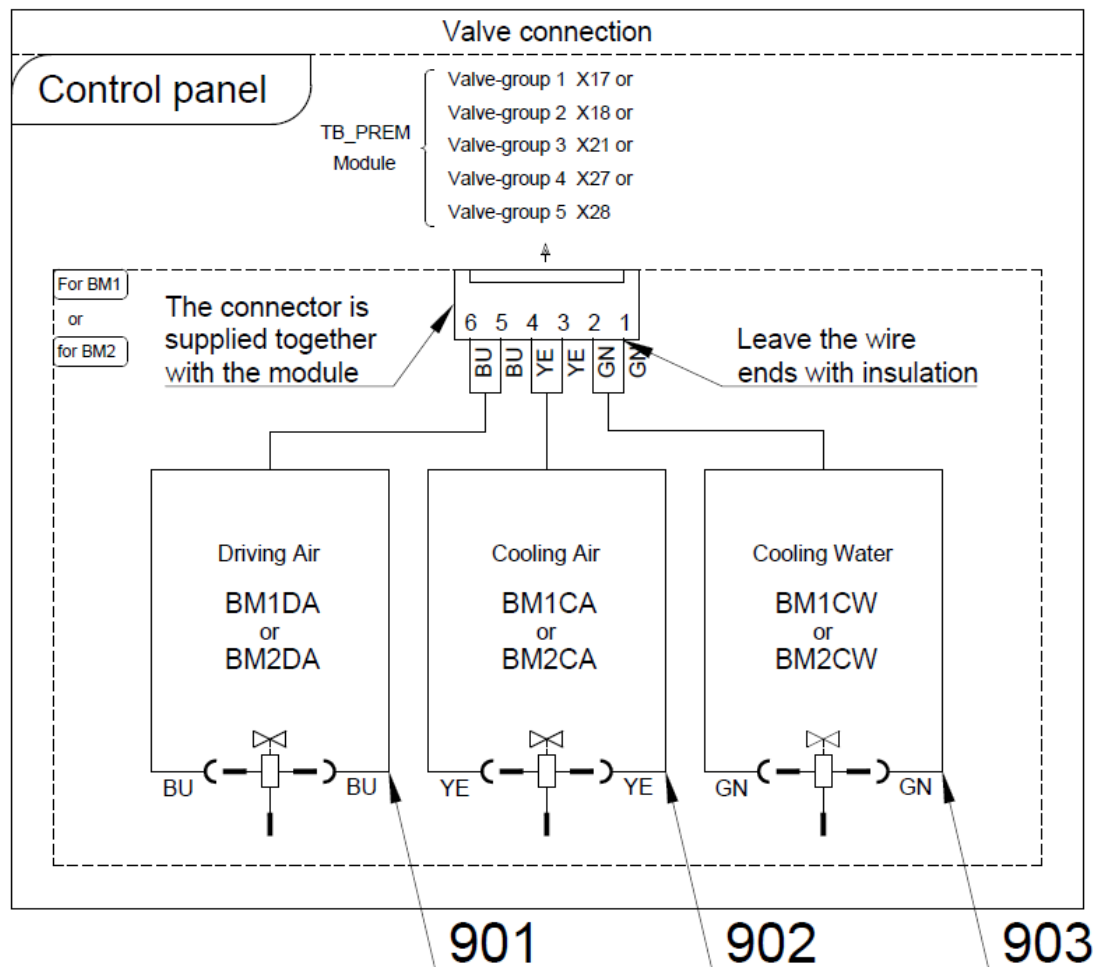
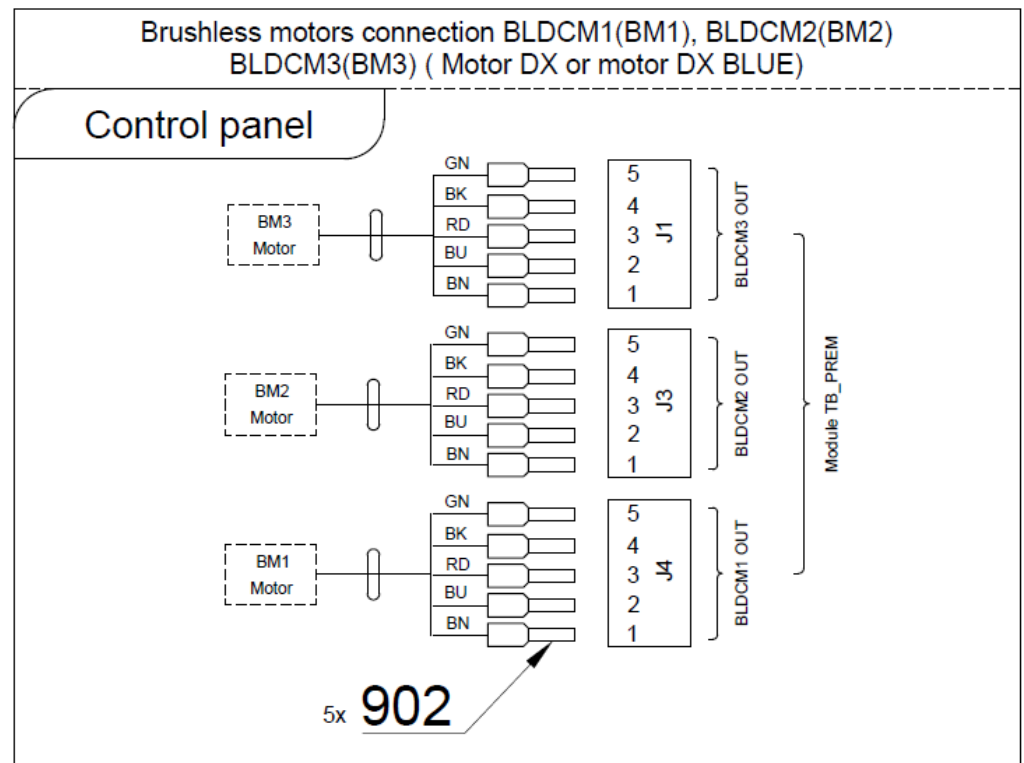
10/12/2020

10 - MOTORS ACCESSORY
10.1 - ACC. MICROMOTOR DX AND DX BLUE – A653-780-001-0

Item no.	Product name	SP
A653-780-001-0_K-001	ACC. MICROMOTOR DX AND DX BLUE	X



BK - Black
 BN - Brown
 BU - Blue
 GN - Green
 GNYE - Green/Yellow
 GY - Grey
 OG - Orange
 PK - Pink
 RD - Red
 VT - Violet
 WH - White
 YE - Yellow

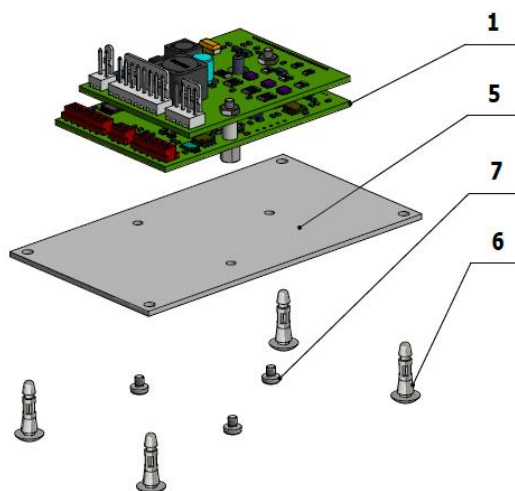


Pos.	Item no.	Product name	QTY	Unit	SP
001	A653-150-020-0	SOLENOID VALVE, SIRAI COMPLETE	1.00	PC.	X
002	A653-150-021-0	SOLENOID VALVE, SIRAI 3, COMPLETE	1.00	PC.	X
003	A653-150-022-0	SOLENOID VALVE, SIRAI 1, COMPLETE	1.00	PC.	X
004	V653-700-057-0	CAM 8	1.00	PC.	X
005	V602.50-00-03	SCREW 1	1.00	PC.	X
006	V600.3-00-20	NUT 2	1.00	PC.	X
007	V600.3-00-23	NUT 1	1.00	PC.	X
008	V602.50-00-04	INSERT 1	1.00	PC.	X
009	V400.01-01-40	LABEL TEXT		PC.	
011	ME309332.034	SCREW ST 2,9X16-C	6.00	PC.	X
012	V629.28-00-03	RESTRICTOR MODIFIELD	2.00	PC.	X
013	ME336401.029	ADAPTER T230-1	2.00	PC.	X
014	ME336401.015	ADAPTER T210-1	1.00	PC.	X
015	V608.45-00-08	LOCK RING 1	6.00	PC.	
016	ME343415.031	HOSE SILICONE 5X1.5 GREY	0.10	M	
018	ME321822.184	SENSOR BRACKET	1.00	PC.	X
019	ME374415.036	MICROSWITCH OMRON SS-5GL111-FT	1.00	PC.	X
020	ME311000.001	LOCK RING P 3,2 ZN	1.00	PC.	
021	ME315000.038	TOOL HOLDER SPRING	1.00	PC.	X
022	ME307001.024	SCREW STP31 4.5x14 - H2	2.00	PC.	X
023	ME321822.179	ADAPTER-5	1.00	PC.	X
024	ME345711.028	HOSE PUR 3,8/6,4 BLUE	0.30	M	
025	ME283367.024	HOSE PUR 1,5/2,7 GREEN	0.20	M	
026	DSHO35	HOSE DX	1.00	PC.	
901	ME374100.079	WIRE YV - BU	2.00	PC.	X
902	ME374100.038	WIRE YV - YE	2.00	PC.	X
903	ME374100.037	WIRE YV - GN	2.00	PC.	X
904	ME375000.004	INSULATED CRIMP FITTING- NITI 0,34x8 TQ ETINGER	5.00	PC.	

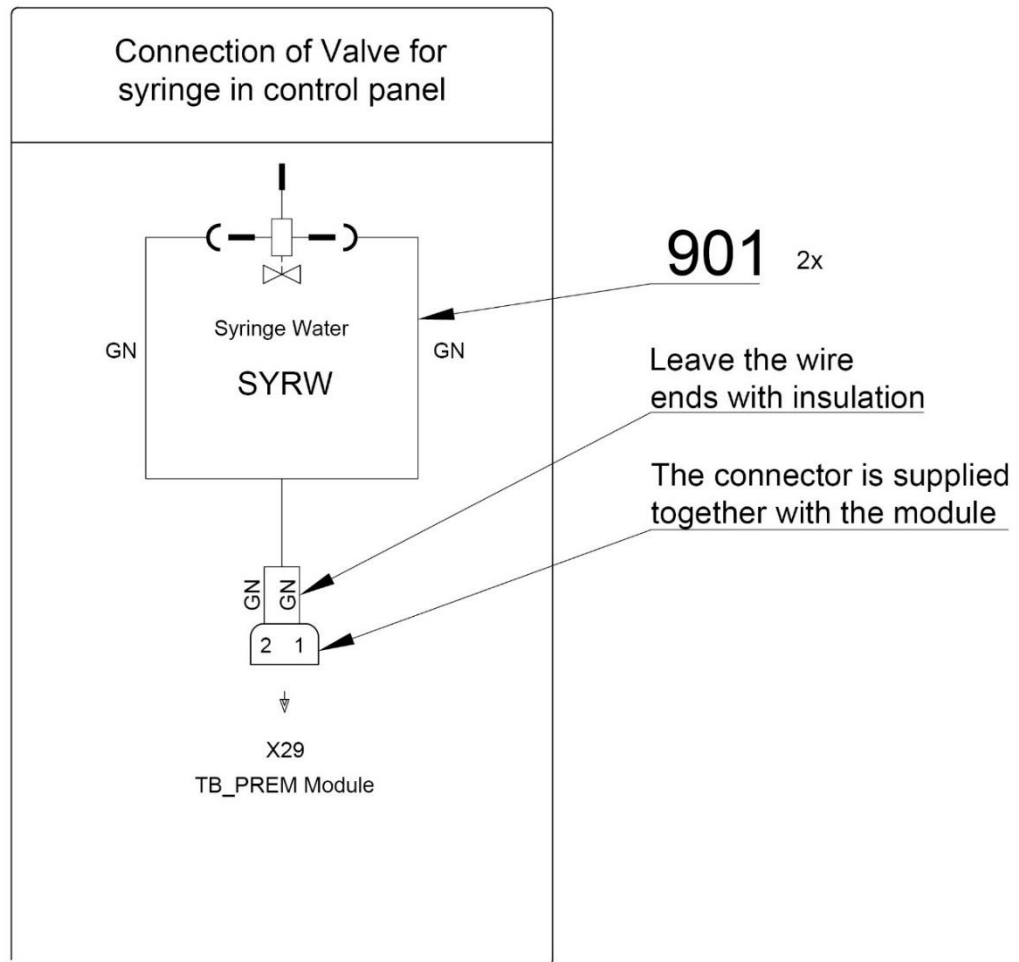
10/12/2020

10.2 -EL. CONNECTION MOTOR.MODULE MB30.V1 FOR DX – A653-180-026-0

Item no.	Product name	SP
A653-180-026-0_K-001	EL. CONNECTION MOTOR.MODULE MB30.V1 FOR DX	X



BK - Black
 BN - Brown
 BU - Blue
 GN - Green
 GNYE - Green/Yellow
 GY - Grey
 OG - Orange
 PK - Pink
 RD - Red
 VT - Violet
 WH - White
 YE - Yellow

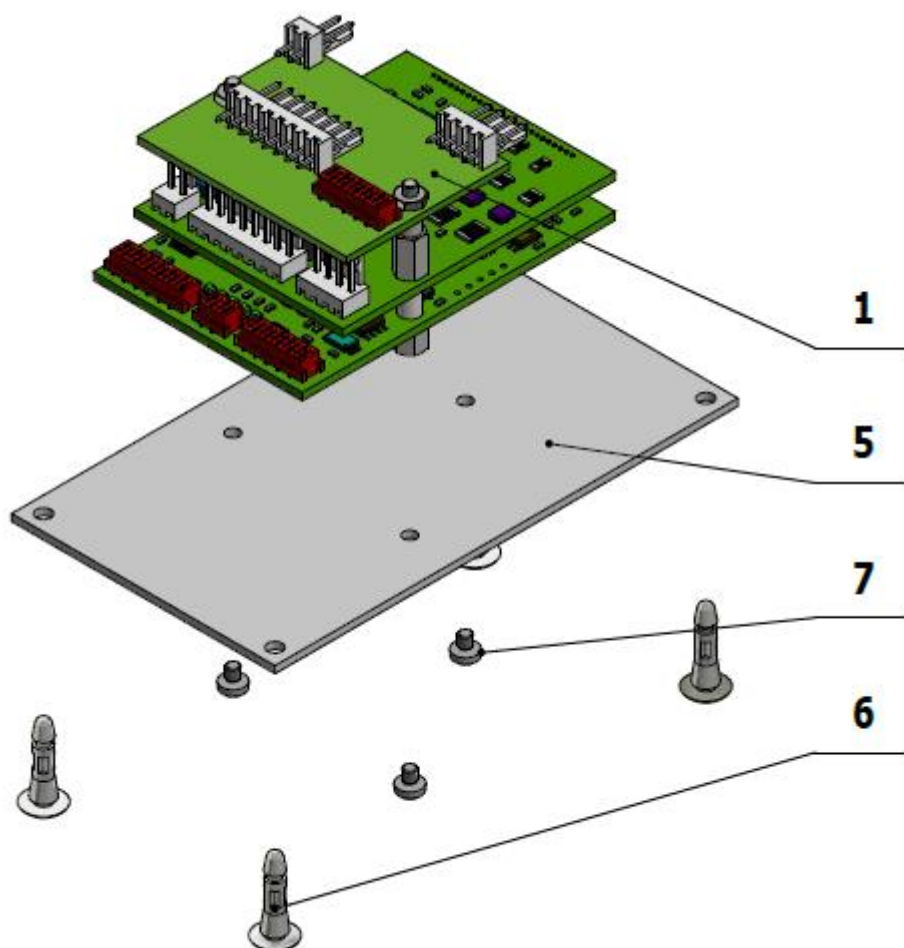


Pos.	Item no.	Product name	QTY	Unit	SP
001	DSMB30.V1	MODUL DX	1.00	PC.	X
005	V629.39-00-16	BOARD FOR THE DX	1.00	PC.	X
006	ME371418.019	PCB SUPPORT 10x2x3 PA 6.6	4.00	PC.	
007	ME309255.104	SCREW M 2.5x3	3.00	PC.	
901	ME374010.064	CABLE DX - TB PREM	1.00	PC.	X
903	A653-180-903-0	CONNECTION WIRES FOR DX	1.00	PC.	X

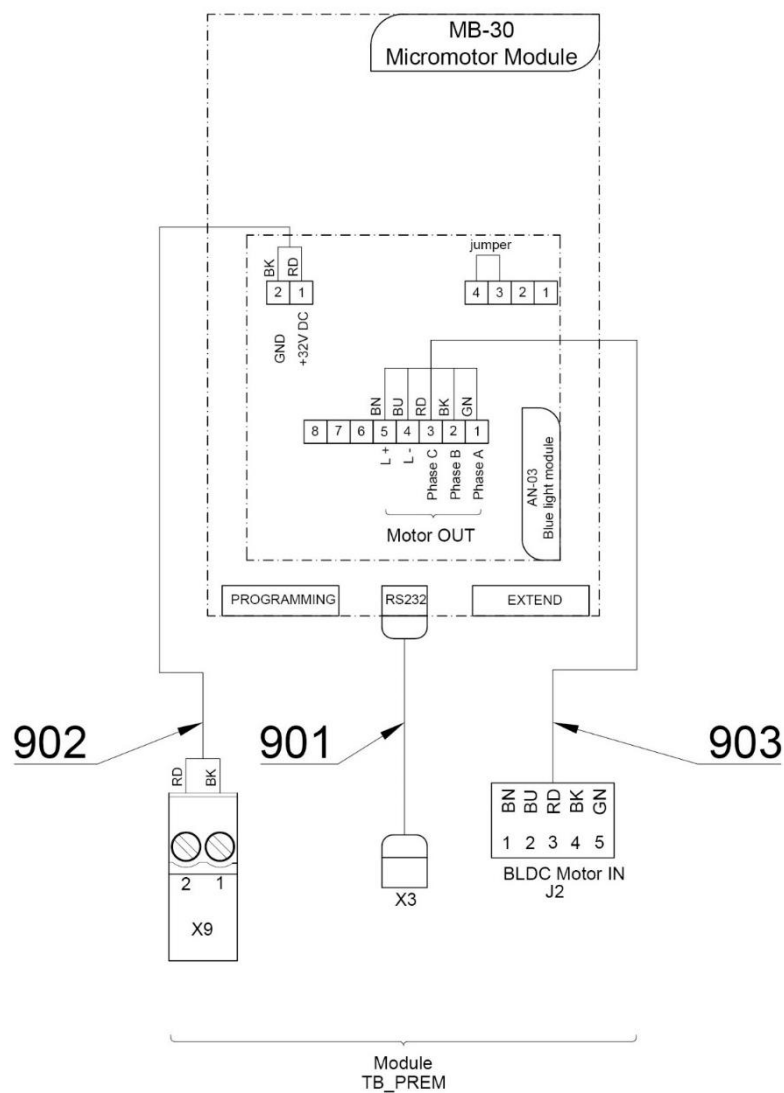
PZ_22_034_4/8/2022

10.3 - EL. CONNECTION MOTOR. MODULE MB30+AN03.V1 FOR DX BLUE – A653-180-027-0

Item no.	Product name	SP
A653-180-027-0_ K-001	EL. CONNECTION MOTOR. MODULE MB30+AN03.V1 FOR DX BLUE	X



BK - Black
BN - Brown
BU - Blue
GN - Green
GNYE - Green/Yellow
GY - Grey
OG - Orange
PK - Pink
RD - Red
VT - Violet
WH - White
YE - Yellow

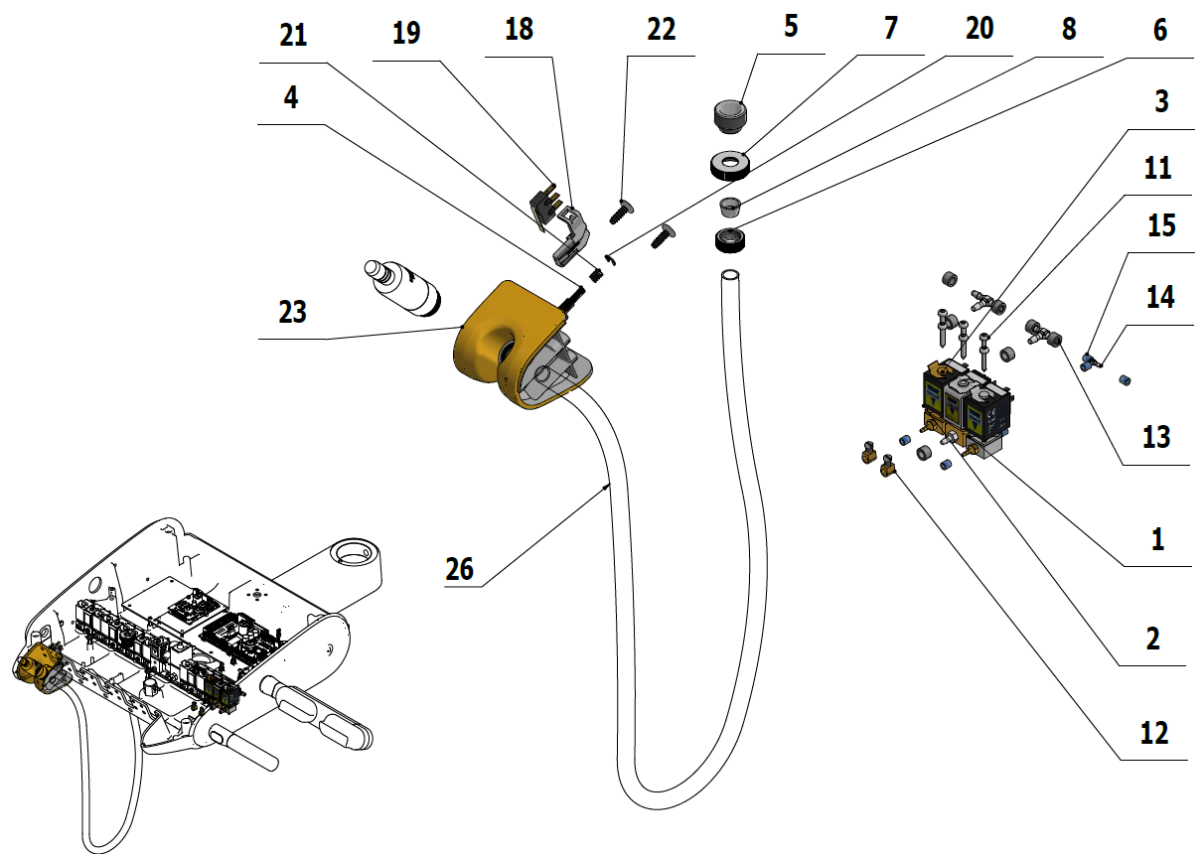


Pos.	Item no.	Product name	QTY	Unit	SP
001	DSMB30BLUE.V1	MODUL DX BLUE	1.00	PC.	X
005	V629.39-00-16	BOARD FOR THE DX	1.00	PC.	X
006	ME371418.019	PCB SUPPORT 10x2x3 PA 6.6	4.00	PC.	
007	ME309255.104	SCREW M 2.5x3	3.00	PC.	
901	ME374010.064	CABLE DX - TB PREM	1.00	PC.	X
903	A653-180-903-0	CONNECTION WIRES FOR DX	1.00	PC.	X

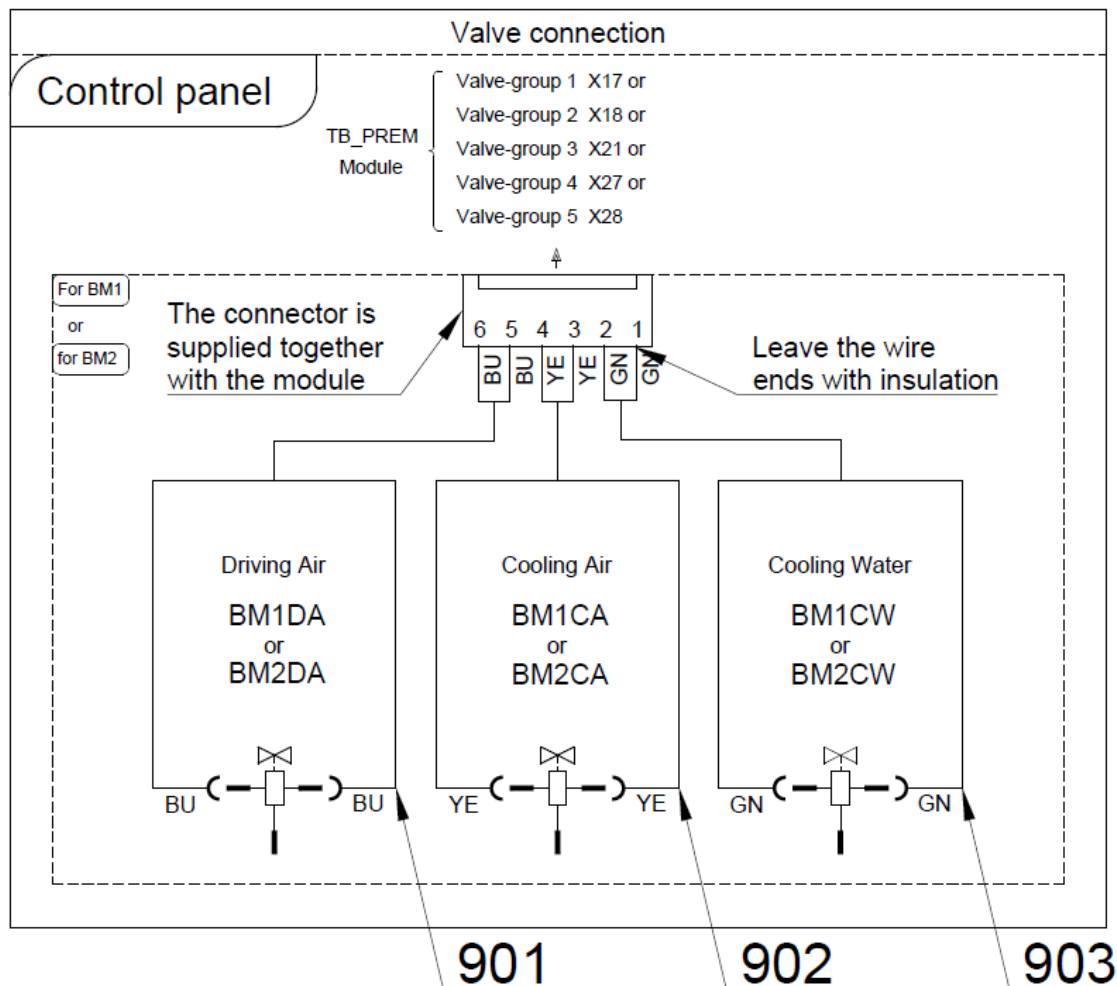
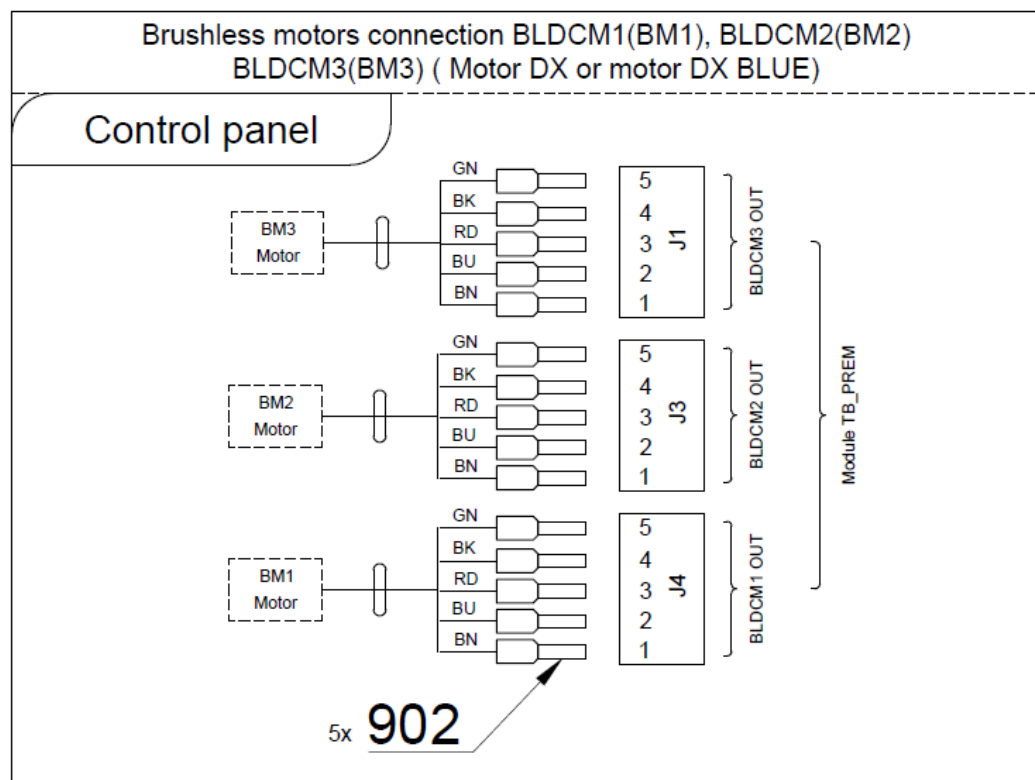
PZ_22_034_4/8/2022

10.4 - ACC. MICROMOTORS DX PRO AND DX PRO BLUE – A653-781-001-0

Item no.	Product name	SP
A653-781-001-0_ K-001	ACC. MICROMOTORS DX PRO AND DX PRO BLUE	X



BK - Black
 BN - Brown
 BU - Blue
 GN - Green
 GNYE - Green/Yellow
 GY - Grey
 OG - Orange
 PK - Pink
 RD - Red
 VT - Violet
 WH - White
 YE - Yellow

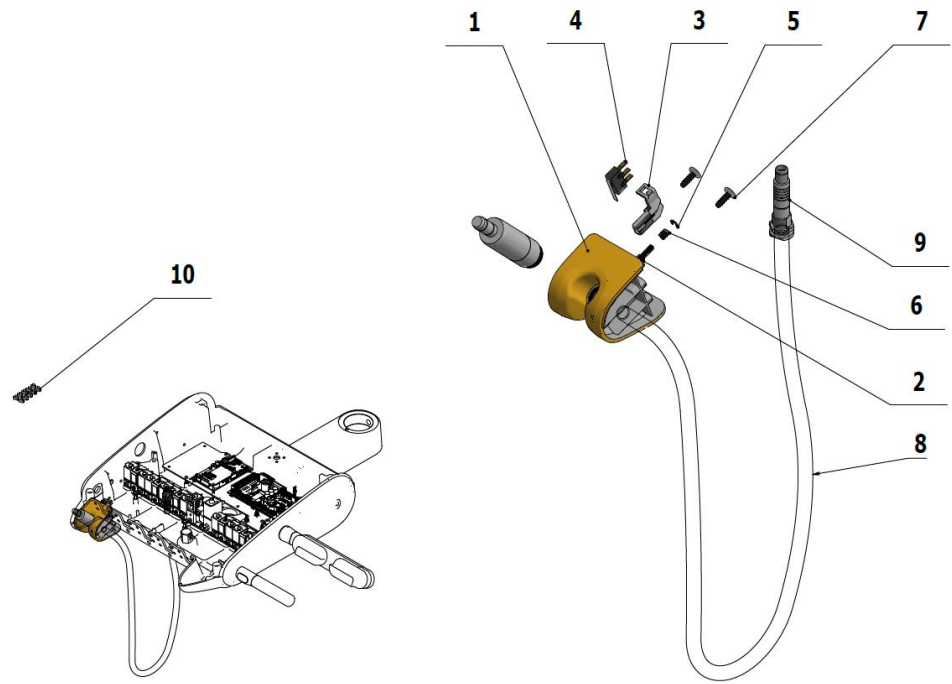


Pos.	Item no.	Product name	QTY	Unit	SP
001	A653-150-020-0	SOLENOID VALVE, SIRAI COMPLETE	1.00	PC.	X
002	A653-150-021-0	SOLENOID VALVE, SIRAI 3, COMPLETE	1.00	PC.	X
003	A653-150-022-0	SOLENOID VALVE, SIRAI 1, COMPLETE	1.00	PC.	X
004	V653-700-057-0	CAM 8	1.00	PC.	X
005	V602.50-00-03	SCREW 1	1.00	PC.	X
006	V600.3-00-20	NUT 2	1.00	PC.	X
007	V600.3-00-23	NUT 1	1.00	PC.	X
008	V602.50-00-04	INSERT 1	1.00	PC.	X
009	V400.01-01-40	LABEL TEXT		PC.	
011	ME309332.034	SCREW ST 2,9X16-C	6.00	PC.	X
012	V629.28-00-03	RESTRICTOR MODIFIED	2.00	PC.	X
013	ME336401.029	ADAPTER T230-1	2.00	PC.	X
014	ME336401.015	ADAPTER T210-1	1.00	PC.	X
015	V608.45-00-08	LOCK RING 1	6.00	PC.	
016	ME343415.031	HOSE SILICONE 5X1.5 GREY	0.10	M	
018	ME321822.184	SENSOR BRACKET	1.00	PC.	X
019	ME374415.036	MICROSWITCH OMRON SS-5GL111-FT	1.00	PC.	X
020	ME311000.001	LOCK RING P 3,2 ZN	1.00	PC.	
021	ME315000.038	TOOL HOLDER SPRING	1.00	PC.	X
022	ME307001.024	SCREW STP31 4.5x14 - H2	2.00	PC.	X
023	ME321822.179	ADAPTER-5	1.00	PC.	X
024	ME345711.028	HOSE PUR 3,8/6,4 BLUE	0.30	M	
025	ME283367.024	HOSE PUR 1,5/2,7 GREEN	0.20	M	
026	DSH035	HOSE DX	1.00	PC.	
901	ME374100.079	WIRE YV – BU	2.00	PC.	
902	ME374100.038	WIRE YV - YE	2.00	PC.	
903	ME374100.037	WIRE YV - GN	2.00	PC.	
904	ME375000.004	INSULATED CRIMP FITTING- NITI 0,34x8 TQ ETTINGER	5.00	PC.	

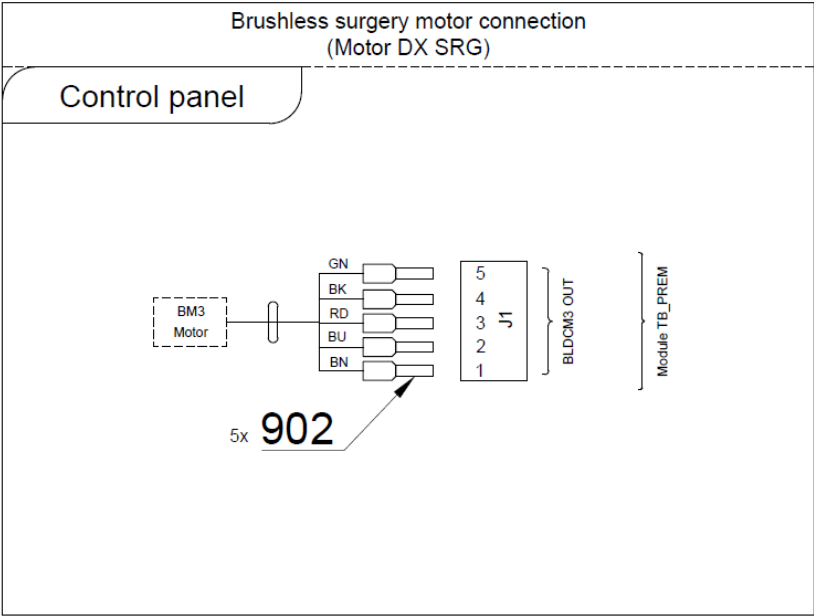
10/12/2020

10.5 - ACC. MICROMOTORS DX SRG – A653-782-001-0

Item no.	Product name	SP
A653-782-001-0_K-001	ACC. MICROMOTORS DX PRO AND DX PRO BLUE	X



BK - Black
BN - Brown
BU - Blue
GN - Green
GNYE - Green/Yellow
GY - Grey
OG - Orange
PK - Pink
RD - Red
VT - Violet
WH - White
YE - Yellow

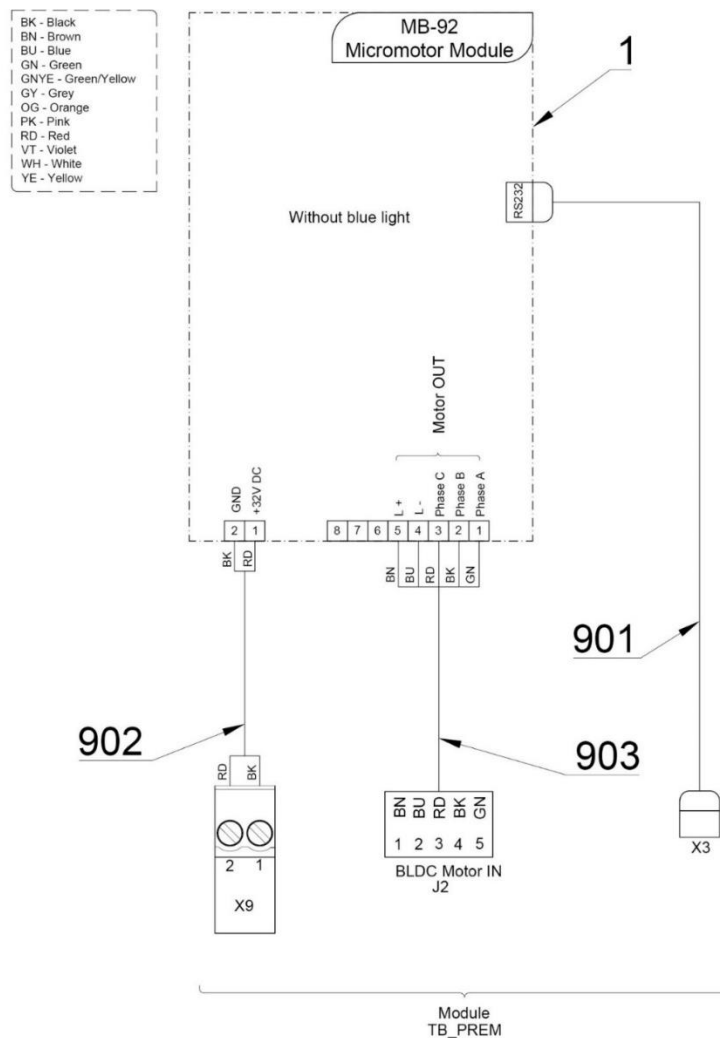


Pos.	Item no.	Product name	QTY	Unit	SP
001	ME321822.179	ADAPTER-5	1.00	PC.	X
002	V653-700-057-0	CAM 8	1.00	PC.	X
003	ME321822.184	SENSOR BRACKET	1.00	PC.	X
004	ME374415.036	MICROSWITCH OMRON SS-5GL111-FT	1.00	PC.	X
005	ME311000.001	LOCK RING P 3,2 ZN	1.00	PC.	
006	ME315000.038	TOOL HOLDER SPRING	1.00	PC.	X
007	ME307001.024	SCREW STP31 4.5x14 - H2	2.00	PC.	X
008	DSCB1650	CABLE DX SRG 1650 mm	1.00	PC.	X
009	DSCBC001	FISCHER CONNECTOR FOR CABLE DX SRG	1.00	PC.	X
010	V629.39-00-01	HOSE CLIP BienAir		PC.	
020	DSDX301	MOTOR DX SRG		PC.	
901	ME375000.004	INSULATED CRIMP FITTING- NITI 0,34x8 TQ ETTINGER	5.00	PC.	

10/12/2020

10.6 - EL. CONNECTION MOTOR. MODULE MB92.V1 FOR DX PRO MOTORS – A653-180-028-0

Item no.	Product name	SP
A653-180-028-0_ K-001	EL. CONNECTION MOTOR. MODULE MB92.V1 FOR DX PRO MOTORS	X

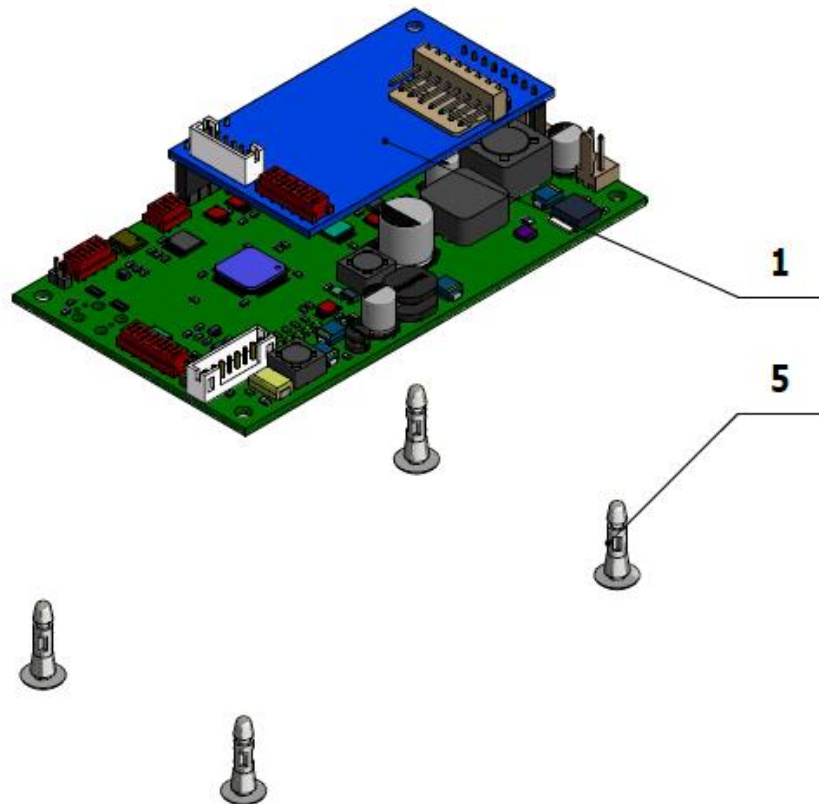


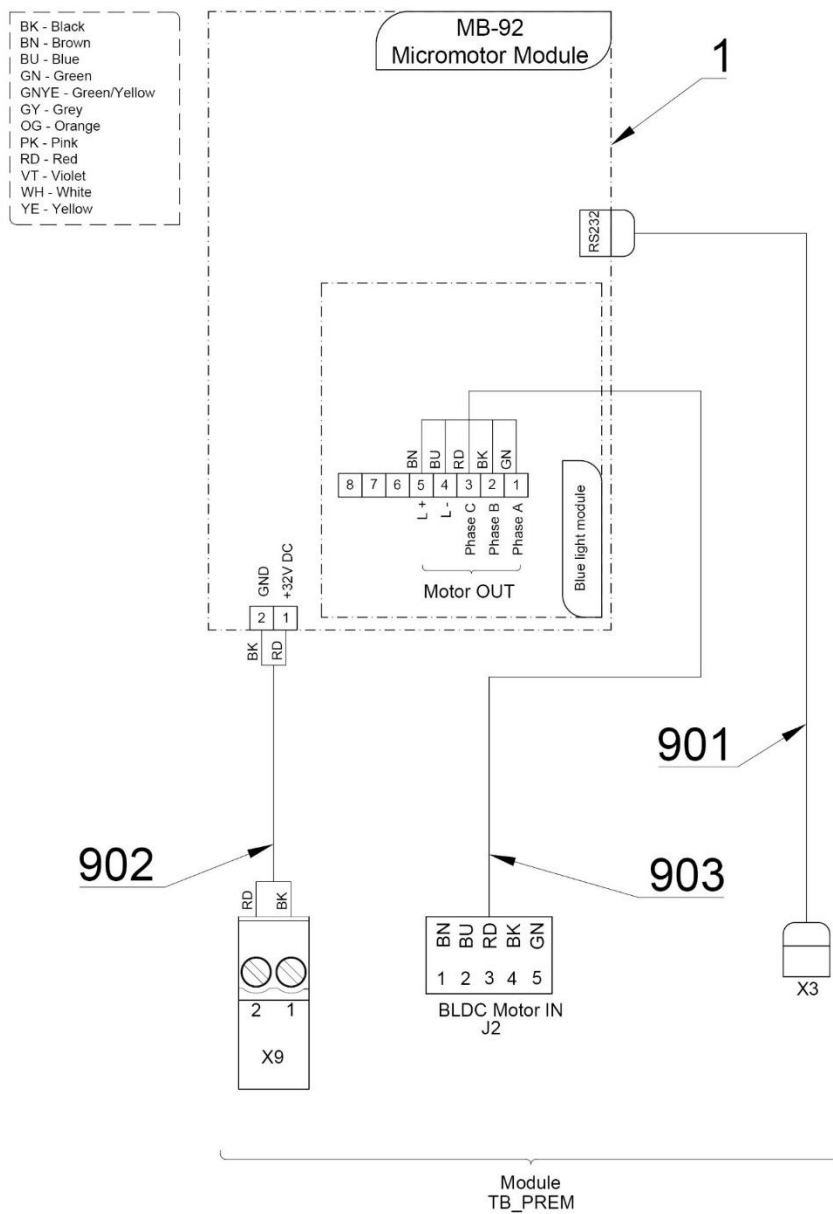
Pos.	Item no.	Product name	QTY	Unit	SP
001	DSMB92.V1	MODUL DX PRO	1.00	PC.	X
005	ME371418.019	PCB SUPPORT 10x2x3 PA 6.6	4.00	PC.	
901	ME374010.064	CABLE DX - TB PREM	1.00	PC.	
903	A653-180-903-0	CONNECTION WIRES FOR DX	1.00	PC.	

PZ_22_034_4/8/2021

10.7 - EL. CONNECTION MOTOR.MODULE MB92 BLUE.V1 FOR DX PRO BLUE –
A653-180-029-0

Item no.	Product name	SP
A653-180-029-0_ K-001	EL. CONNECTION MOTOR.MODULE MB92 BLUE.V1 FOR DX PRO BLUE	X





Pos.	Item no.	Product name	QTY	Unit	SP
001	DSMB92BLUE.V1	MODUL DX PRO BLUE	1.00	PC.	
005	ME371418.019	PCB SUPPORT 10x2x3 PA 6.6	4.00	PC.	
901	ME374010.064	CABLE DX - TB PREM	1.00	PC.	
903	A653-180-903-0	CONNECTION WIRES DX	1.00	PC.	

PZ_22_034_4/8/2022

11 - SCALERS

11.1 - UOZK EMS

11.1.1 - KIT EMS FS-433 WITHOUT LIGHT – A653-999-008-0

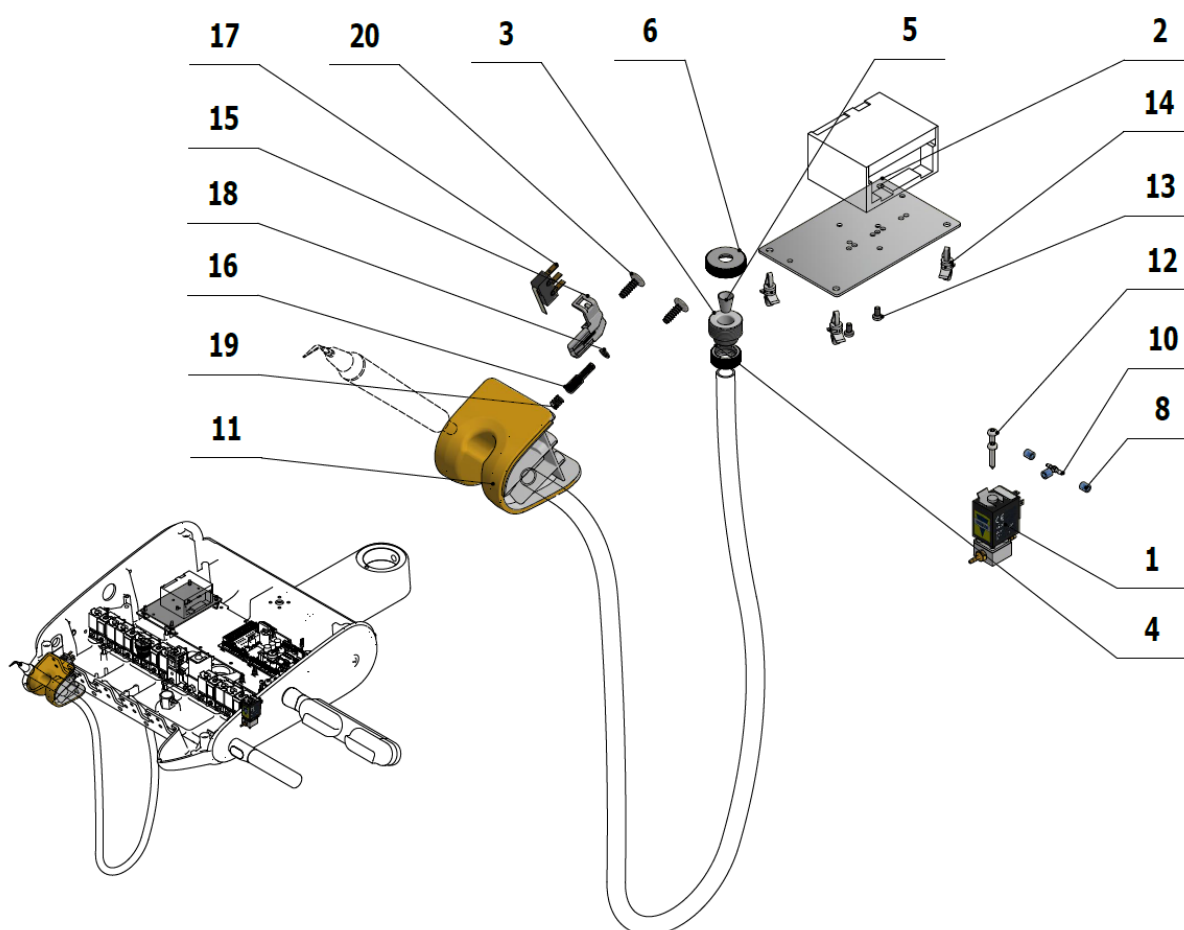
Item no.	Product name	SP
A653-999-008-0_K-001	KIT EMS FS-433 WITHOUT LIGHT	X

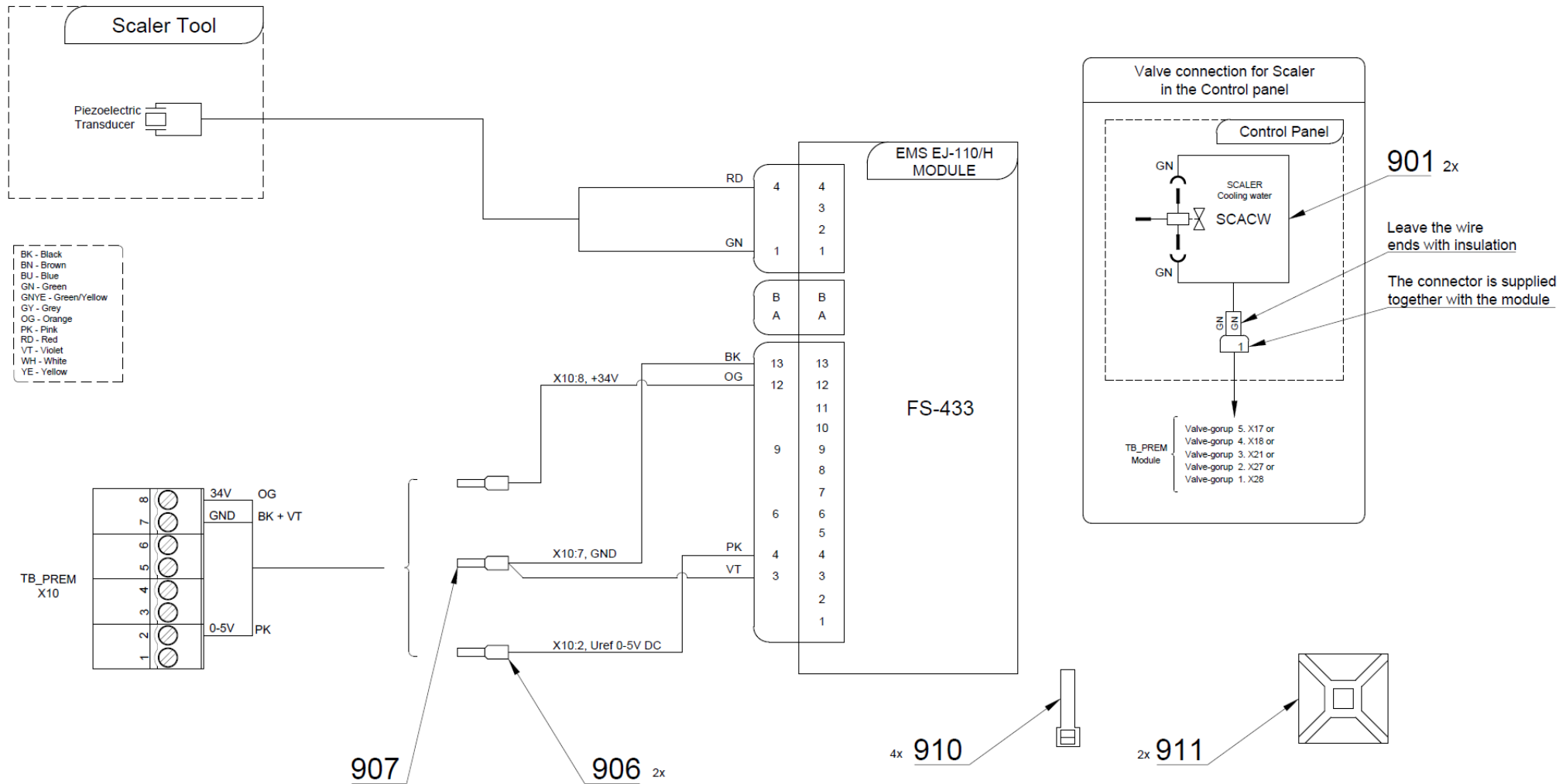
Pos.	Item no.	Product name	QTY	Unit	SP
001	A653-201-001-0	ACC. UOZK EMS FS-433	1.00	PC.	
002	ME283367.121	UOZK EMS FS-433	1.00	PC.	

5/21/2021

11.1.2 - ACC. UOZK EMS FS-433 – A653-801-001-0

Item no.	Product name	SP
A653-801-001-0_K-001	ACC. UOZK EMS FS-433	X



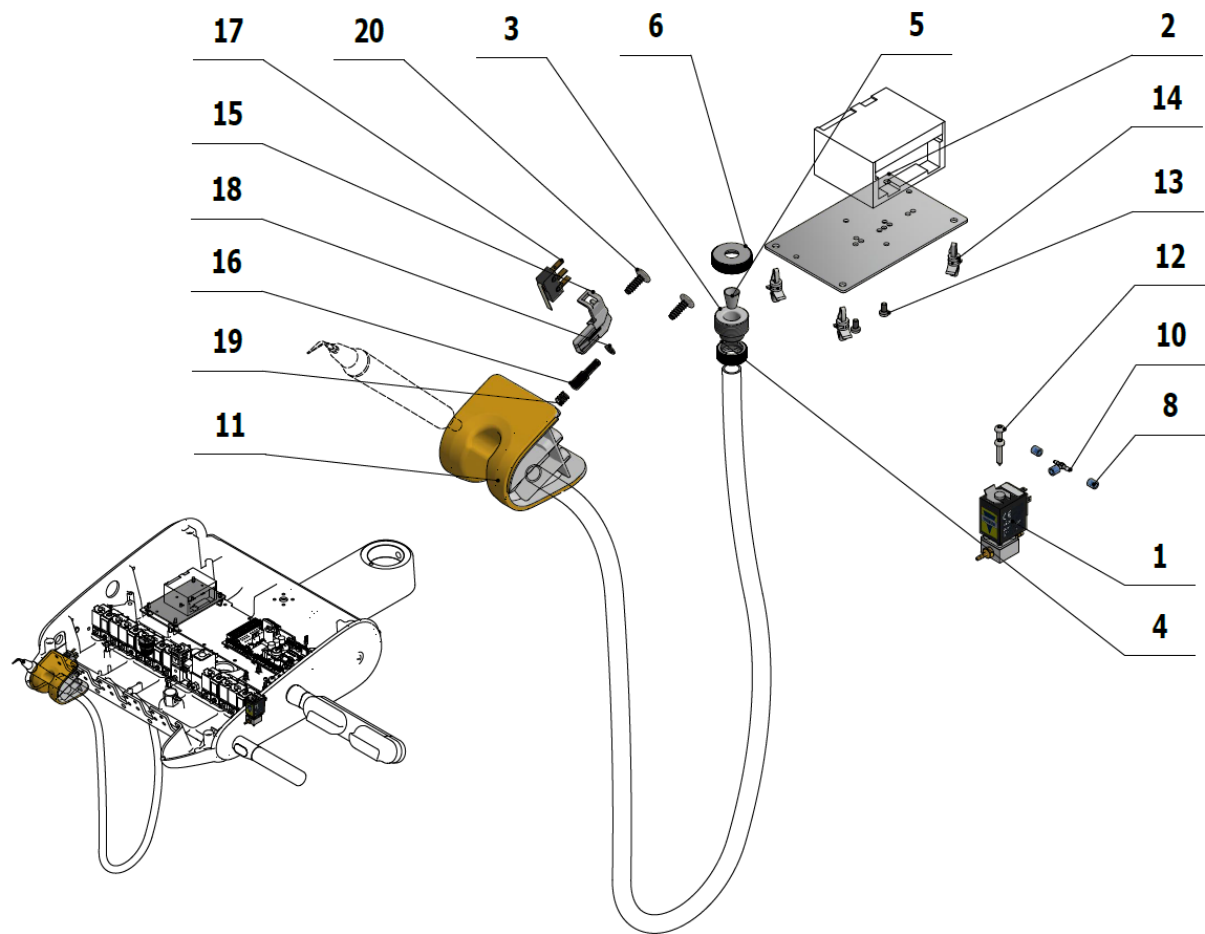


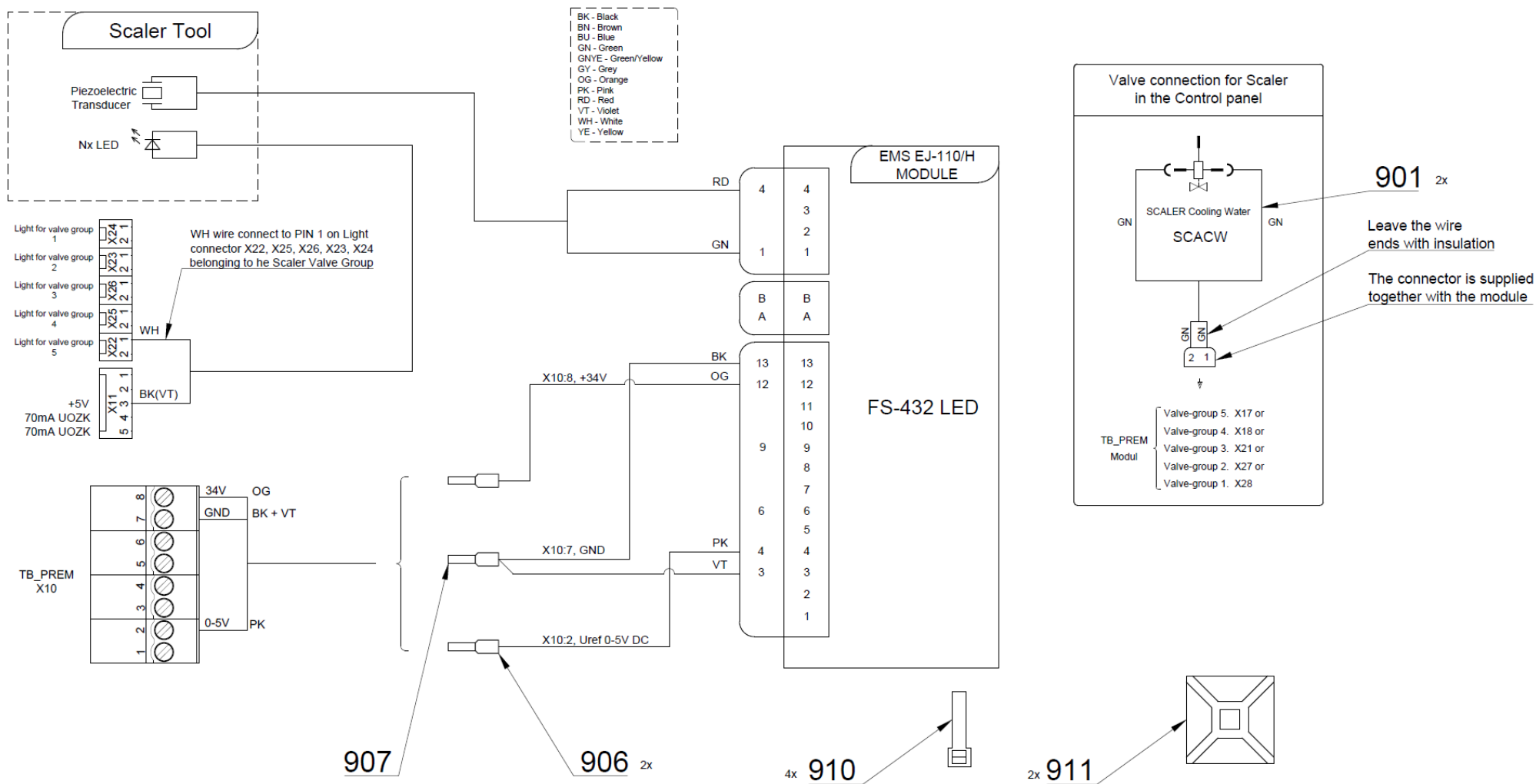
Pos.	Item no.	Product name	QTY	Unit	SP
001	A653-150-020-0	SOLENOID VALVE SIRAI COMPLETE	1.00	PC.	X
002	V647.47-00-01	BASE UNDER SCALER	1.00	PC.	X
003	V600.3-00-19	SCREW 2	1.00	PC.	X
004	V600.3-00-20	NUT 2	1.00	PC.	X
005	V600.3-00-22	INSERT 2	1.00	PC.	X
006	V600.3-00-23.1	NUT 1	1.00	PC.	X
007	V400.01-01-40	LABEL TEXT		PC.	
008	V608.45-00-08	LOCK RING 1	3.00	PC.	X
010	ME336401.015	ADAPTER T210-1	1.00	PC.	X
011	ME321822.183	ADAPTER-9-UOZK	1.00	PC.	X
012	ME309332.034	SCREW ST 2,9X16-C	2.00	PC.	X
013	ME309255.051	SCREW M 3X6	2.00	PC.	
014	ME371418.027	SPACER POST.h=6,4mm SNAP-TYPE	4.00	PC.	X
015	ME321822.184	SENSOR BRACKET	1.00	PC.	X
016	V653-700-058-0	CAM 9	1.00	PC.	X
017	ME374415.036	MICROSWITCH OMRON SS-5GL111-FT	1.00	PC.	X
018	ME311000.001	LOCK RING P 3,2 ZN	1.00	PC.	
019	ME315000.038	TOOL HOLDER SPRING	1.00	PC.	X
020	ME307001.024	SCREW STP31 4.5x14 - H2	2.00	PC.	X
030	ME283367.121	UOZK EMS FS-433		PC.	
021	ME283367.024	HOSE PUR 1,5/2,7 GREEN	0.20	M	
901	ME374100.037	WIRE YV - GN	2.00	PC.	X
906	ME375000.010	INSULATED CRIMP FITTING-NITI 0,25x8 BU	2.00	PC.	
907	ME375000.003	INSULATED CRIMO FITTING-NITI 0,5X8WH	1.00	PC.	
910	ME397900.012	CABLE TIE F 0301 CV-094	4.00	PC.	
911	ME345711.034	CLAMP F0505 HC 101	2.00	PC.	

10/13/2020

11.1.3 - ACC. UOZK EMS FS-432 LED – A653-800-001-0

Item no.	Product name	SP
A653-800-001-0_K-001	ACC. UOZK EMS FS-432 LED	X



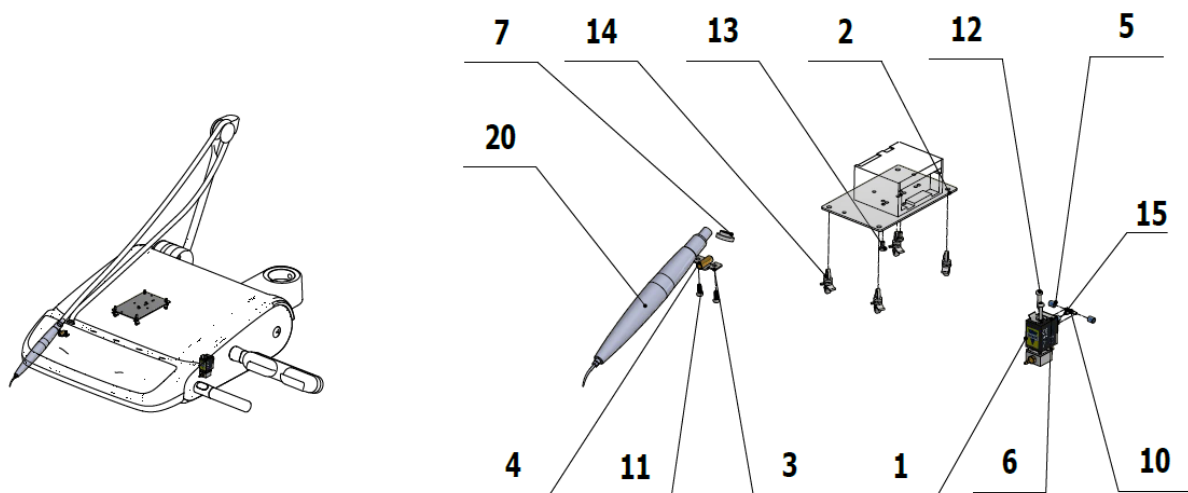


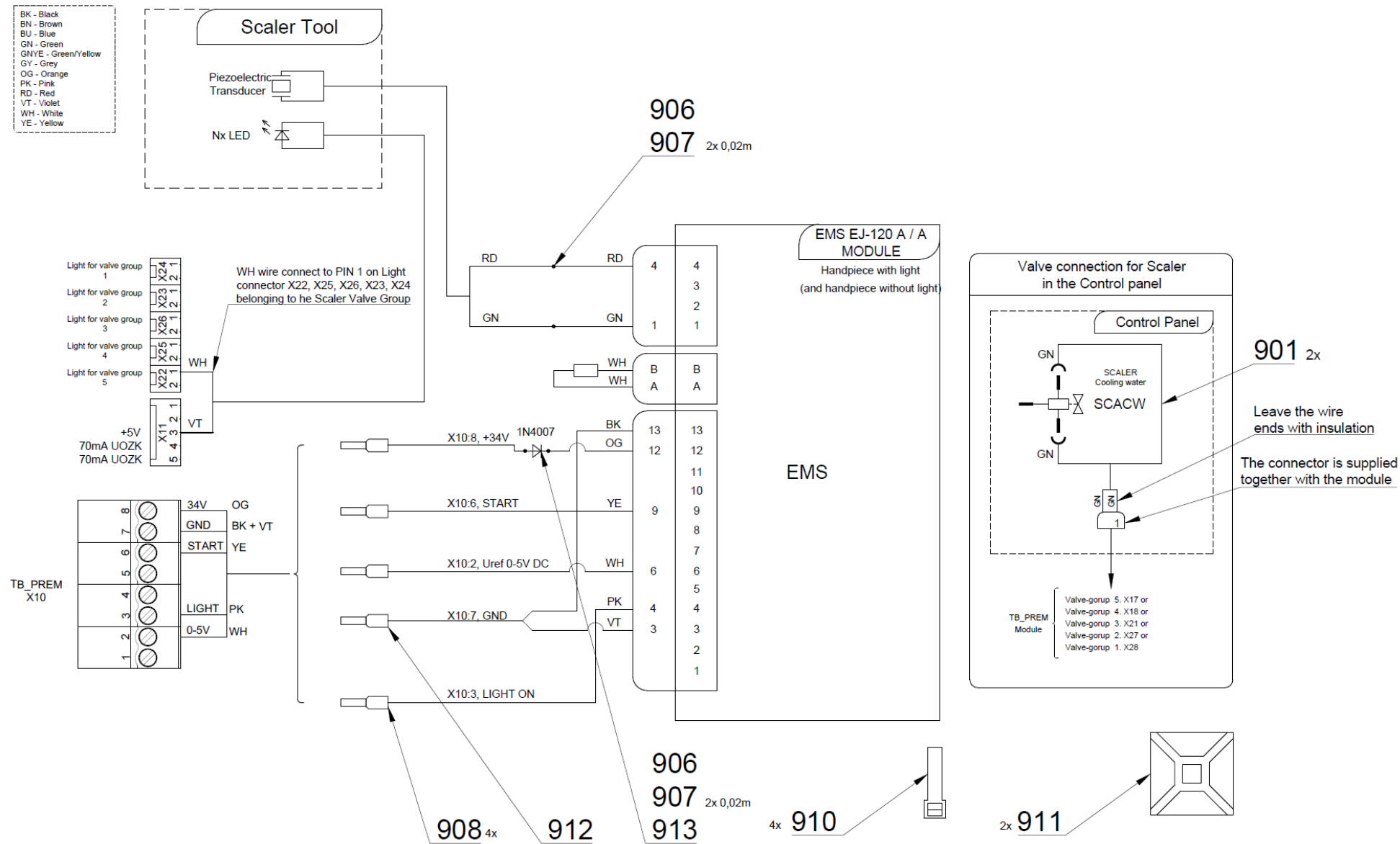
Pos.	Item no.	Product name	QTY	Unit	SP
001	A653-150-020-0	SOLENOID VALVE SIRAI COMPLETE	1.00	PC.	X
002	V647.47-00-01	BASE UNDER SCALER	1.00	PC.	X
003	V600.3-00-19	SCREW 2	1.00	PC.	X
004	V600.3-00-20	NUT 2	1.00	PC.	X
005	V600.3-00-22	INSERT 2	1.00	PC.	X
006	V600.3-00-23.1	NUT 1	1.00	PC.	X
007	V400.01-01-40	LABEL TEXT		PC.	
008	V608.45-00-08	LOCK RING 1	3.00	PC.	X
010	ME336401.015	ADAPTER T210-1	1.00	PC.	X
011	ME321822.182	ADAPTER-8-TURBINE	1.00	PC.	X
012	ME309332.034	SCREW ST 2,9X16-C	2.00	PC.	X
013	ME309255.051	SCREW M 3X6	2.00	PC.	
014	ME371418.027	SPACER POST.h=6,4mm SNAP-TYOE	4.00	PC.	X
015	ME321822.184	SENSOR BRACKET	1.00	PC.	X
016	V653-700-057-0	CAM 8	1.00	PC.	X
017	ME374415.036	MICROSWITCH OMRON SS-5GL111-FT	1.00	PC.	X
018	ME311000.001	LOCK RING P 3,2 ZN	1.00	PC.	
019	ME315000.038	TOOL HOLDER SPRING	1.00	PC.	X
020	ME307001.024	SCREW STP31 4.5x14 - H2	2.00	PC.	X
030	ME283367.120	UOZK EMS FS-432 LED		PC.	
021	ME283367.024	HOSE PUR 1,5/2,7 GREEN	0.20	M	
901	ME374100.037	WIRE YV - GN	2.00	PC.	X
906	ME375000.010	INSULATED CRIMP FITTING-NITI 0,25x8 BU	2.00	PC.	
907	ME375000.003	INSULATED CRIMP FITTING-NITI 0,5X8WH	1.00	PC.	
910	ME397900.012	CABLE TIE F 0301 CV-094	4.00	PC.	
911	ME345711.034	CLAMP F0505 HC 101	2.00	PC.	

10/13/2020

11.1.4 - ACC. UOZK EMS LIGHT FS-367 – A653-802-001-0

Item no.	Product name	SP
A653-802-001-0_K-001	ACC. UOZK EMS LIGHT FS-367	X





Pos.	Item no.	Product name	QTY	Unit	SP
001	A653-150-020-0	SOLENOID VALVE SIRAI COMPLETE	1.00	PC.	X
021	ME283367.024	HOSE PUR 1,5/2,7 GREEN	0.30	M	
002	V647.47-00-01	BASE UNDER SCALER	1.00	PC.	X
003	V600.3-00-19	SCREW 2	1.00	PC.	X
004	V600.3-00-20	NUT 2	1.00	PC.	X
005	V600.3-00-22	INSERT 2	1.00	PC.	X
006	V600.3-00-23.1	NUT 1	1.00	PC.	X
007	V400.01-01-40	LABEL TEXT		PC.	
008	V608.45-00-08	LOCK RING 1	3.00	PC.	X
010	ME336401.015	ADAPTER T210-1	1.00	PC.	X
011	ME321822.183	ADAPTER-9-UOZK	1.00	PC.	X
012	ME309332.034	SCREW ST 2,9X16-C	2.00	PC.	X
013	ME309255.051	SCREW M 3X6	2.00	PC.	
014	ME371418.027	SPACER POST.h=6,4mm SNAP-TYPE	4.00	PC.	X
015	ME321822.184	HOLDER	1.00	PC.	X
016	V653-700-058-0	CAM 9	1.00	PC.	
017	ME374415.036	MICROSWITCH OMRON SS-5GL111-FT	1.00	PC.	
018	ME311000.001	LOCK RING P 3,2 ZN	1.00	PC.	
019	ME315000.038	TOOL HOLDER SPRING	1.00	PC.	
020	ME307001.024	SCREW STP31 4.5x14 - H2	2.00	PC.	
030	ME283367.098	UOZK EMS FS-367 LED		PC.	
901	ME374100.037	WIRE YV - GN	2.00	PC.	
907	ME243422.010	SHRING-FIT INSUL.SLEEVE P2.1 BLACK	0.10	M	
910	ME397900.012	CABLE TIE F 0301 CV-094	4.00	PC.	
911	ME345711.034	CLAMP F0505 HC 101	2.00	PC.	
908	ME375000.010	INSULATED CRIMP FITTING-NITI 0,25x8 BU	4.00	PC.	
912	ME375000.003	INSULATED CRIMP FITTING-NITI 0,5X8WH	1.00	PC.	
913	ME372000.020	DIODE 1N 4007 1A/1000V	1.00	PC.	

PZ_21_133_OS_10/26/2021

11.2 - UOZK SATELEC

11.2.1 - KIT SATELEC SP XINETIC WITHOUT LIGHT – A653-999-009-0

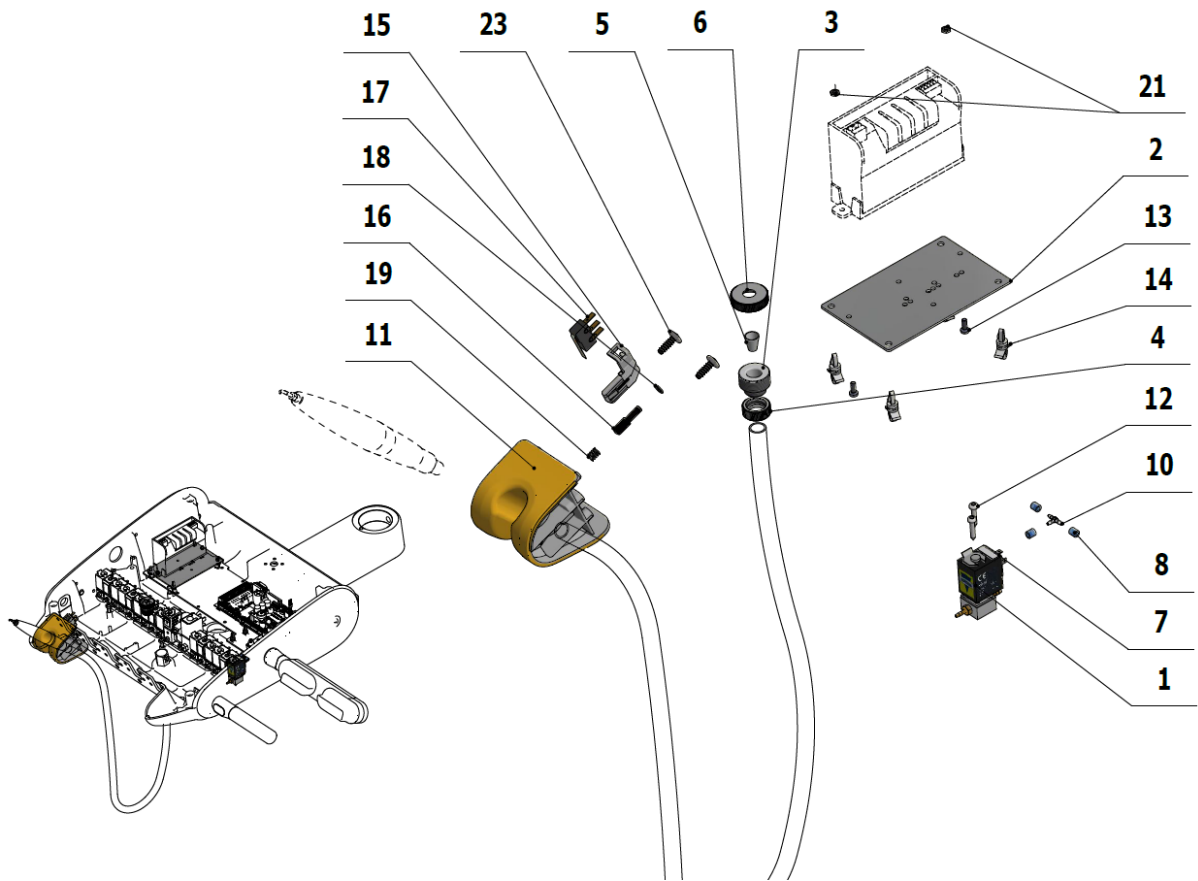
Item no.	Product name	SP
A653-999-009-0_K-001	KIT SATELEC SP XINETIC WITHOUT LIGHT	X

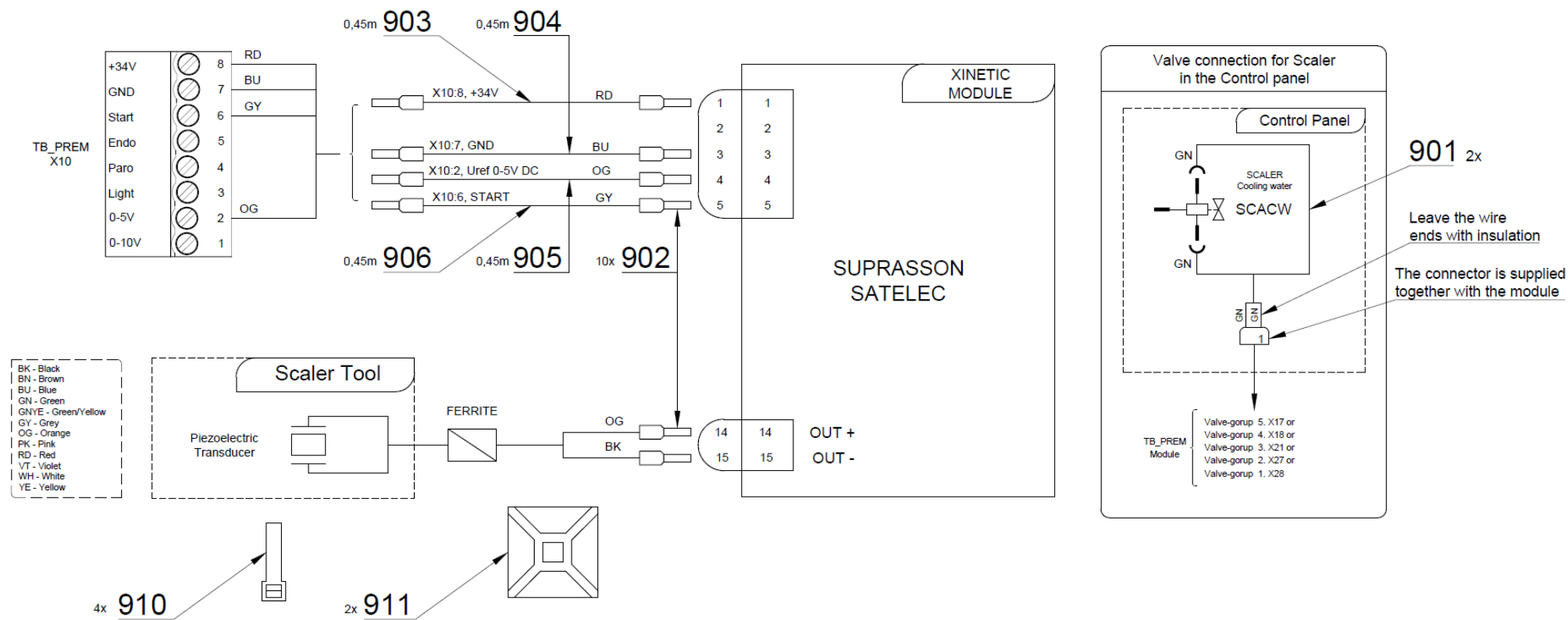
Pos.	Item no.	Product name	QTY	Unit	SP
001	A653-210-001-0	ACC. UOZK SATELEC ACTEON XINETIC	1.00	PC.	
002	ME283367.118	UOZK SATELEC ACTEON XINETIC	1.00	PC.	

5/20/2021

11.2.2 - ACC. UOZK SATELEC ACTEON XINETIC – A653-810-001-0

Item no.	Product name	SP
A653-810-001-0_K-001	ACC. UOZK SATELEC ACTEON XINETIC	X



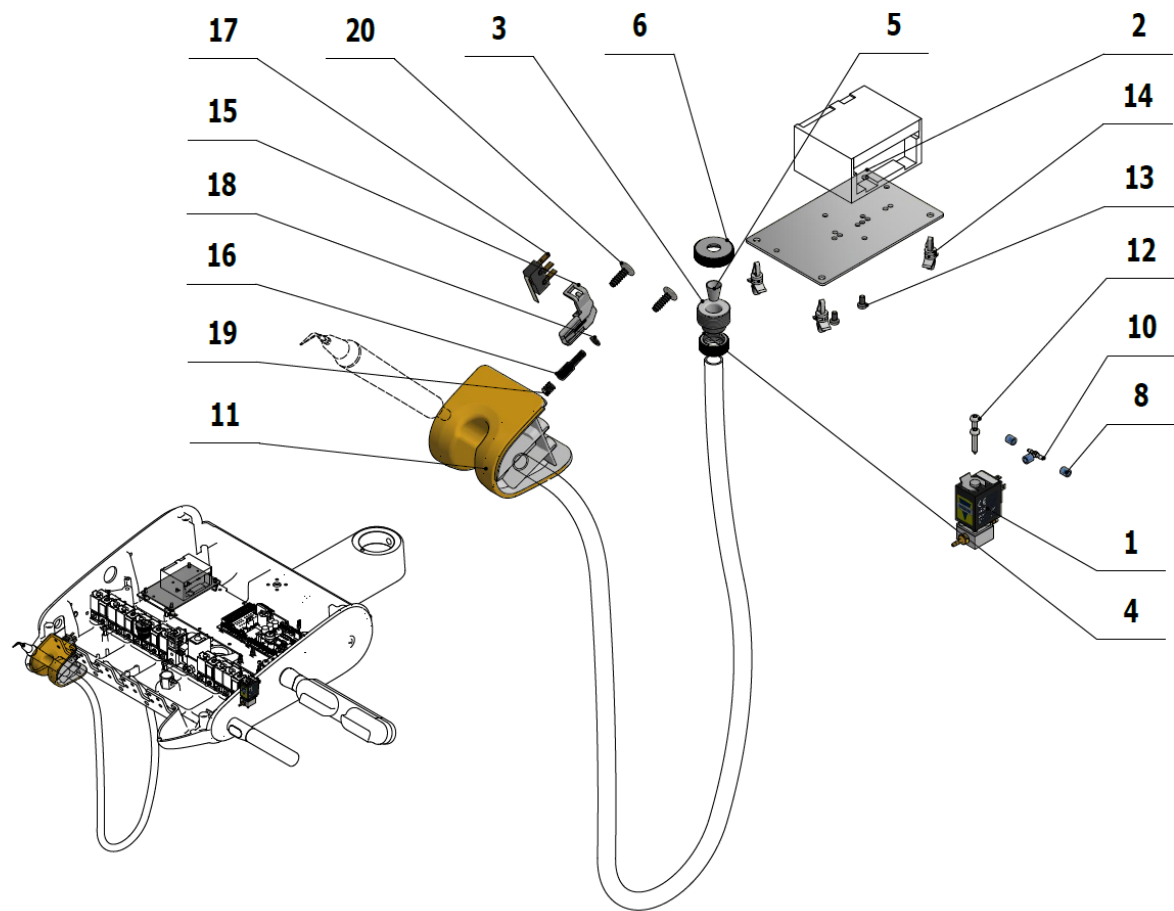


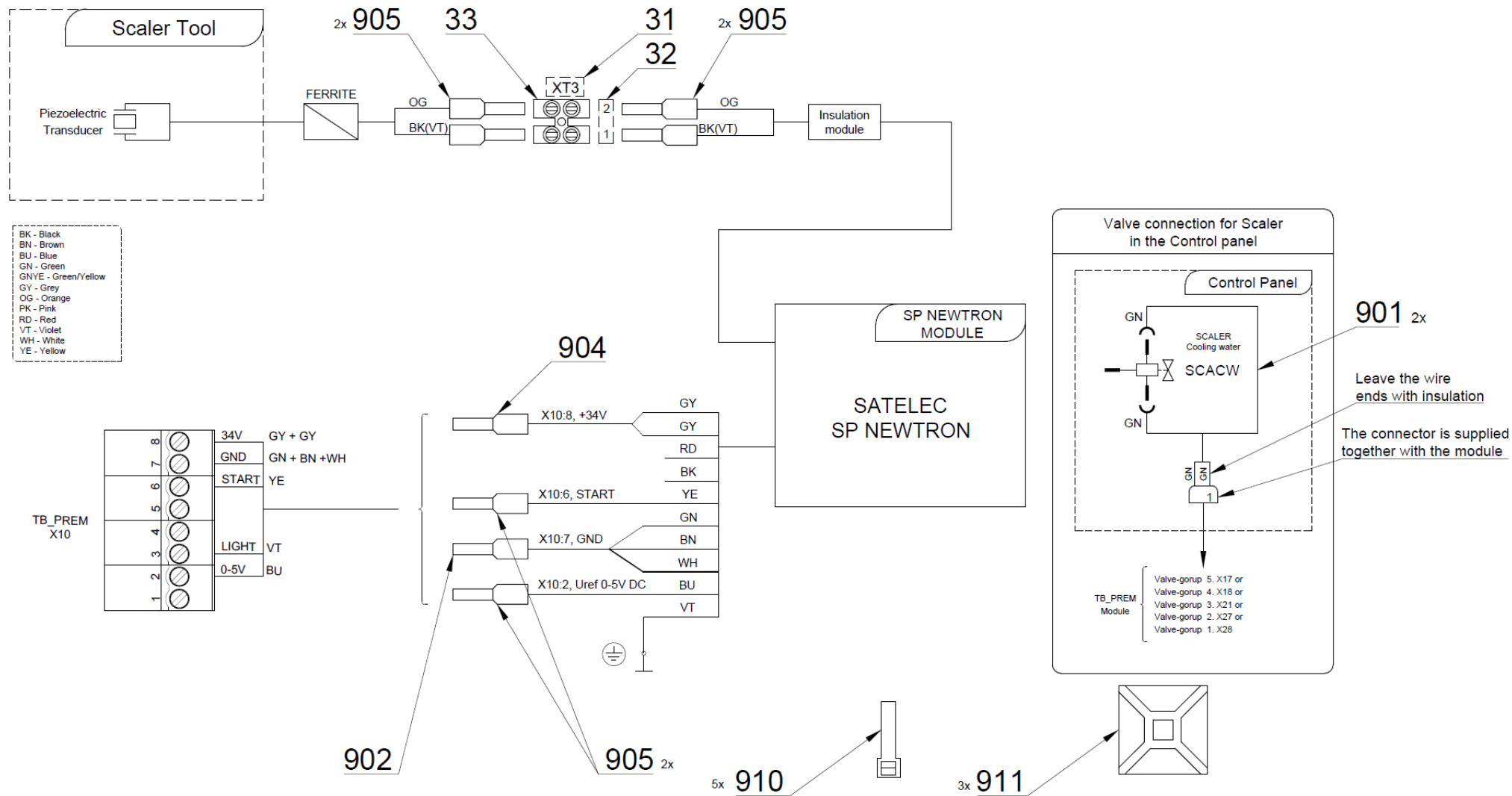
Pos.	Item no.	Product name	QTY	Unit	SP
001	A653-150-020-0	SOLENOID VALVE, SIRAI COMPLETE	1.00	PC.	X
002	V647.47-00-01	BASE UNDER SCALER	1.00	PC.	X
003	V600.3-00-19	SCREW 2	1.00	PC.	X
004	V600.3-00-20	NUT 2	1.00	PC.	X
005	V600.3-00-22	INSERT 2	1.00	PC.	X
006	V600.3-00-23.1	NUT 1	1.00	PC.	X
007	V400.01-01-40	LABEL TEXT		PC.	
008	V608.45-00-08	LOCK RING 1	3.00	PC.	X
010	ME336401.015	ADAPTER T210-1	1.00	PC.	X
011	ME321822.179	ADAPTER-5	1.00	PC.	X
012	ME309332.034	SCREW ST 2,9X16-C	2.00	PC.	X
013	ME309255.036	SCREW M 3X8	2.00	PC.	
014	ME371418.027	SPACER POST.h=6,4mm SNAP-TYPE	4.00	PC.	X
015	ME321822.184	SENSOR BRACKET	1.00	PC.	X
016	V653-700-057-0	CAM 8	1.00	PC.	X
017	ME374415.036	MICROSWITCH OMRON SS-5GL111-FT	1.00	PC.	X
018	ME311000.001	LOCK RING P 3,2 ZN	1.00	PC.	
019	ME315000.038	TOOL HOLDER SPRING	1.00	PC.	X
023	ME307001.024	SCREW STP31 4.5x14 - H2	2.00	PC.	X
021	ME311210.019	NUT M 3	2.00	PC.	
022	ME283367.024	HOSE PUR 1,5/2,7 GREEN	0.20	M	
030	ME283367.118	UOZK SATELEC ACTEON XINETIC		PC.	
901	ME374100.037	WIRE YV - GN	2.00	PC.	
902	ME375000.010	INSULATED CRIMP FITTING-NITI 0,25x8 BU	10.00	PC.	
903	ME341419.006	WIRE LiY 0,25 RD - 4126104S	0.45	M	X
904	ME341419.002	WIRE LiY 0,25 BU - 4126002S	0.45	M	X
905	ME341419.016	WIRE LiY 0,25 OG	0.45	M	X
906	ME341419.008	WIRE LiY 0,25 GY - 4126106S	0.45	M	X
910	ME397900.012	CABLE TIE F 0301 CV-094	4.00	PC.	
911	ME345711.034	CLAMP F0505 HC 101	2.00	PC.	

10/13/2020

11.2.3 - ACC. UOZK SATELEC NEWTRON – A653-811-001-0

Item no.	Product name	SP
A653-811-001-0_K-001	ACC. UOZK SATELEC NEWTRON	X



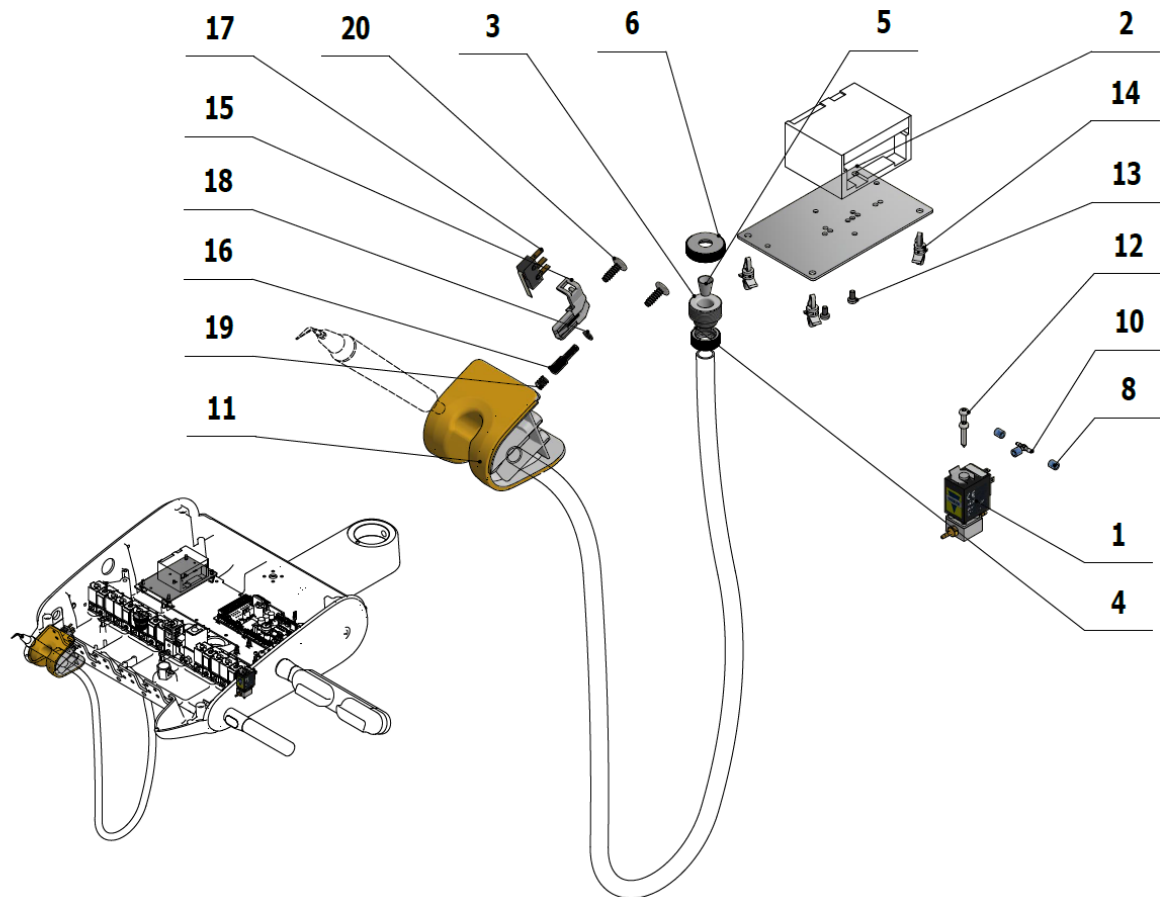


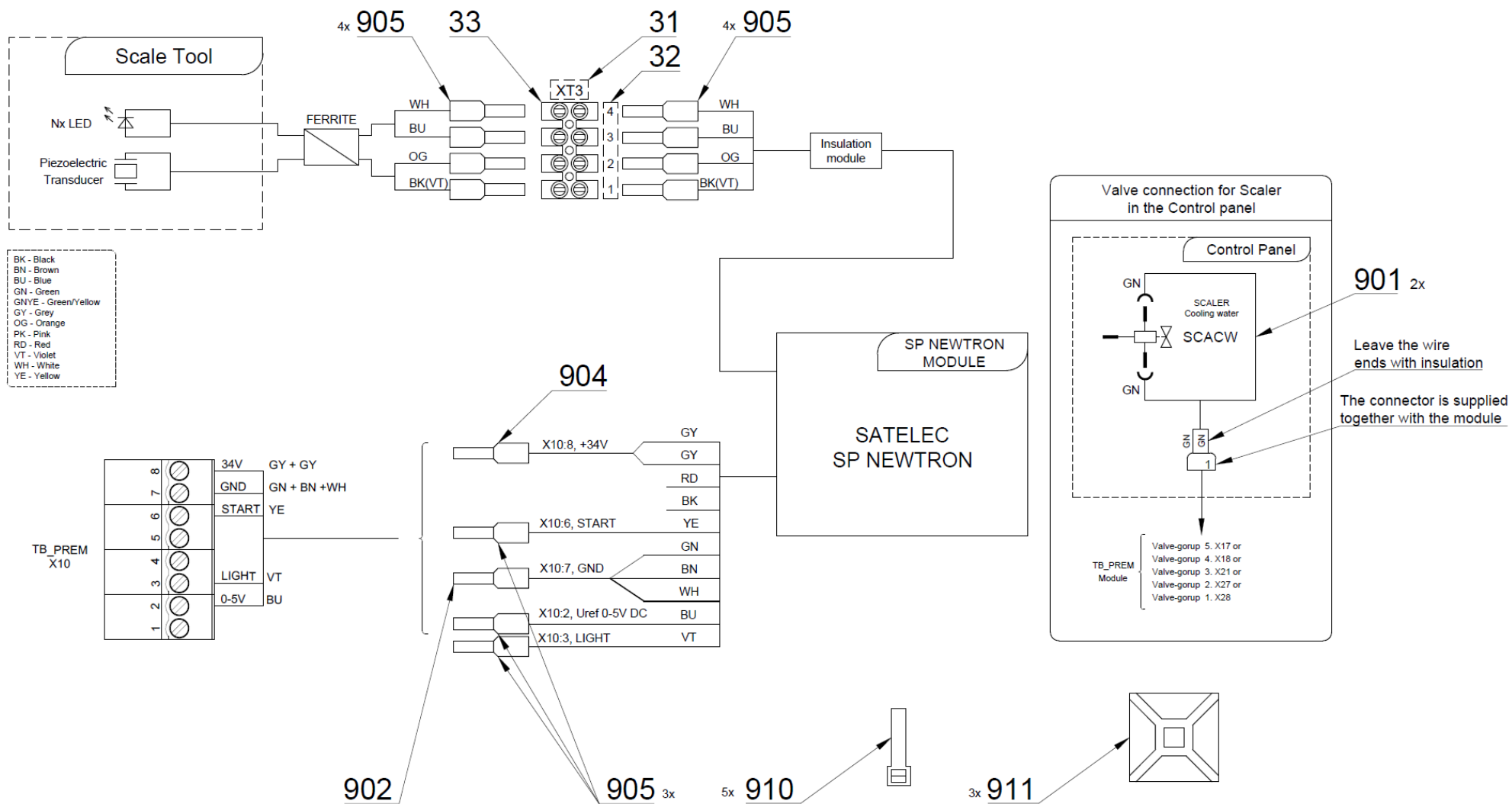
Pos.	Item no.	Product name	QTY	Unit	SP
001	A653-150-020-0	SOLENOID VALVE SIRAI COMPLETE	1.00	PC.	X
002	V647.47-00-01	BASE UNDER SCALER	1.00	PC.	X
003	V600.3-00-19	SCREW 2	1.00	PC.	X
004	V600.3-00-20	NUT 2	1.00	PC.	X
005	V618.47-00-03	INSERT 2	1.00	PC.	X
006	V600.3-00-23.1	NUT 1	1.00	PC.	X
007	V400.01-01-40	LABEL TEXT		PC.	
008	V608.45-00-08	LOCK RING 1	3.00	PC.	
010	ME336401.015	ADAPTER T210-1	1.00	PC.	X
011	ME321822.179	ADAPTER-5	1.00	PC.	X
012	ME309332.034	SCREW ST 2,9X16-C	2.00	PC.	X
013	ME309255.051	SCREW M 3X6	2.00	PC.	X
014	ME371418.027	SPACER POST.h=6,4mm SNAP-TYPE	4.00	PC.	X
015	ME321822.184	SENSOR BRACKET	1.00	PC.	X
016	V653-700-057-0	CAM 8	1.00	PC.	X
017	ME374415.036	MICROSWITCH OMRON SS-5GL111-FT	1.00	PC.	X
018	ME311000.001	LOCK RING P 3,2 ZN	1.00	PC.	
019	ME315000.038	TOOL HOLDER SPRING	1.00	PC.	X
020	ME307001.024	SCREW STP31 4.5x14 - H2	2.00	PC.	X
021	ME283367.024	HOSE PUR 1,5/2,7 GREEN	0.20	M	
030	ME283367.066	UOZK SATELEC NEWTRON		PC.	
031	V400.01-00-49	LABEL XT3		PC.	
032	ME735000.169	LABEL 4-602.2-90-23	1.00	PC.	
033	ME345621.012	TERMINAL STRIP M 093CS	1.00	PC.	
901	ME374100.037	WIRE YV - GN	2.00	PC.	X
902	ME375000.002	INSULATED CRIMP FITTING-NITI 0,75X8GY	1.00	PC.	
904	ME375000.003	INSULATED CRIMP FITTING-NITI 0,5X8WH	1.00	PC.	
905	ME375000.010	INSULATED CRIMP FITTING-NITI 0,25x8 BU	6.00	PC.	
910	ME397900.012	CABLE TIE F 0301 CV-094	5.00	PC.	
911	ME345711.034	CLAMP F0505 HC 101	3.00	PC.	

10/13/2020

11.2.4 - ACC. UOZK SATELEC NEWTRON LED – A653-812-001-0

Item no.	Product name	SP
A653-812-001-0_K-001	ACC. UOZK SATELEC NEWTRON LED	X





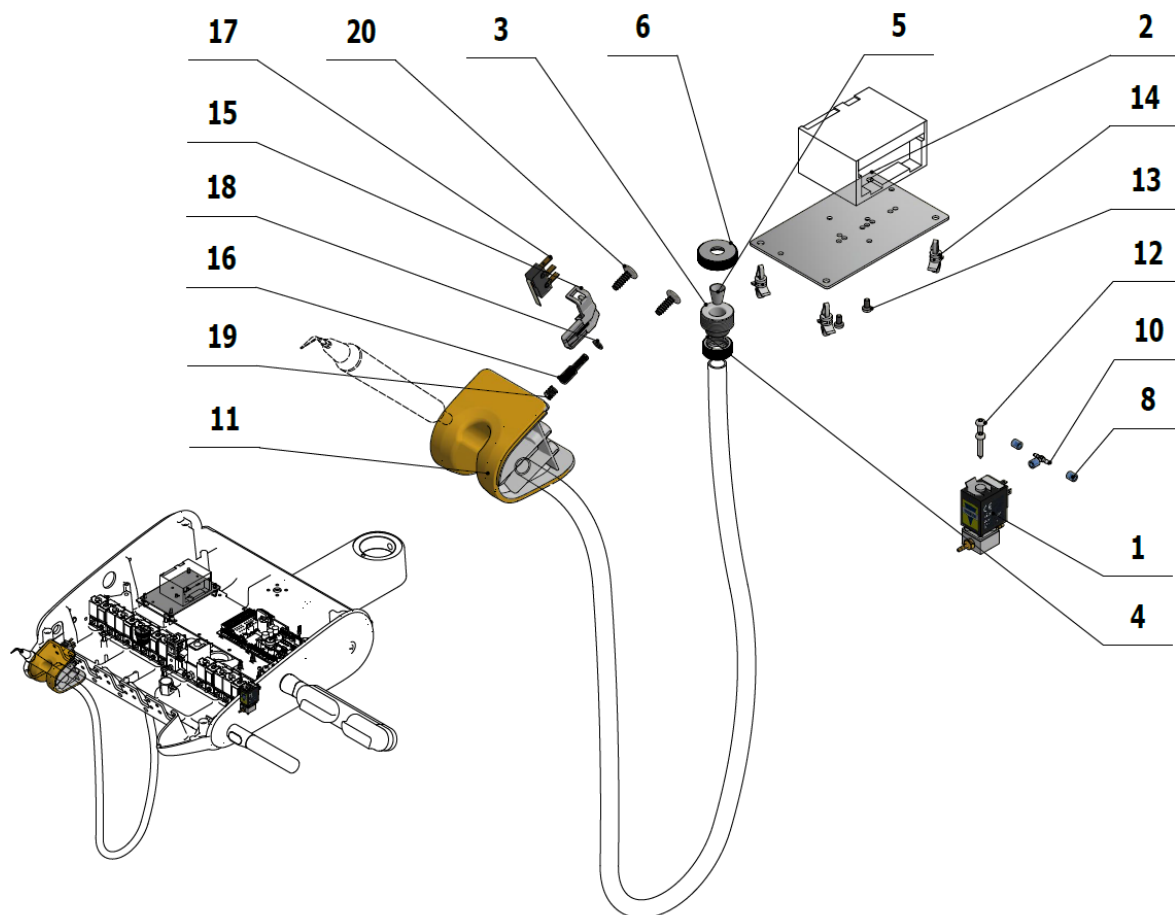
Pos.	Item no.	Product name	QTY	Unit	SP
001	A653-150-020-0	SOLENOID VALVE SIRAI COMPLETE	1.00	PC.	X
002	V647.47-00-01	BASE UNDER SCALER	1.00	PC.	X
003	V600.3-00-19	SCREW 2	1.00	PC.	X
004	V600.3-00-20	NUT 2	1.00	PC.	X
005	V600.3-00-22	INSERT 2	1.00	PC.	X
006	V600.3-00-23.1	NUT 1	1.00	PC.	X
007	V400.01-01-40	LABEL TEXT		PC.	
008	V608.45-00-08	LOCK RING 1	3.00	PC.	
010	ME336401.015	ADAPTER T210-1	1.00	PC.	X
011	ME321822.179	ADAPTER-5	1.00	PC.	X
012	ME309332.034	SCREW ST 2,9X16-C	2.00	PC.	X
013	ME309255.051	SCREW M 3X6	2.00	PC.	
014	ME371418.027	SPACER POST.h=6,4mm SNAP-TYPE	4.00	PC.	X
015	ME321822.184	SENSOR BRACKET	1.00	PC.	X
016	V653-700-057-0	CAM 8	1.00	PC.	X
017	ME374415.036	MICROSWITCH OMRON SS-5GL111-FT	1.00	PC.	X
018	ME311000.001	LOCK RING P 3,2 ZN	1.00	PC.	
019	ME315000.038	TOOL HOLDER SPRING	1.00	PC.	X
020	ME307001.024	SCREW STP31 4.5x14 - H2	2.00	PC.	X
030	ME283367.100	UOZK SATELEC SP NEWTRON LED		PC.	
021	ME283367.024	HOSE PUR 1,5/2,7 GREEN	0.20	M	
901	ME374100.037	WIRE YV – GN	2.00	PC.	
905	ME375000.010	INSULATED CRIMP FITTING-NITI 0,25x8 BU	11.00	PC.	
904	ME375000.003	INSULATED CRIMP FITTING-NITI 0,5X8WH	1.00	PC.	
902	ME375000.002	INSULATED CRIMP FITTING-NITI 0,75X8GY	1.00	PC.	
910	ME397900.012	CABLE TIE F 0301 CV-094	5.00	PC.	
911	ME345711.034	CLAMP F0505 HC 101	3.00	PC.	
031	V400.01-00-49	LABEL XT3		PC.	
032	ME548232.303	LABEL 4-602.8-00-57	1.00	PC.	
033	ME345621.012	TERMINAL STRIP M 093CS	1.00	PC.	

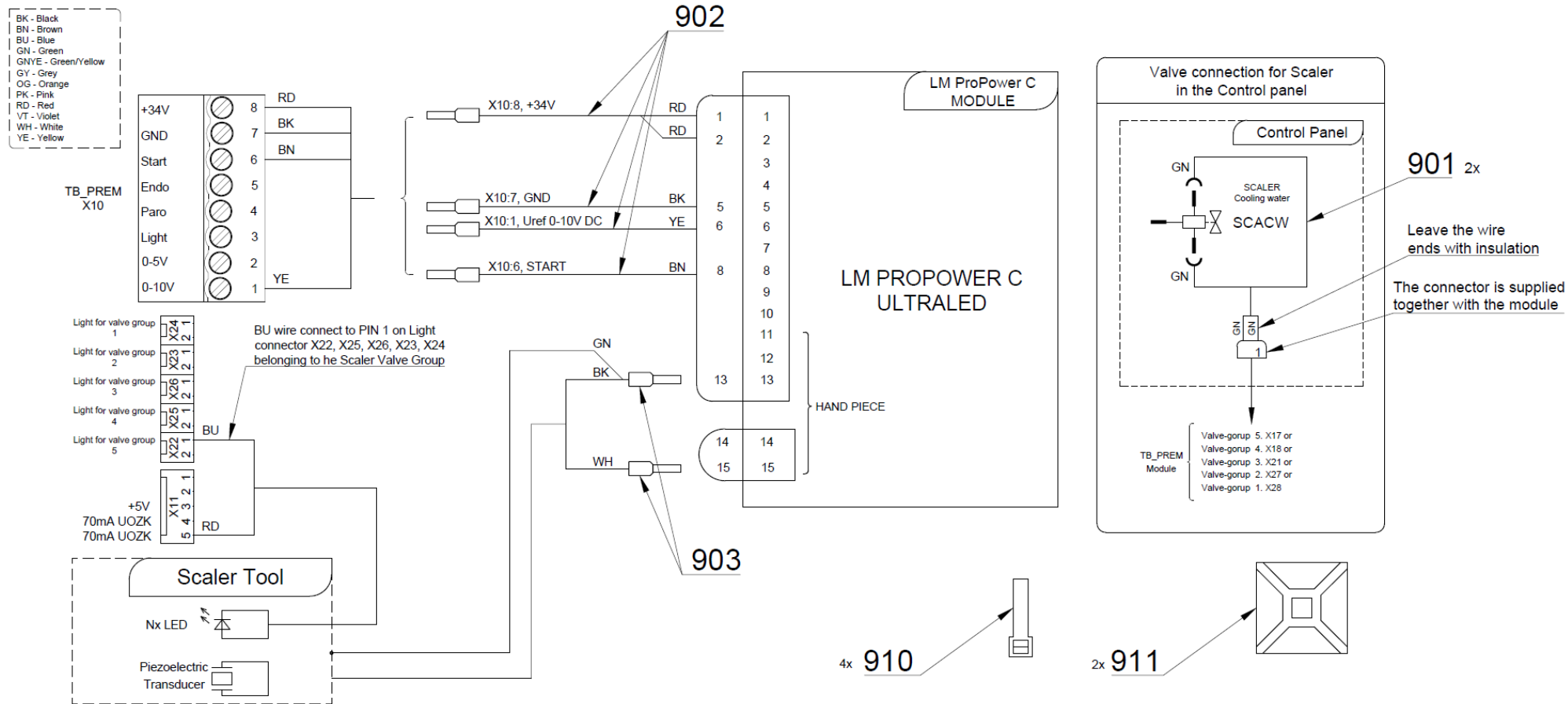
10/13/2020

11.3 - UOZK LM

11.3.1 - ACC. UOZK LM PROPOWER C ULTRALED – A653-820-001-0

Item no.	Product name	SP
A653-820-001-0_K-001	ACC. UOZK LM PROPOWER C ULTRALED	X



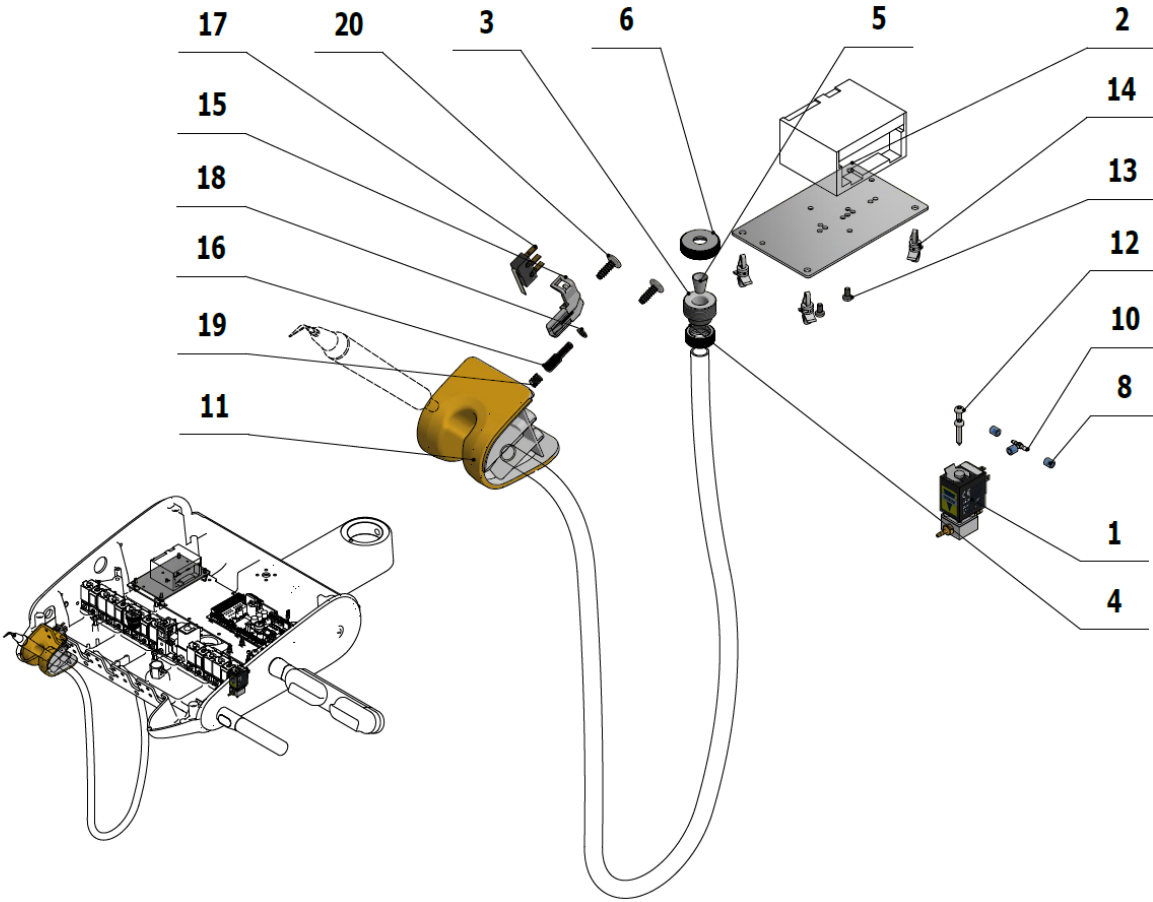


Pos.	Item no.	Product name	QTY	Unit	SP
001	A653-150-020-0	SOLENOID VALVE, SIRAI COMPLETE	1.00	PC.	X
002	V647.47-00-01	BASE UNDER SCALER	1.00	PC.	X
003	V600.3-00-19	SCREW 2	1.00	PC.	X
004	V600.3-00-20	NUT 2	1.00	PC.	X
005	V600.3-00-22	INSERT 2	1.00	PC.	X
006	V600.3-00-23.1	NUT 1	1.00	PC.	X
007	V400.01-01-40	LABEL TEXT		PC.	
008	V608.45-00-08	LOCK RING 1	3.00	PC.	X
010	ME336401.015	ADAPTER T210-1	1.00	PC.	X
011	ME321822.179	ADAPTER-5	1.00	PC.	X
012	ME309332.034	SCREW ST 2,9X16-C	2.00	PC.	X
013	ME309255.051	SCREW M 3X6	2.00	PC.	
014	ME371418.027	SPACER POST.h=6,4mm SNAP-TYPE	4.00	PC.	X
015	ME321822.184	SENSOR BRACKET	1.00	PC.	X
016	V653-700-057-0	CAM 8	1.00	PC.	X
017	ME374415.036	MICROSWITCH OMRON SS-5GL111-FT	1.00	PC.	X
018	ME311000.001	LOCK RING P 3,2 ZN	1.00	PC.	
019	ME315000.038	TOOL HOLDER SPRING	1.00	PC.	X
020	ME307001.024	SCREW STP31 4.5x14 - H2	2.00	PC.	X
021	ME283367.024	HOSE PUR 1,5/2,7 GREEN	0.20	M	
030	ME283367.101	UOZK LM-PROPOWER C b-in ULTRALED		PC.	
901	ME374100.037	WIRE YV - GN	2.00	PC.	X
902	A653-220-901-0	WIRES LM - ASSEMBLY	1.00	PC.	X
903	ME375000.010	INSULATED CRIMP FITTING-NITI 0,25x8 BU	2.00	PC.	
910	ME397900.012	CABLE TIE F 0301 CV-094	4.00	PC.	
911	ME345711.034	CLAMP F0505 HC 101	2.00	PC.	

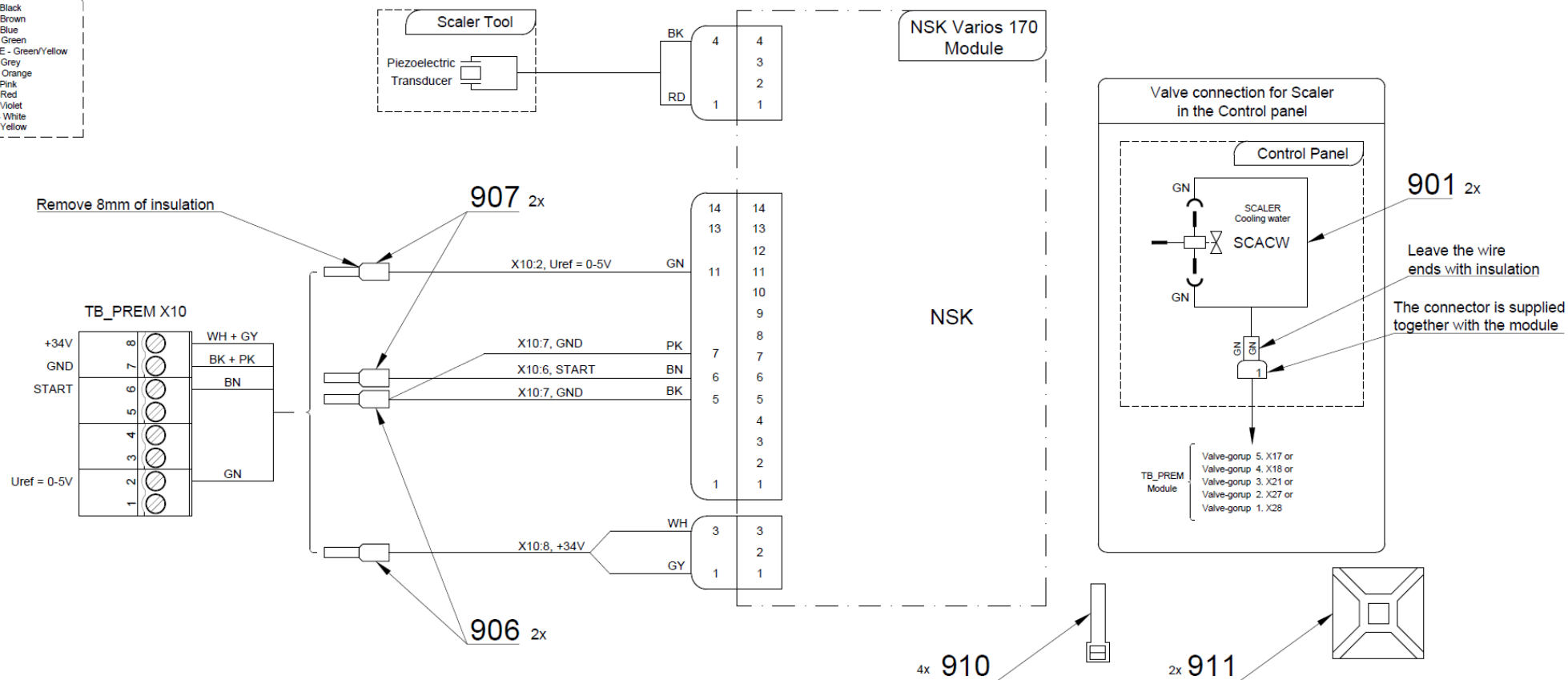
10/13/2020

11.4- UOZK NSK
 11.4.1 - ACC. UOZK NSK – A653-830-001-0

Item no.	Product name	SP
A653-830-001-0_ K-001	ACC. UOZK NSK	X



BK - Black
 BN - Brown
 BU - Blue
 GN - Green
 GNYE - Green/Yellow
 GY - Grey
 OG - Orange
 PK - Pink
 RD - Red
 VT - Violet
 WH - White
 YE - Yellow

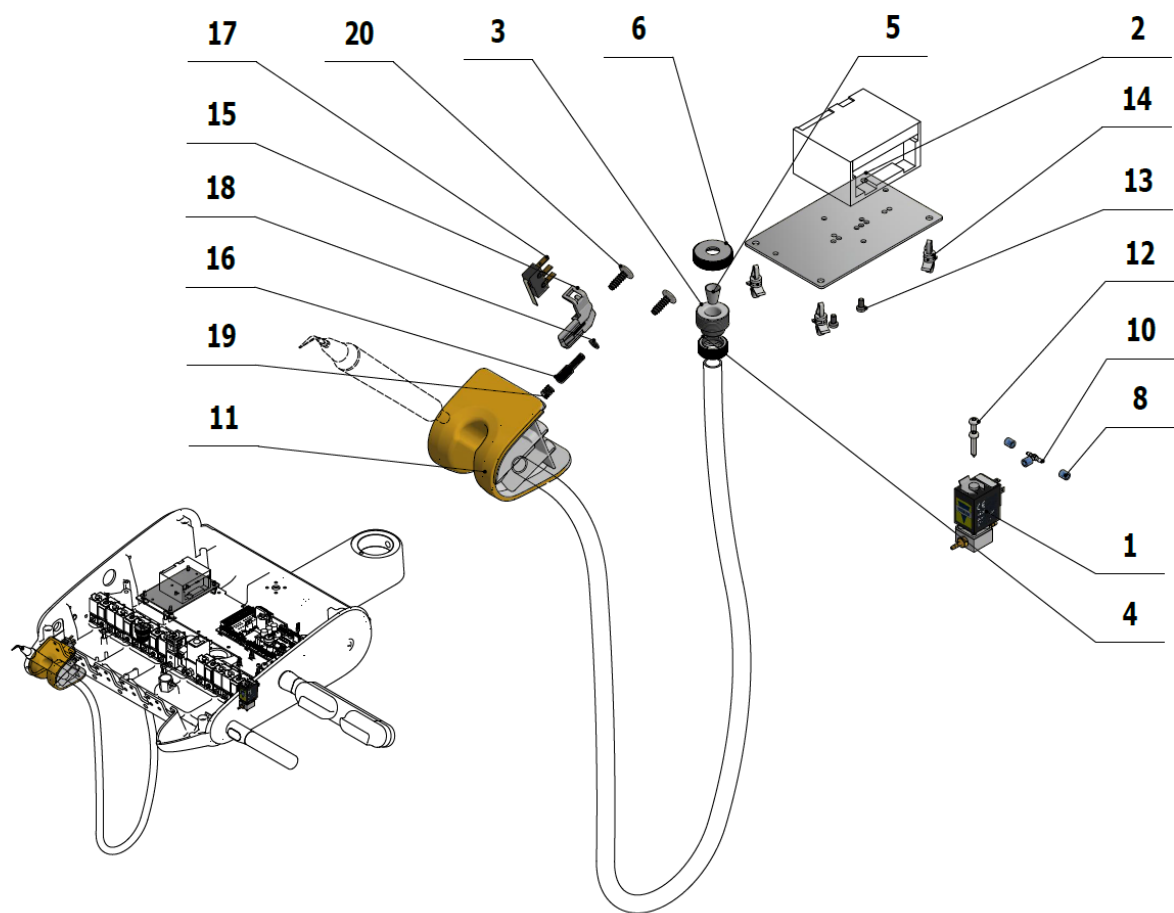


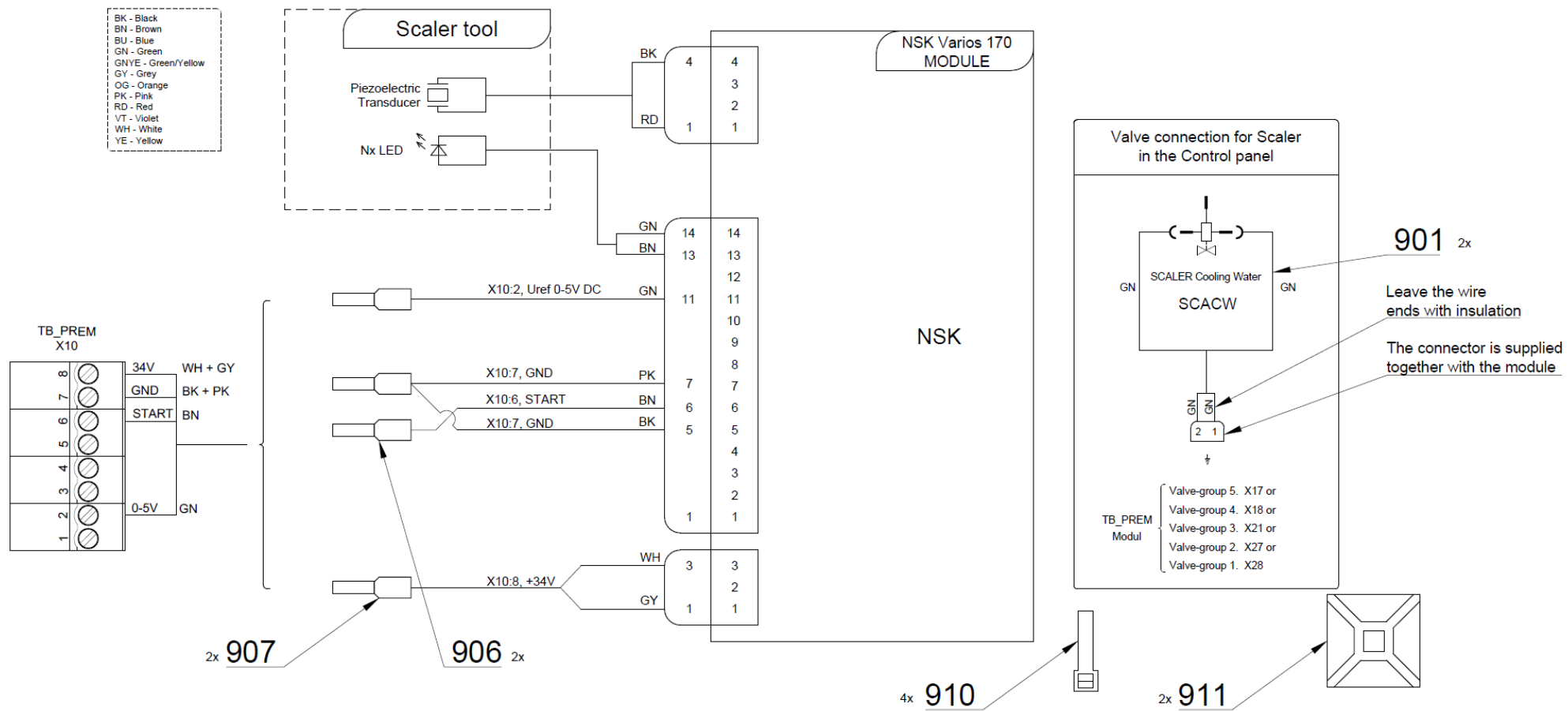
Pos.	Item no.	Product name	QTY	Unit	SP
001	A653-150-020-0	SOLENOID VALVE SIRAI COMPLETE	1.00	PC.	X
002	V647.47-00-01	BASE UNDER SCALER	1.00	PC.	X
003	V600.3-00-19	SCREW 2	1.00	PC.	X
004	V600.3-00-20	NUT 2	1.00	PC.	X
005	V600.3-00-22	INSERT 2	1.00	PC.	X
006	V600.3-00-23.1	NUT 1	1.00	PC.	X
007	V400.01-01-40	LABEL TEXT		PC.	
008	V608.45-00-08	LOCK RING 1	3.00	PC.	X
010	ME336401.015	ADAPTER T210-1	1.00	PC.	X
011	ME321822.183	ADAPTER-9-UOZK	1.00	PC.	X
012	ME309332.034	SCREW ST 2,9X16-C	2.00	PC.	X
013	ME309255.051	SCREW M 3X6	2.00	PC.	
014	ME371418.027	SPACER POST.h=6,4mm SNAP-TYPE	4.00	PC.	X
015	ME321822.184	SENSOR BRACKET	1.00	PC.	X
016	V653-700-057-0	CAM 8	1.00	PC.	X
017	ME374415.036	MICROSWITCH OMRON SS-5GL111-FT	1.00	PC.	X
018	ME311000.001	LOCK RING P 3,2 ZN	1.00	PC.	
019	ME315000.038	TOOL HOLDER SPRING	1.00	PC.	X
031	ME307001.024	SCREW STP31 4.5x14 - H2	2.00	PC.	
021	ME283367.024	HOSE PUR 1,5/2,7 GREEN	0.20	M	
901	ME374100.037	WIRE YV - GN	2.00	PC.	X
906	ME375000.003	INSULATED CRIMP FITTING-NITI 0,5X8WH	2.00	PC.	
907	ME375000.010	INSULATED CRIMP FITTING-NITI 0,25x8 BU	2.00	PC.	
910	ME397900.012	CABLE TIE F 0301 CV-094	4.00	PC.	
911	ME345711.034	CLAMP F0505 HC 101	2.00	PC.	

10/13/2020

11.4.2 - ACC. UOZK NSK VA 170 LED-LUX – A653-831-001-0

Item no.	Product name	SP
A653-831-001-0_K-001	ACC. UOZK NSK VA 170 LED-LUX	X





Pos.	Item no.	Product name	QTY	Unit	SP
001	A653-150-020-0	SOLENOID VALVE, SIRAI COMPLETE	1.00	PC.	X
901	ME374100.037	WIRE YV - GN	2.00	PC.	X
002	V647.47-00-01	BASE UNDER SCALER	1.00	PC.	X
003	V600.3-00-19	SCREW 2	1.00	PC.	X
004	V600.3-00-20	NUT 2	1.00	PC.	X
005	V600.3-00-22	INSERT 2	1.00	PC.	X
006	V600.3-00-23.1	NUT 1	1.00	PC.	X
007	V400.01-01-40	LABEL TEXT		PC.	
008	V608.45-00-08	LOCK RING 1	3.00	PC.	X
010	ME336401.015	ADAPTER T210-1	1.00	PC.	X
011	ME321822.179	ADAPTER-5	1.00	PC.	X
012	ME309332.034	SCREW ST 2,9X16-C	2.00	PC.	X
013	ME309255.051	SCREW M 3X6	2.00	PC.	
014	ME371418.027	SPACER POST h=6,4mm SNAP-TYPE	4.00	PC.	
015	ME321822.184	SENSOR BRACKET	1.00	PC.	X
016	V653-700-057-0	CAM 8	1.00	PC.	X
017	ME374415.036	MICROSWITCH OMRON SS-5GL111-FT	1.00	PC.	X
018	ME311000.001	LOCK RING P 3,2 ZN	1.00	PC.	
019	ME315000.038	TOOL HOLDER SPRING	1.00	PC.	X
020	ME307001.024	SCREW STP31 4.5x14 - H2	2.00	PC.	X
030	ME397920.018	UOZK NSK VA 170 LED-LUX		PC.	
021	ME283367.024	HOSE PUR 1,5/2,7 GREEN	0.20	M	
906	ME375000.003	INSULATED CRIMP FITTING-NITI 0,5X8WH	2.00	PC.	
907	ME375000.010	INSULATED CRIMP FITTING-NITI 0,25x8 BU	2.00	PC.	
910	ME397900.012	CABLE TIE F 0301 CV-094	4.00	PC.	
911	ME345711.034	CLAMP F0505 HC 101	2.00	PC.	

10/13/2020

11.5- UOZK WOODPECKER

11.5.1 - KIT WOODPACKER UDS-N3 LED – A653-999-010-0

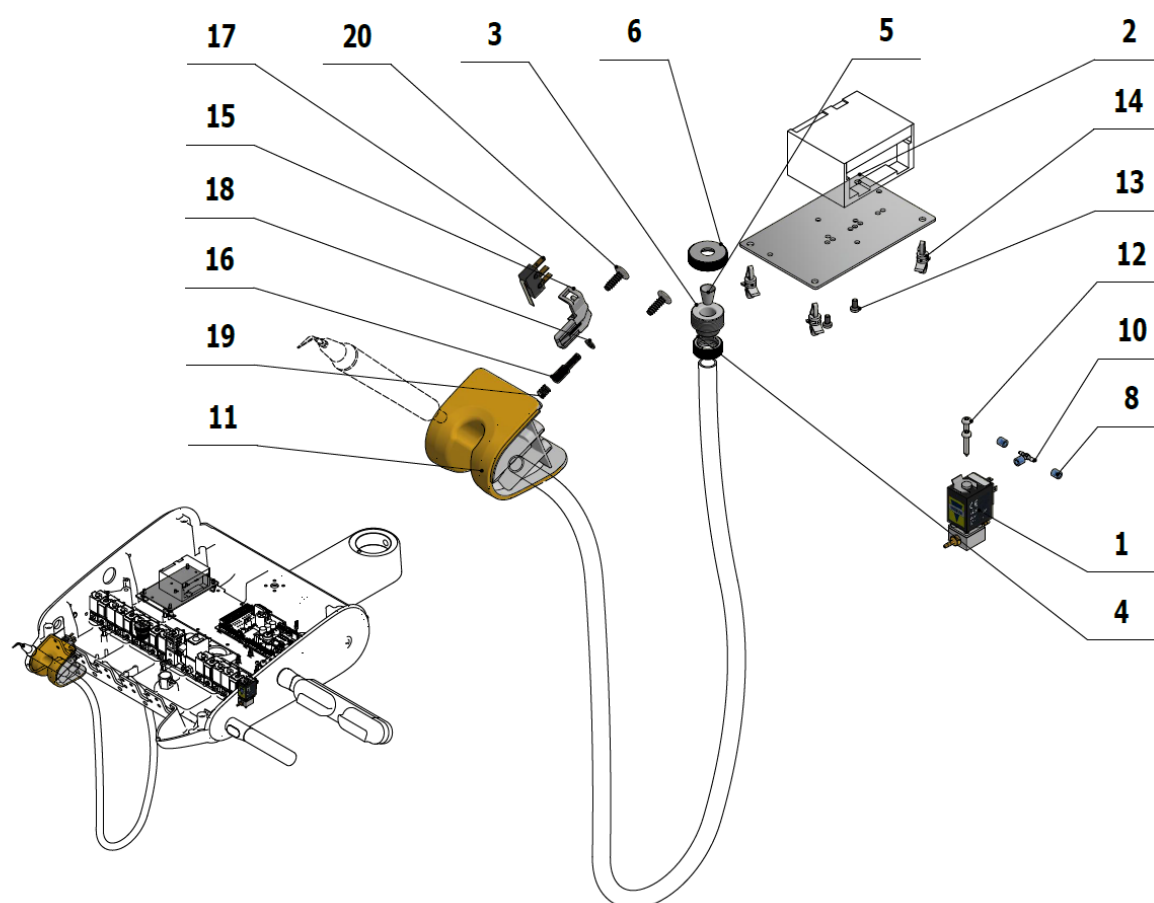
Item no.	Product name	SP
A653-999-010-0_K-001	KIT WOODPACKER UDS-N3 LED	X

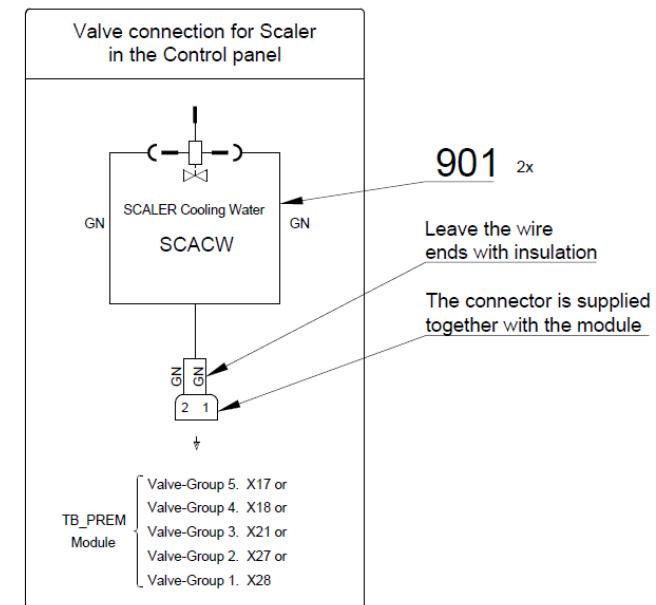
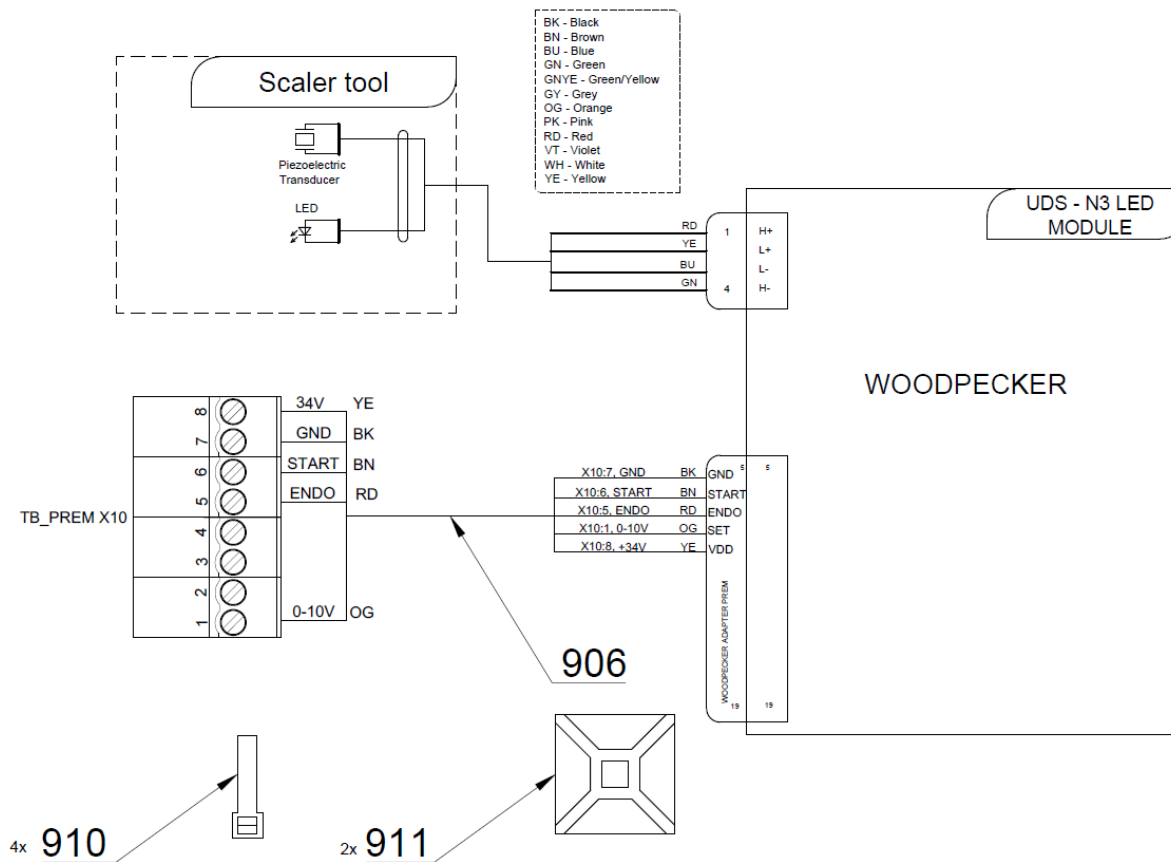
Pos.	Item no.	Product name	QTY	Unit	SP
001	A653-240-001-0	ACC. UOZK WOODPECKER / PRISL. UOZK WOODPECKER	1.00	PC.	
002	ME283367.124	UOZK WOODPECKER UDS-N3 LED	1.00	PC.	

5/21/2021

11.5.2 - ACC. UOZK WOODPECKER – A653-840-001-0

Item no.	Product name	SP
A653-840-001-0_K-001	ACC. UOZK WOODPECKER	X



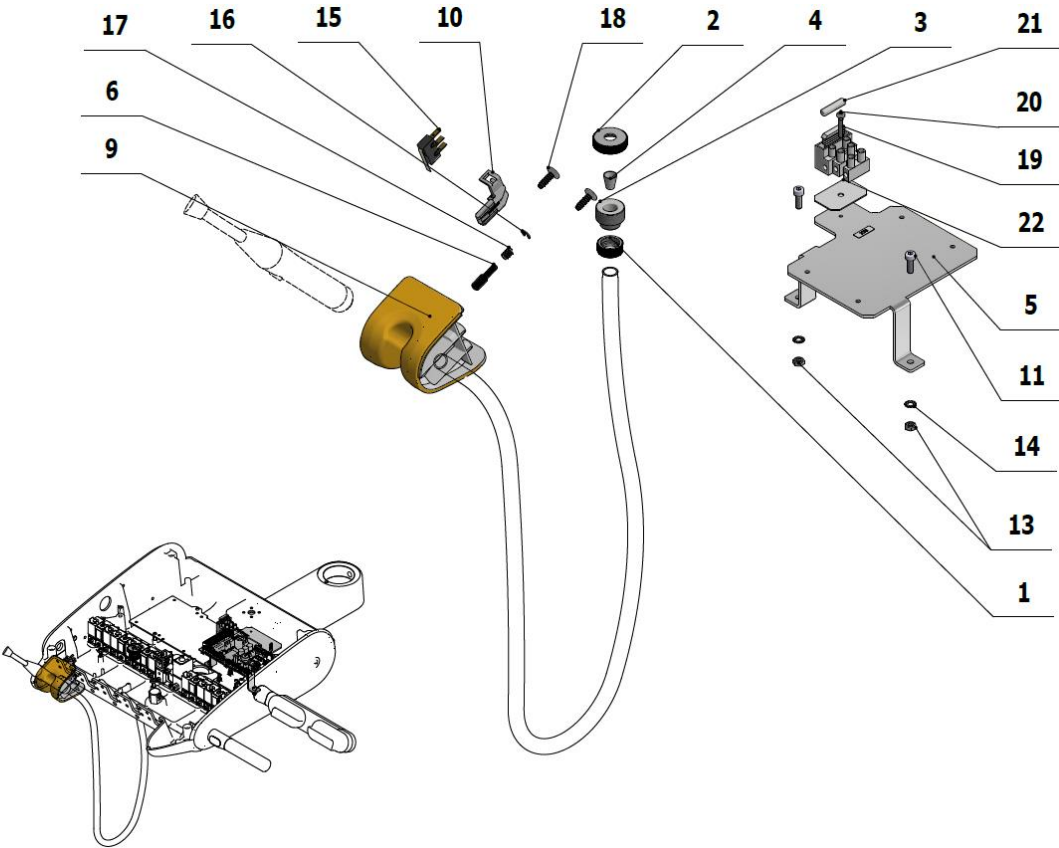


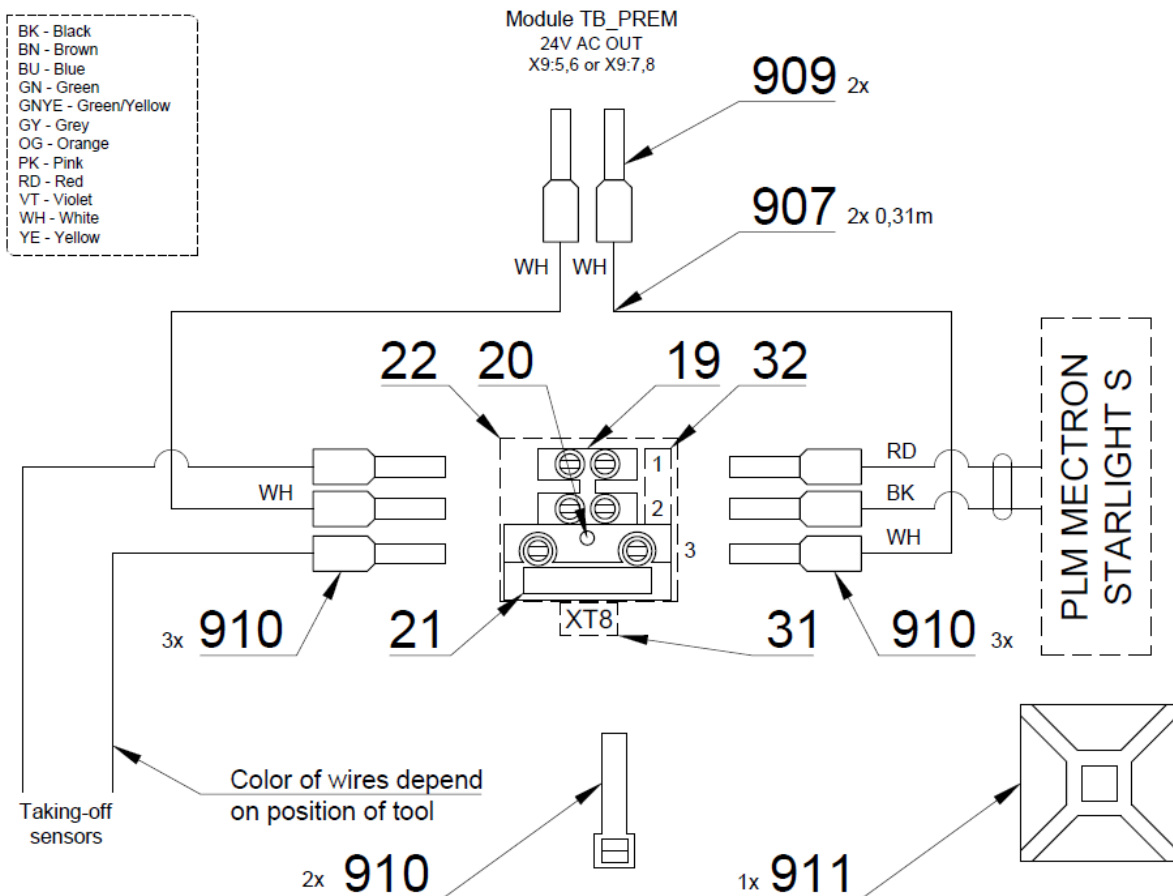
Pos.	Item no.	Product name	QTY	Unit	SP
001	A653-150-020-0	SOLENOID VALVE, SIRAI COMPLETE	1.00	PC.	X
002	V647.47-00-01	BASE UNDER SCALER	1.00	PC.	X
003	V600.3-00-19	SCREW 2	1.00	PC.	X
004	V600.3-00-20	NUT 2	1.00	PC.	X
005	V600.3-00-22	INSERT 2	1.00	PC.	X
006	V600.3-00-23.1	NUT 1	1.00	PC.	X
007	V400.01-01-40	LABEL TEXT		PC.	
008	V608.45-00-08	LOCK RING 1	3.00	PC.	X
010	ME336401.015	ADAPTER T210-1	1.00	PC.	X
011	ME321822.185	ADAPTER-10	1.00	PC.	X
012	ME309332.034	SCREW ST 2,9X16-C	2.00	PC.	X
013	ME309255.051	SCREW M 3X6	2.00	PC.	
014	ME371418.027	SPACER POST.h=6,4mm SNAP-TYPE	4.00	PC.	X
015	ME321822.184	SENSOR BRACKET	1.00	PC.	X
016	V653-700-058-0	CAM 9	1.00	PC.	X
017	ME374415.036	MICROSWITCH OMRON SS-5GL111-FT	1.00	PC.	X
018	ME311000.001	LOCK RING P 3,2 ZN	1.00	PC.	
019	ME315000.038	TOOL HOLDER SPRING	1.00	PC.	X
020	ME307001.024	SCREW STP31 4.5x14 - H2	2.00	PC.	X
030	ME283367.124	UOZK WOODPECKER UDS-N3 LED		PC.	
901	ME374100.037	WIRE YV - GN	2.00	PC.	X
906	ME283367.127	WOODPECKER ADAPTER PREM	1.00	PC.	
910	ME397900.012	CABLE TIE F 0301 CV-094	4.00	PC.	
911	ME345711.034	CLAMP F0505 HC 101	2.00	PC.	
021	ME283367.024	HOSE PUR 1,5/2,7 GREEN	0.30	M	

10/12/2020

12 - PLM MONITEX, MECTRON
12.1 - ACC. PLM MECTRON IN CP – A653-880-001-0

Item no.	Product name	SP
A653-880-001-0_K-001	ACC. PLM MECTRON IN CP	X



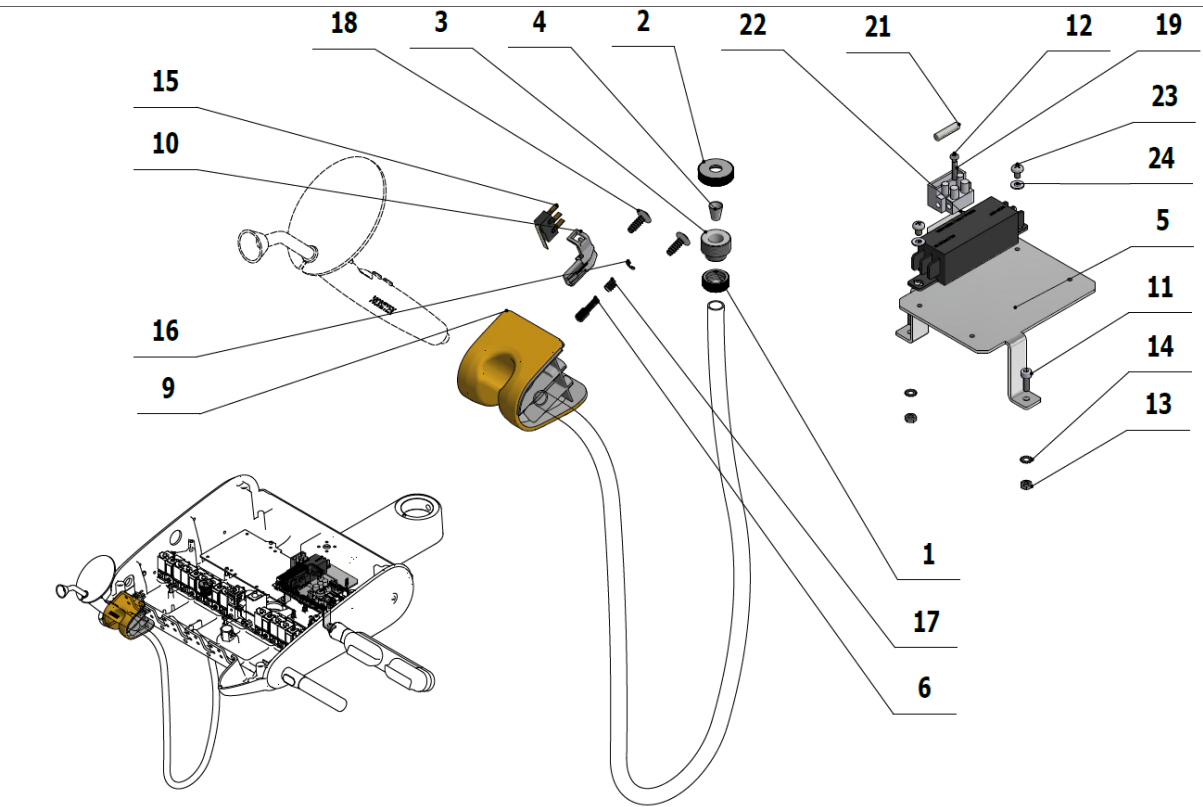


Pos.	Item no.	Product name	QTY	Unit	SP
001	V600.3-00-20	NUT 2	1.00	PC.	X
002	V600.3-00-23.1	NUT 1	1.00	PC.	X
003	V600.3-00-19	SCREW 2	1.00	PC.	X
004	V600.3-00-22	INSERT 2	1.00	PC.	X
005	V653-150-005-0	MINILIGHT PLATE	1.00	PC.	X
006	V653-700-051-0	CAM 2	1.00	PC.	X
007	ME309255.073	SCREW M 4X6	4.00	PC.	
008	ME371418.012	SPACER POST M4X10mm	2.00	PC.	
009	ME321822.182	ADAPTER-8-TURBINE	1.00	PC.	X
010	ME321822.184	SENSOR BRACKET	1.00	PC.	X
015	ME374415.036	MICROSWITCH OMRON SS-5GL111-FT	1.00	PC.	X
016	ME311000.001	LOCK RING P 3,2 ZN	1.00	PC.	
017	ME315000.038	TOOL HOLDER SPRING	1.00	PC.	X
018	ME307001.024	SCREW STP31 4.5x14 - H2	2.00	PC.	X
019	ME345621.010	TERMINAL STRIP WITH FUSE CM 1035	1.00	PC.	X
020	ME309255.077	SCREW M 3X18	1.00	PC.	
021	ME371814.057	FUSE 5X20 T 315 mA	1.00	PC.	X
022	V653-280-002-0	WASHER	1.00	PC.	
030	ME341000.045	PLM MECTRON STARLIGHT S		PC.	
031	V400.01-00-54	LABEL XT8		PC.	
032	ME735000.169	LABEL 4-602.2-90-23	1.00	PC.	
907	ME341419.007	WIRE LiY 0,25 WH - 4126105S	0.62	M	X
909	ME375000.006	INSULATED CRIMP FITTING-NITI 2X0,5X8,8WH	2.00	PC.	
910	ME375000.010	INSULATED CRIMP FITTING-NITI 0,25x8 BU	6.00	PC.	
913	ME397900.012	CABLE TIE F 0301 CV-094	2.00	PC.	
914	ME345711.034	CLAMP F0505 HC 101	1.00	PC.	

PZ_22_088_OS_7/14/2022

12.2 - ACC. PLM MONITEX IN CP – A653-881-001-0

Item no.	Product name	SP
A653-881-001-0_K-001	ACC. PLM MONITEX IN CP	X



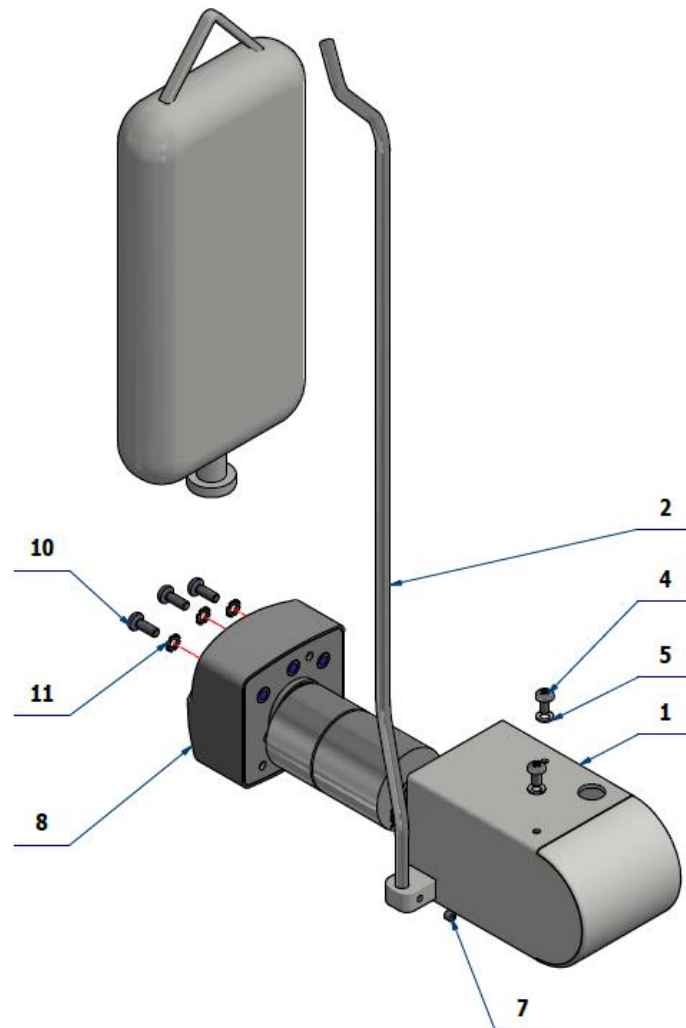
030	ME341000.055	PLM MONITEX with converter		PC.	X
031	V400.01-00-54	LABEL XT8		PC.	
901	ME375000.003	INSULATED CRIMP FITTING-NITI 0,5X8WH	8.00	PC.	
902	ME341411.059	WIRE LAU 0,5 WHITE	1.00	M	X
909	ME375000.004	INSULATED CRIMP FITTING- NITI 0,34x8 TQ ETTINGER	2.00	PC.	
910	ME397900.012	CABLE TIE F 0301 CV-094	2.00	PC.	
911	ME345711.034	CLAMP F0505 HC 101	1.00	PC.	

PZ_22_088_7/14/2022

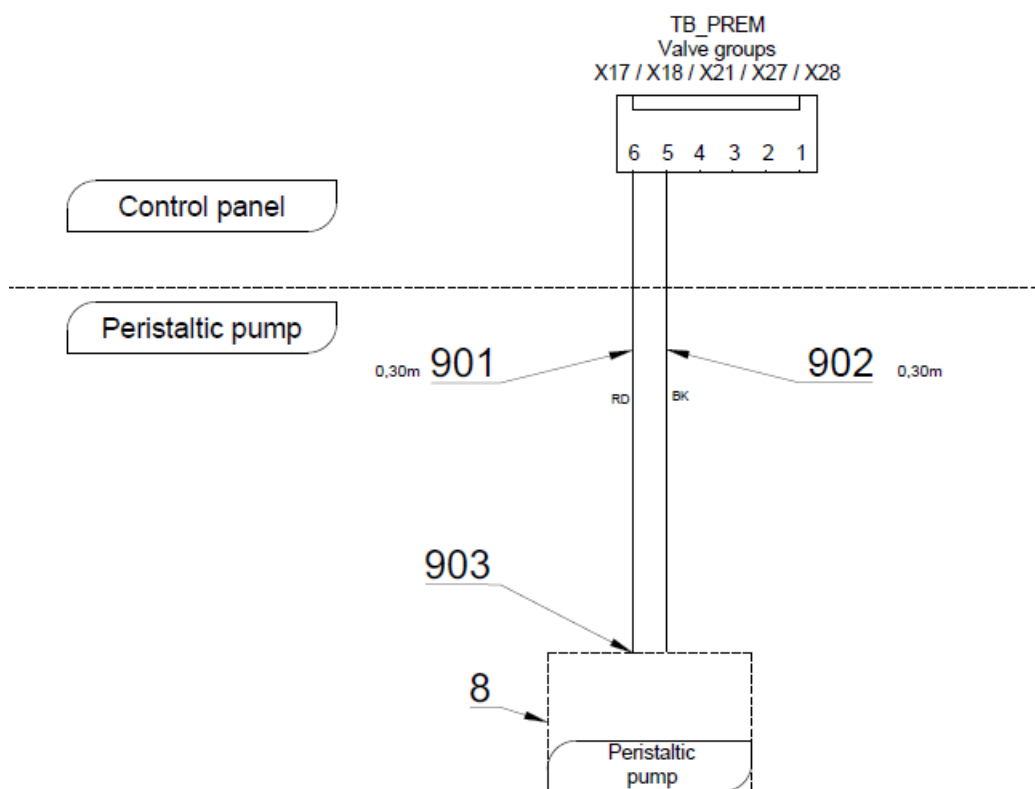
13- PERILSTATIC PUMP, WATER HEATING

13.1 - ACC. PERILSTATIC PUMP OVERHEAD LINE – A653-890-001-0

Item no.	Product name	SP
A653-890-001-0_K-001	ACC. PERILSTATIC PUMP OL / WHT_MATTE	X
A653-890-001-0_K-005	ACC. PERILSTATIC PUMP OL / WHT2_MATTE	X



BK - Black
BN - Brown
BU - Blue
GN - Green
GNYE - Green/Yellow
GY - Grey
OG - Orange
PK - Pink
RD - Red
VT - Violet
WH - White
YE - Yellow

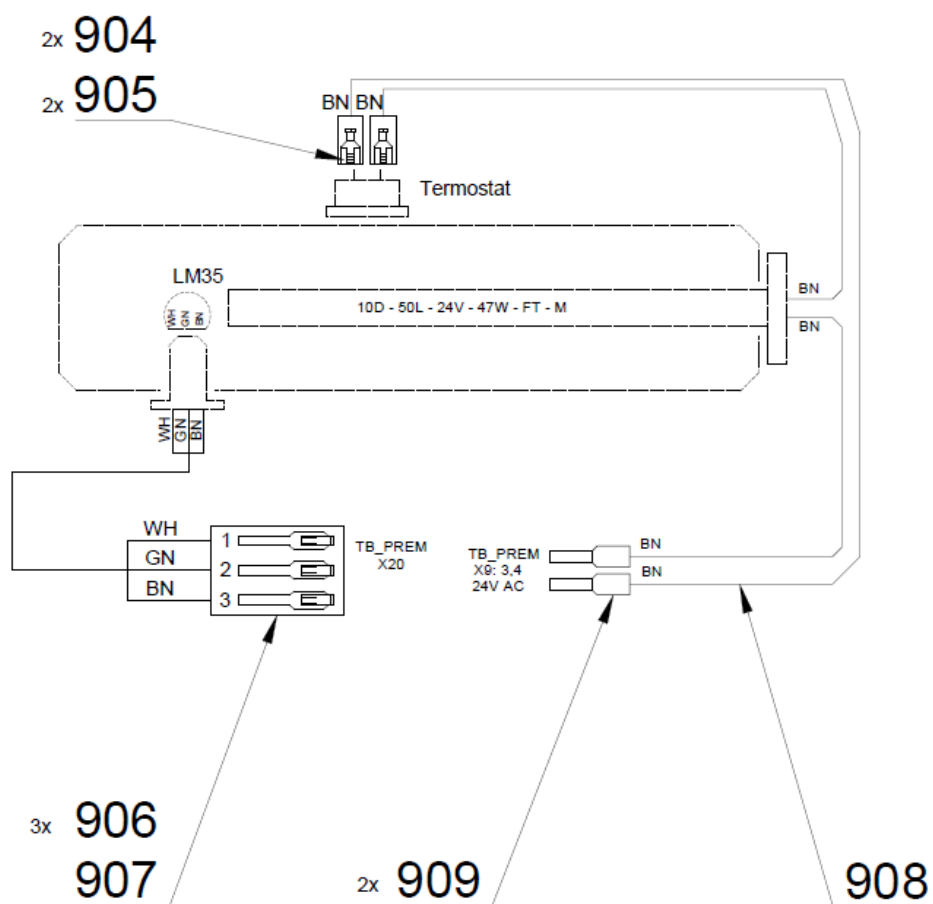
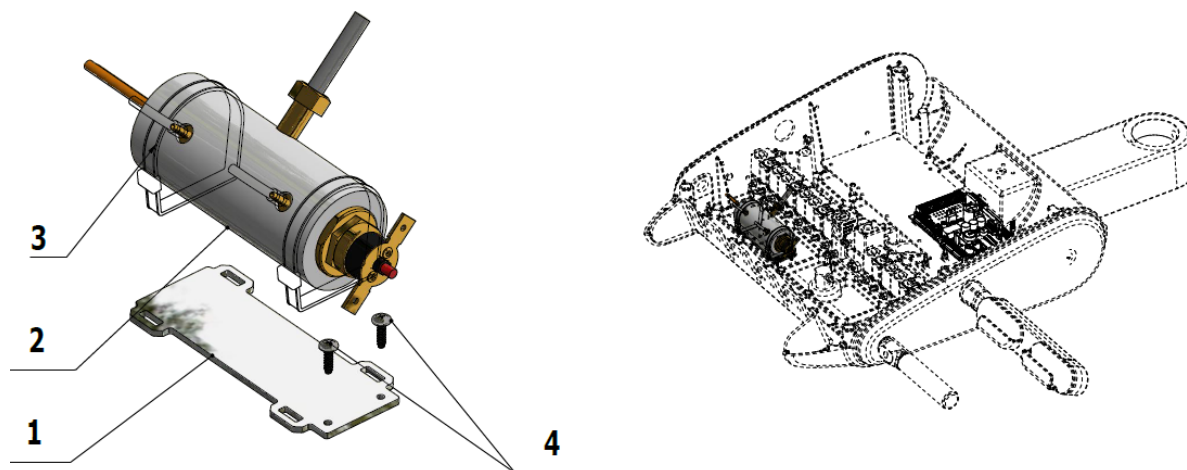


Pos.	Item no.	Product name	QTY	Unit	SP
001	V653-150-023-0	HOUSING/ WHT_MATTE	OPTIONAL	PC.	X
001	V653-150-023-0	HOUSING/ WHT2_MATTE	OPTIONAL	PC.	X
002	V619.31-01-06	SOLUTION HOLDER	1.00	PC.	
004	ME309543.068	SCREW M 4X8	2.00	PC.	
005	ME311214.025	WASHER P 4	2.00	PC.	
007	ME309287.002	SCREW M 4X4	1.00	PC.	
008	ME443000.163	WM PERILSTATIC PUMP 114FDC/DV	1.00	PC.	
010	ME309543.072	SCREW M 4X12	3.00	PC.	
011	ME311214.008	WASHER P 4,3	3.00	PC.	
901	ME341419.006	WIRE LiY 0,25 RD - 4126104S	0.30	M	
902	ME341419.001	WIRE LiY 0,25 BK - 4126001S	0.30	M	
910	ME397900.012	CABLE TIE F 0301 CV-094	2.00	PC.	
911	ME345711.034	CLAMP F0505 HC 101	1.00	PC.	

10/26/2021

13.2 - ACC.COOLING WATER HEATING IN CP – A653-891-001-0

Item no.	Product name	SP
A653-891-001-0_K-001	ACC. COOLING WATER HEATIN IN CP	X

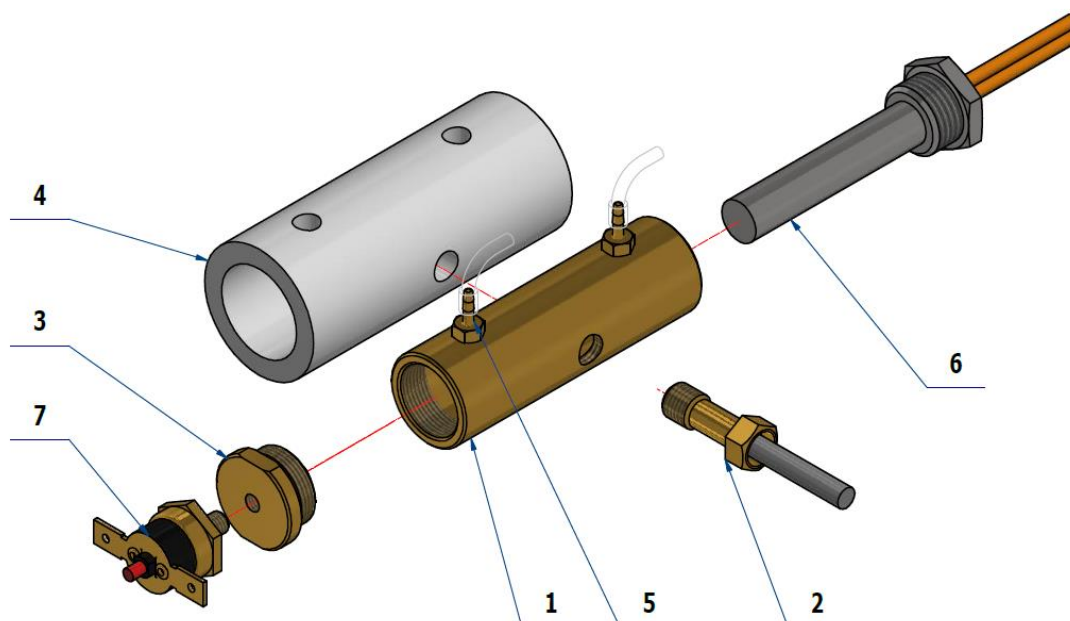


Pos.	Item no.	Product name	QTY	Unit	SP
001	V653-291-001-0	HEATER PLATE	1.00	PC.	X
002	A653-291-041-0>>	HEATER	1.00	PC.	X
003	ME397800.015	CABLE TIE F0301 CV-200	2.00	PC.	
004	ME307001.005	SCREW STP31 2.5x9 - H1	2.00	PC.	X
904	ME345571.001	FASTON SOCKET 6,3 0,3-0,8 mm2	2.00	PC.	
905	ME343415.032	INSULATION SLEEVE 6,3mm, PA	2.00	PC.	
906	ME372010.141	CRIMP CONTACT NSK 25-0	3.00	PC.	
907	ME374060.011	HOUSING NSG 25-3	1.00	PC.	
908	ME341416.005	WIRE LAU 0,5 BROWN	0.35	M	
909	ME375000.003	INSULATED CRIMP FITTING-NITI 0,5X8WH	2.00	PC.	

10/15/2020

13.2.1 - HEATER - A653-291-041-0

Item no.	Product name	SP
A653-291-041-0_ K-001	HEATER	X



Pos.	Item no	Product name	QTY	Unit	SP
001	V618.45-01-01.1	HEATER BODY	1.00	PC.	
002	A653-291-042-0	HEATER SENSOR	1.00	PC.	
003	V618.45-01-03	THERMOSTAT BUSHING	1.00	PC.	
004	V618.45-01-04	INSULATION PR 22x6	1.00	PC.	
005	ME397522.004	ENDING 11752-2-M5-PKG	2.00	PC.	
006	ME541525.010	HEATER HOUSING 100W	1.00	PC.	
007	ME405720.005	THERMOSTAT S-3014 2455RM	1.00	PC.	

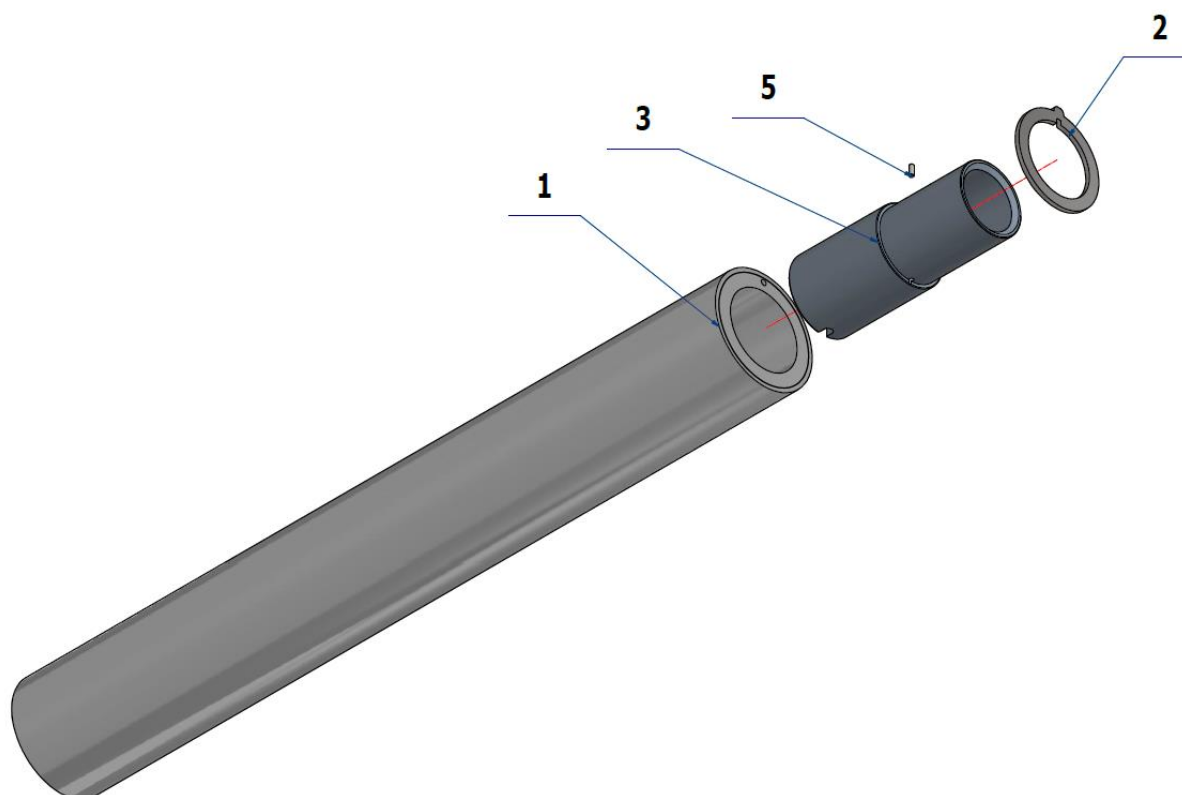
PZ_22_014_3/14/2022

G POSTS, MONITOR HOLDERS

G1-FIXED POST

1 - FIXED POST – ASS. WITHOUT MONITOR – A653-090-030-1

Item no.	Product name	SP
A653-090-030-1_K-001	FIXED POST - ACC. WITHOUT MONITOR/ WHT_MATTE	X
A653-090-030-1_K-005	FIXED POST - ACC. WITHOUT MONITOR/ WHT2_MATTE	X

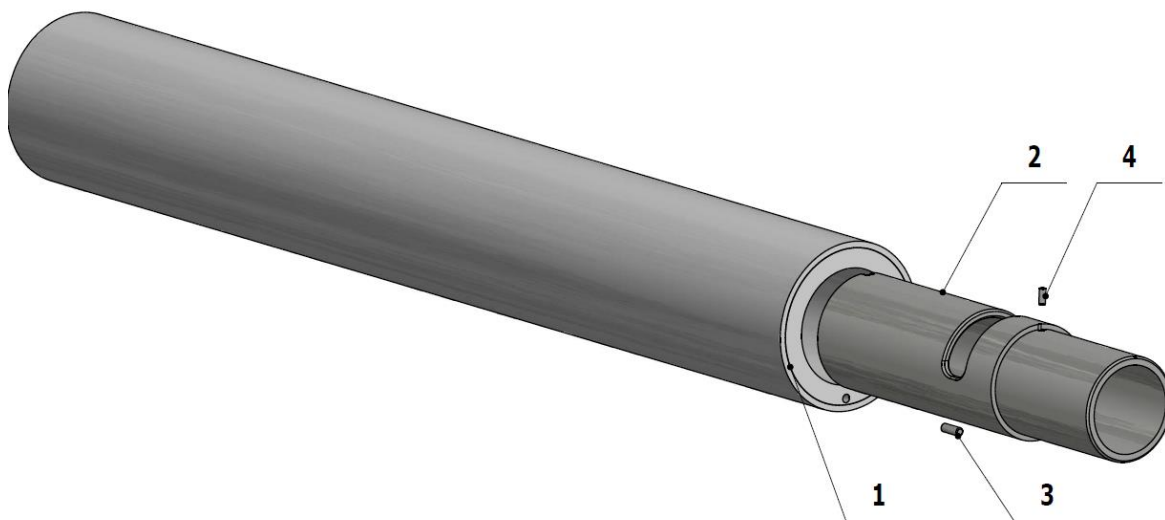


Pos.	Item no.	Product name	QTY	Unit	SP
001	V653-090-040-1	FIXED POST / WHT_MATTE	OPTIONAL	PC.	X
001	V653-090-040-1	FIXED POST / WHT2_MATTE	OPTIONAL	PC.	X
002	V653-090-037-0	LIGHT FLANGE	1.00	PC.	X
003	V653-090-036-0	SHORT STUD	1.00	PC.	
005	ME311565.003	PIN P 3X8 CYLINDRICAL	1.00	PC.	

3/7/2022

2 - FIXED POST – ASS. WITH MONITOR – A653-090-040-1

Item no.	Product name	SP
A653-090-040-1_K-001	FIXED POST - ACC. WITH MONITOR/ WHT_MATTE	X
A653-090-040-1_K-005	FIXED POST - ACC. WITH MONITOR/ WHT2_MATTE	X



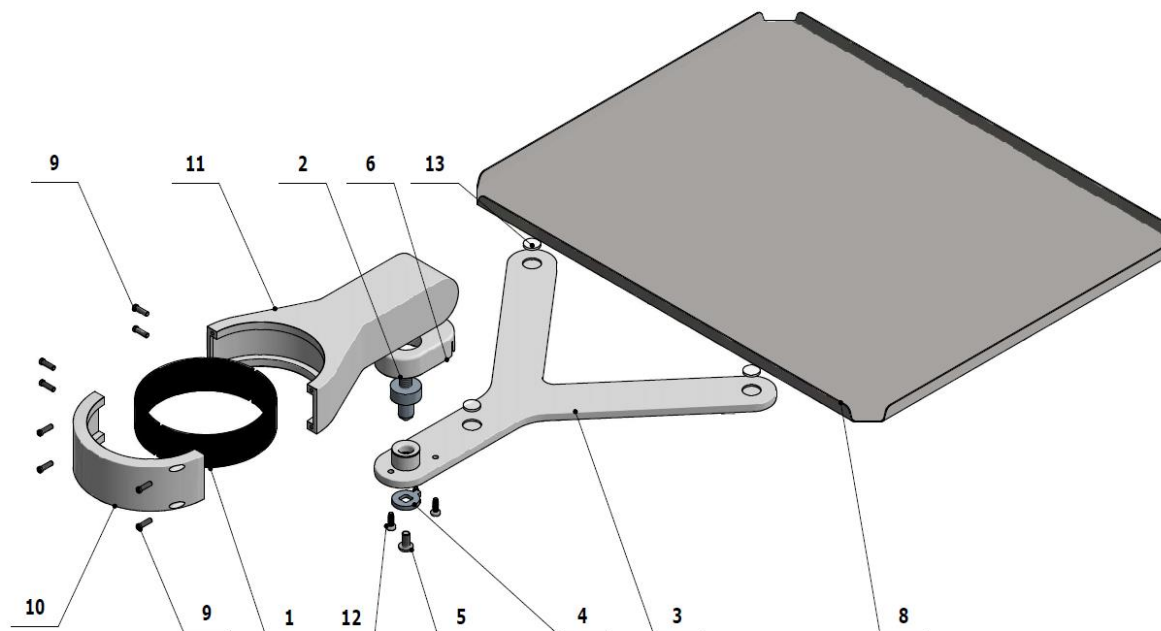
Pos.	Item no.	Product name	QTY	Unit	SP
001	v653-090-040-1	FIXED POST / WHT_MATTE	OPTIONAL	PC.	
001	v653-090-040-1	FIXED POST / WHT2_MATTE	OPTIONAL	PC.	
002	V653-090-038-0	LONG STUD	1.00	PC.	
003	ME311565.017	PIN P 4X12 CYLINDRICAL	1.00	PC.	
004	ME311565.003	PIN P 3X8 CYLINDRICAL	1.00	PC.	

3/7/2022

G2-TRAY TABLE AT CS

1-TRAY TABLE AT CS – A653-040-001-0

Item no.	Product name	SP
A653-040-001-1_K-001	TRAY TABLE/ UNPAINTED	X
A653-040-001-1_K-003	TRAY TABLE/ WHT_MATTE	X
A653-040-001-1_K-005	TRAY TABLE/ WHT2_MATTE	X



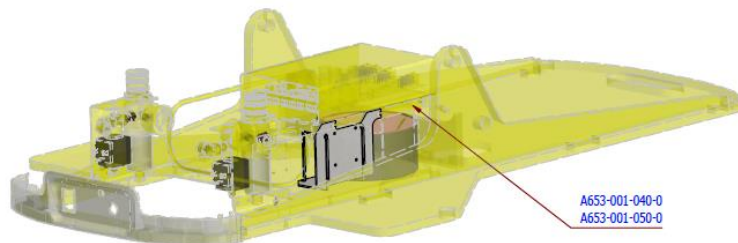
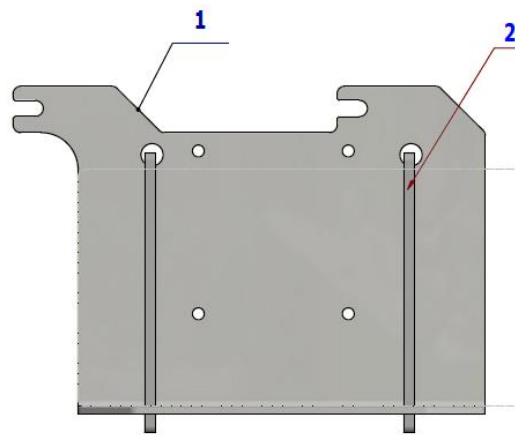
Pos.	Item no.	Product name	QTY	Unit	SP
001	V653-040-005-0	BEARING	1.00	PC.	
002	V653-300-005-0	TRAY SHAFT	1.00	PC.	
003	V653-300-021-0	TRAY BRACKET	OPTIONAL	PC.	
003	V653-300-021-0	TRAY BRACKET/ WHT_MATTE	OPTIONAL	PC.	
003	V653-300-021-0	TRAY BRACKET/ WHT2_MATTE	OPTIONAL	PC.	
004	V653-040-006-0	WASHER	1.00	PC.	
005	ME309281.040	SCREW M 5X10	1.00	PC.	
006	ME321822.156	TRAY COVER WITH HOLE	OPTIONAL	PC.	
006	V653-310-102-0	TRAY COVER WITH HOLE/ WHT_MATTE	OPTIONAL	PC.	
006	V653-310-102-0	TRAY COVER WITH HOLE/ WHT2_MATTE	OPTIONAL	PC.	
008	V653-300-010-0	TRAY	1.00	PC.	
009	ME309231.044	SCREW M 3X10	8.00	PC.	
010	V653-040-020-0	SLEEVE	OPTIONAL	PC.	
010	V653-040-020-0	SLEEVE/ WHT_MATTE	OPTIONAL	PC.	
010	V653-040-020-0	SLEEVE/ WHT2_MATTE	OPTIONAL	PC.	
011	V653-040-021-0	HANDLE	OPTIONAL	PC.	
011	V653-040-021-0	HANDLE/ WHT_MATTE	OPTIONAL	PC.	
011	V653-040-021-0	HANDLE/ WHT2_MATTE	OPTIONAL	PC.	
012	ME307001.023	SCREW STP32 3.5x10 - H2	3.00	PC.	
013	ME273141.009	BUMPER BUMPON SJ 5616 P	3.00	PC.	
014	ME627439.002	TAPE 3M tape 5423 – 25mm	0.04	PC.	

PZ_21_021_OS_10/12/2021

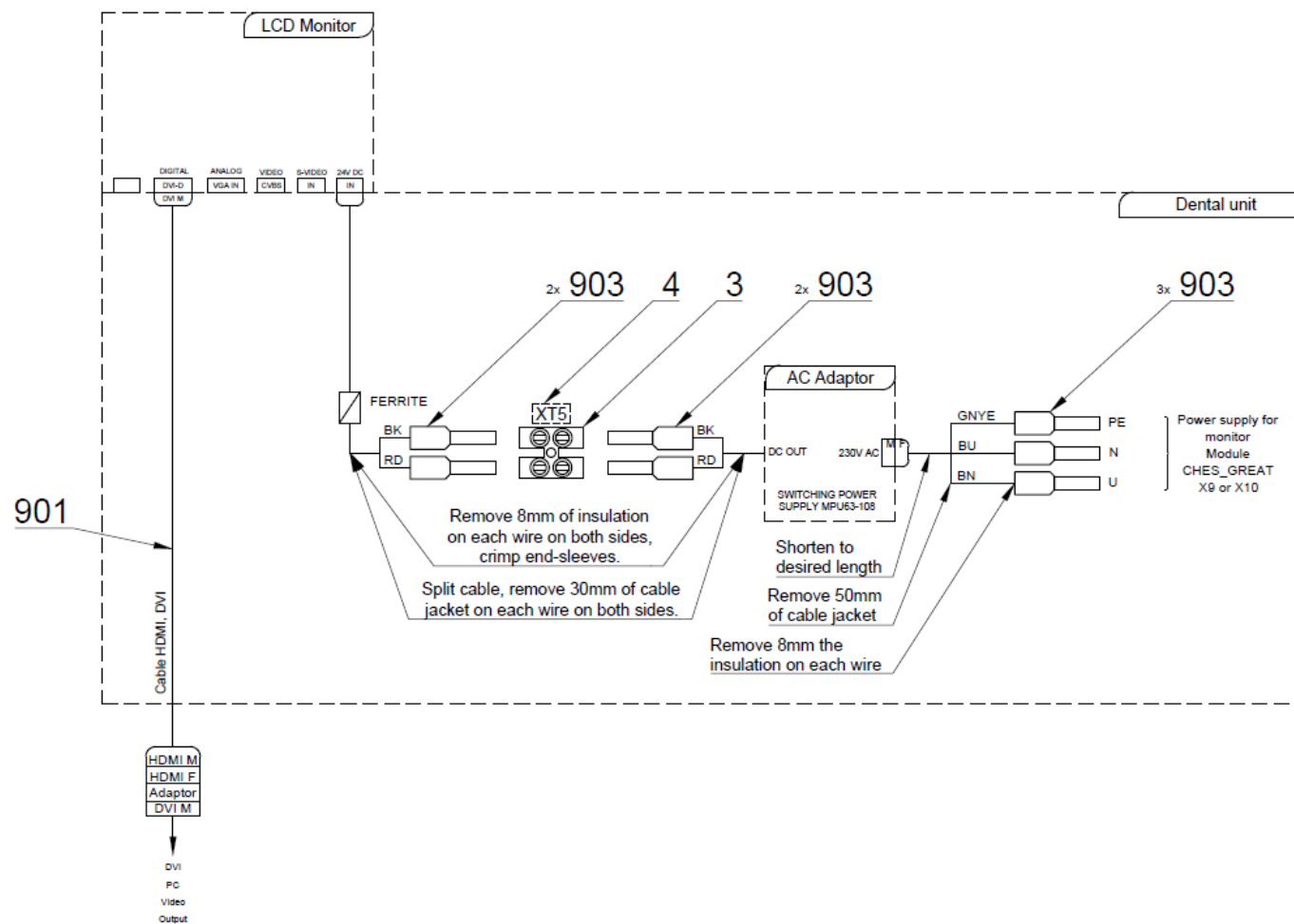
G3-MONITOR HOLDER

1 - ACC. MONITOR SOURCE – A653-002-000-0

Item no.	Product name	SP
A653-002-000-0_K-001	ACC. MONITOR SOURCE	X



BK - Black
BN - Brown
BU - Blue
GN - Green
GNYE - Green/Yellow
GY - Grey
OG - Orange
PK - Pink
RD - Red
VT - Violet
WH - White
YE - Yellow


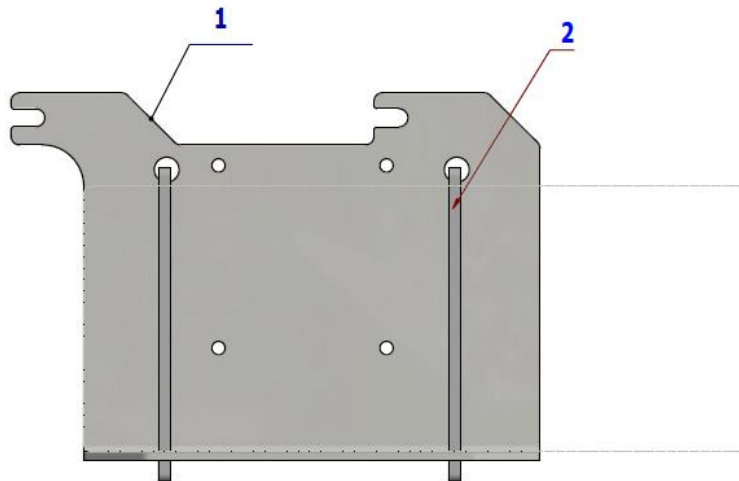


Pos.	Item no.	Product name	QTY	Unit	SP
001	V653-002-001-0	SOURCE CONSOLE	1.00	PC.	
002	me397900.017	CABLE TIE CTS 13 L 368	2.00	PC.	
003	ME345621.012	TERMINAL BLOCK M 093CS	1.00	PC.	
004	V400.01-00-51	LABEL XT5		PC.	
901	ME341412.042	CABLE HDMI M/HDMI M 5m		PC.	
903	ME375000.008	INSULATED CRIMP FITTING-NITI 1X8RD	7.00	PC.	
910	ME397900.012	CABLE TIE F 0301 CV-094	2.00	PC.	
911	ME345711.034	CLAMP F0505 HC 101	1.00	PC.	

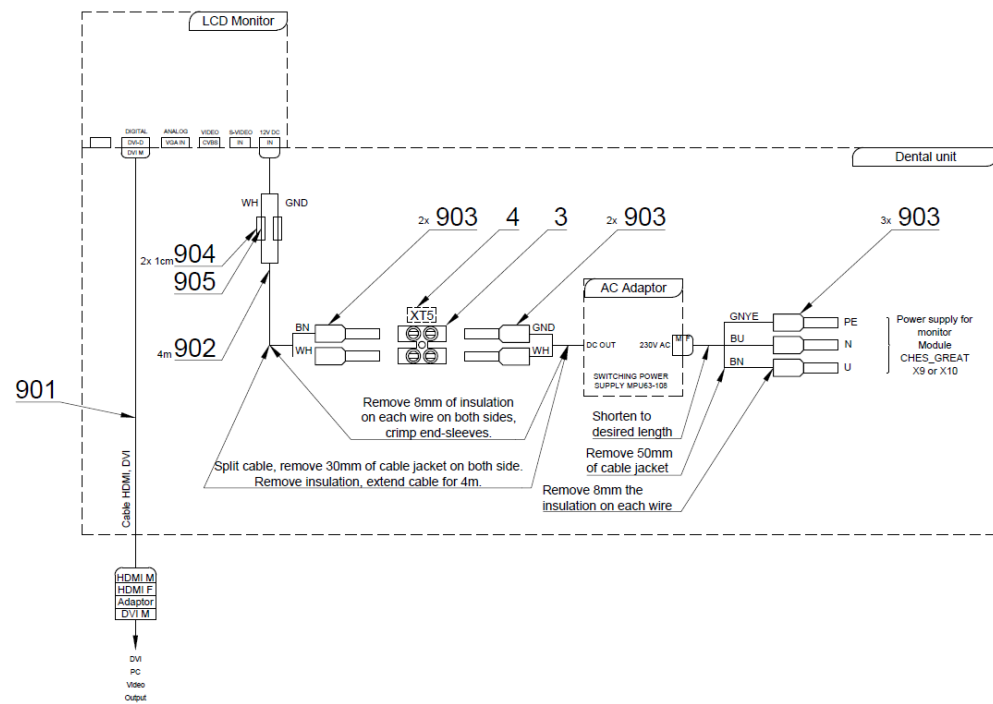
12/1/2020

2 - ACC. BLACK MONITOR SOURCE – A653-002-001-0

Item no.	Product name	SP
A653-002-001-0_K-001	ACC. BLACK MONITOR SOURCE	X



BL - Black
BN - Brown
BU - Blue
GN - Green
GNYE - Green/Yellow
GY - Grey
OG - Orange
PK - Pink
RD - Red
VT - Violet
WH - White
YE - Yellow

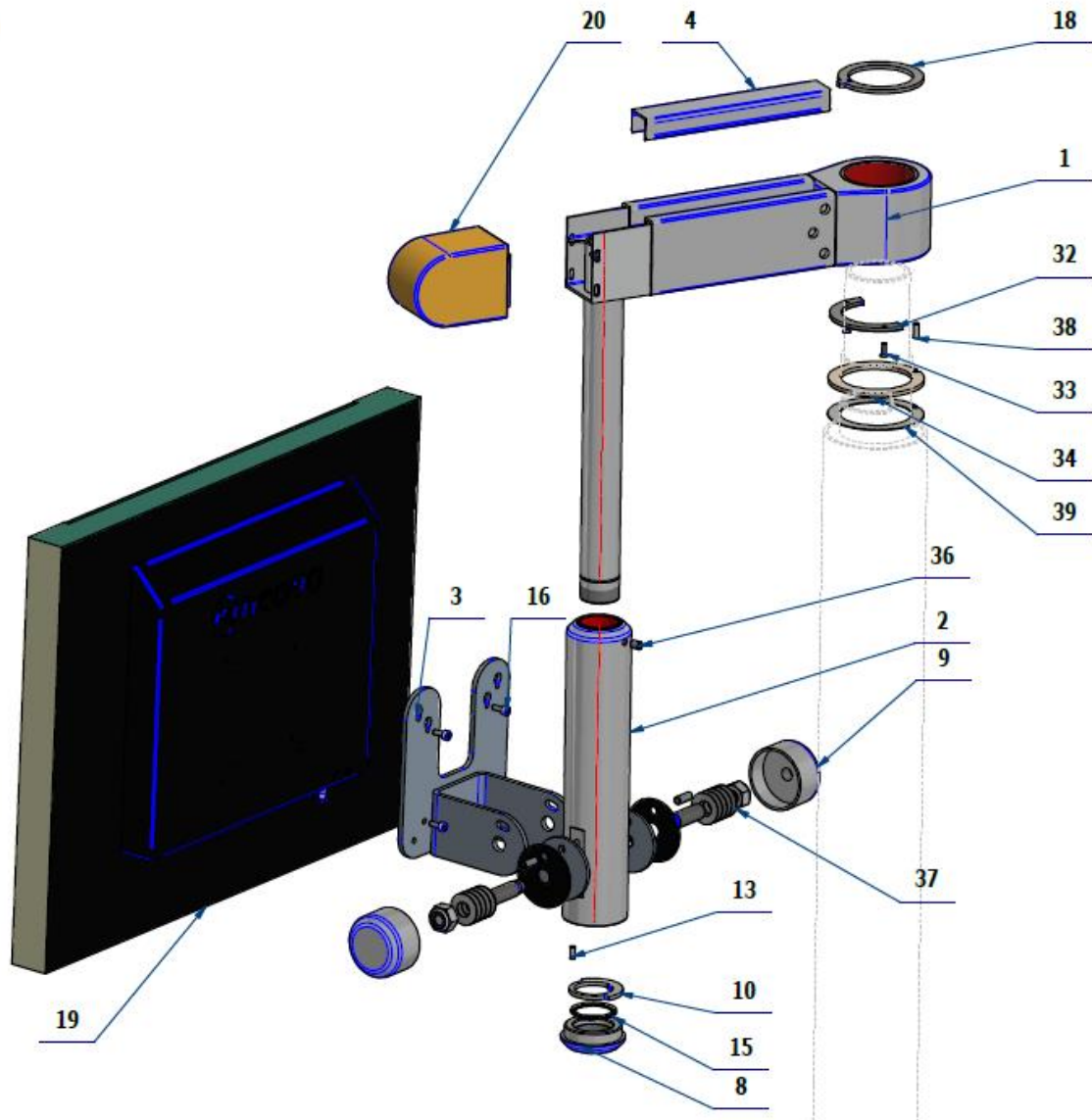


Pos.	Item no.	Product name	QTY	Unit	SP
001	V653-002-001-0	SOURCE CONSOLE	1.00	PC.	
002	me397900.017	CABLE TIE CTS 13 L 368	2.00	PC.	
003	ME345621.012	TERMINAL BLOCK M 093CS	1.00	PC.	
004	V400.01-00-51	LABEL XT5		PC.	
901	ME341412.042	CABLE HDMI M/HDMI M 5m		PC.	
902	ME341413.068	INSULATED CRIMP FITTING-NITI 1X8RD	4.00	M	
903	ME375000.008	SOURCE CONSOLE	7.00	PC.	
904	ME243422.008	INSULATED PIPE P 2,1 BLACK	0.02	M	
910	ME397900.012	CABLE TIE F 0301 CV-094	2.00	PC.	
911	ME345711.034	CLAMP F0505 HC 101	1.00	PC.	

10/27/2021

3 - MONITOR ARM – A653-100-001-0

Item no.	Product name	SP
A653-100-001-0_K-001	MONITOR ARM/ UNPAINTED	X
A653-100-001-0_K-003	MONITOR ARM/WHT_MATTE	X
A653-100-001-0_K-005	MONITOR ARM/WHT2_MATTE	X



Pos.	Item no.	Product name	QTY	Unit	SP
001	V653-100-015-0	MONITOR ARM, PAINTED	OPTIONAL	PC.	X
001	V653-100-015-0	MONITOR ARM, PAINTED/ WHT_MATTE	OPTIONAL	PC.	X
001	V653-100-015-0	MONITOR ARM, PAINTED/ WHT2_MATTE	OPTIONAL	PC.	X
002	V653-100-016-0	ROTATING BUSHING	OPTIONAL	PC.	X
003	V653-100-025-0	MONITOR BRACKET	OPTIONAL	PC.	X
004	V653-100-017-1	MONITOR ARM COVER	OPTIONAL	PC.	X
004	V653-100-017-1	MONITOR ARM COVER/ WHT_MATTE	OPTIONAL	PC.	X
004	V653-100-017-1	MONITOR ARM COVER/ WHT2_MATTE	OPTIONAL	PC.	X
005	V653-100-008-0	BRACKET STUD	2.00	PC.	
006	V653-100-010-0	COMPRESSION PAD KOV	2.00	PC.	
007	ME273114.045	COMPRESSION PAD POM	2.00	PC.	
008	V653-100-005-0	LOWER COVER	OPTIONAL	PC.	X
008	V653-100-005-0	LOWER COVER/ WHT_MATTE	OPTIONAL	PC.	X

009	V653-100-007-0	COVER	OPTIONAL	PC.	X
010	V653-100-013-0	SLIDING WASHER	1.00	PC.	
013	ME311565.016	PIN P 4X10 CYLINDRICAL	1.00	PC.	
014	ME315000.103	SPRING PLATE TP250x122x090x160	10.00	PC.	
015	ME311733.014	LOCK RING P 30	1.00	PC.	
016	ME309543.105	SCREW M 4X10	4.00	PC.	
018	V653-090-037-0	LIGHT FLANGE	1.00	PC.	
019	ME376000.028	LCD NEOVO 22" DR22 white + handle HDL-02		PC.	
020	ME321822.193	PANTOGRAPHIC LIGHT ARM END COVER	OPTIONAL	PC.	X
020	V653-020-101-0	PANTOGRAPHIC LIGHT ARM END COVER/WHT_MATTE	OPTIONAL	PC.	X
020	V653-020-101-0	PANTOGRAPHIC LIGHT ARM END COVER/WHT2_MATTE	OPTIONAL	PC.	X
021	ME309287.028	SCREW M 6x16	2.00	PC.	
032	V653-090-060-0	TRAVEL LIMITING RING	1.00	PC.	
033	ME309251.078	SCREW M 3X8	2.00	PC.	
034	ME565500.390	SLIDING WASHER FOR MONITOR ARM	1.00	PC.	
036	ME309287.016	SCREW M 6X8	1.00	PC.	
037	ME311120.085	NUT M 12	2.00	PC.	
039	V653-090-065-0	WASHER	1.00	PC.	

PZ21_142_OS+PZ21_157_OS_5/18/2022_22_066

4 - KIT MONITOR ARM WITH BINDING – A653-999-011-0

Item no.	Product name	SP
A653-999-011-0_K-001	KIT MONITOR ARM WITH BINDING	X

Pos.	Item no.	Product name	QTY	Unit	SP
001	V653-090-038-0	LONG STUD	1.00	PC.	
002	ME311565.017	PIN P 4X12 CYLINDRICAL	1.00	PC.	
003	ME311565.003	PIN P 3X8 CYLINDRICAL	1.00	PC.	
004	A653-100-001-0	MONITOR ARM	1.00	PC.	
005	ME341412.042	CABLE HDMI M/HDMI M 5m	1.00	PC.	
006	A653-002-000-0	ACC. MONITOR SOURCE	1.00	PC.	

6/10/2021

5 - KIT MONITOR ARM WITHOUT BINDING – A653-999-012-0

Item no.	Product name	SP
A653-999-012-0_K-001	KIT MONITOR ARM WITHOUT BINDING/ WHT_MATTE	X

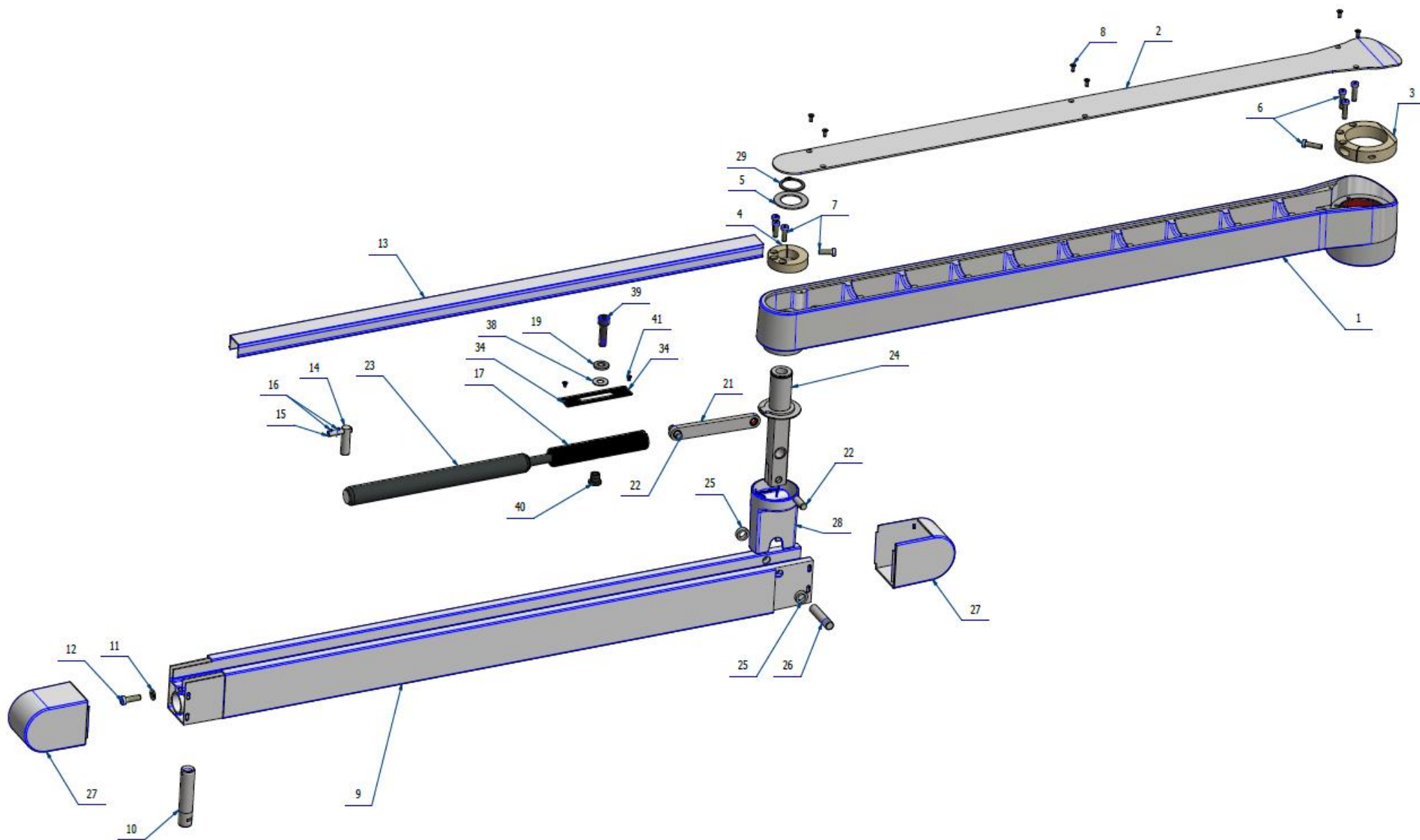
Pos.	Item no.	Product name	QTY	Unit	SP
001	V653-090-038-0	LONG STUD	1.00	PC.	
002	ME311565.017	PIN P 4X12 CYLINDRICAL	1.00	PC.	
003	ME311565.003	PIN P 3X8 CYLINDRICAL	1.00	PC.	
004	A653-100-001-0	MONITOR ARM	1.00	PC.	

6/10/2021

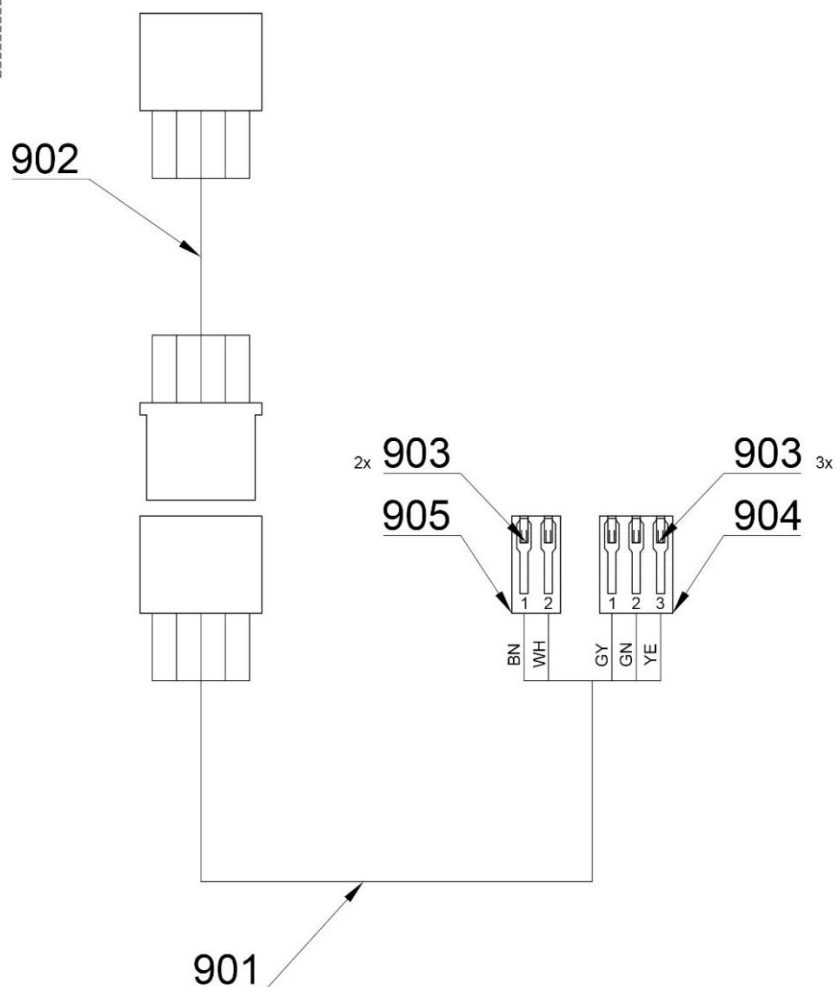
H PANTOGRAPHIC LIGHT ARM, OPERATING LIGHTS, CUSPIDOR BLOCK POST ASSEMBLY

1 - PANTOGRAPHIC LIGHT ARM – A653-020-001-1

Item no.	Product name	SP
A653-020-001-1_K-001	PANTOGRAPHIC LIGHT ARM/ UNPAINTED	X
A653-020-001-1_K-003	PANTOGRAPHIC LIGHT ARM/ WHT_MATTE	X
A653-020-001-1_K-005	PANTOGRAPHIC LIGHT ARM/ WHT2_MATTE	X



BK - Black (čierna)
BN - Brown (hnedá)
BU - Blue (modrá)
GN - Green (zelená)
GNYE - Green/Yellow
GY - Grey (sivá)
OG - Orange (oranžová)
PK - Pink (ružová)
RD - Red (červená)
VT - Violet (fialová)
WH - White (biela)
YE - Yellow (žltá)



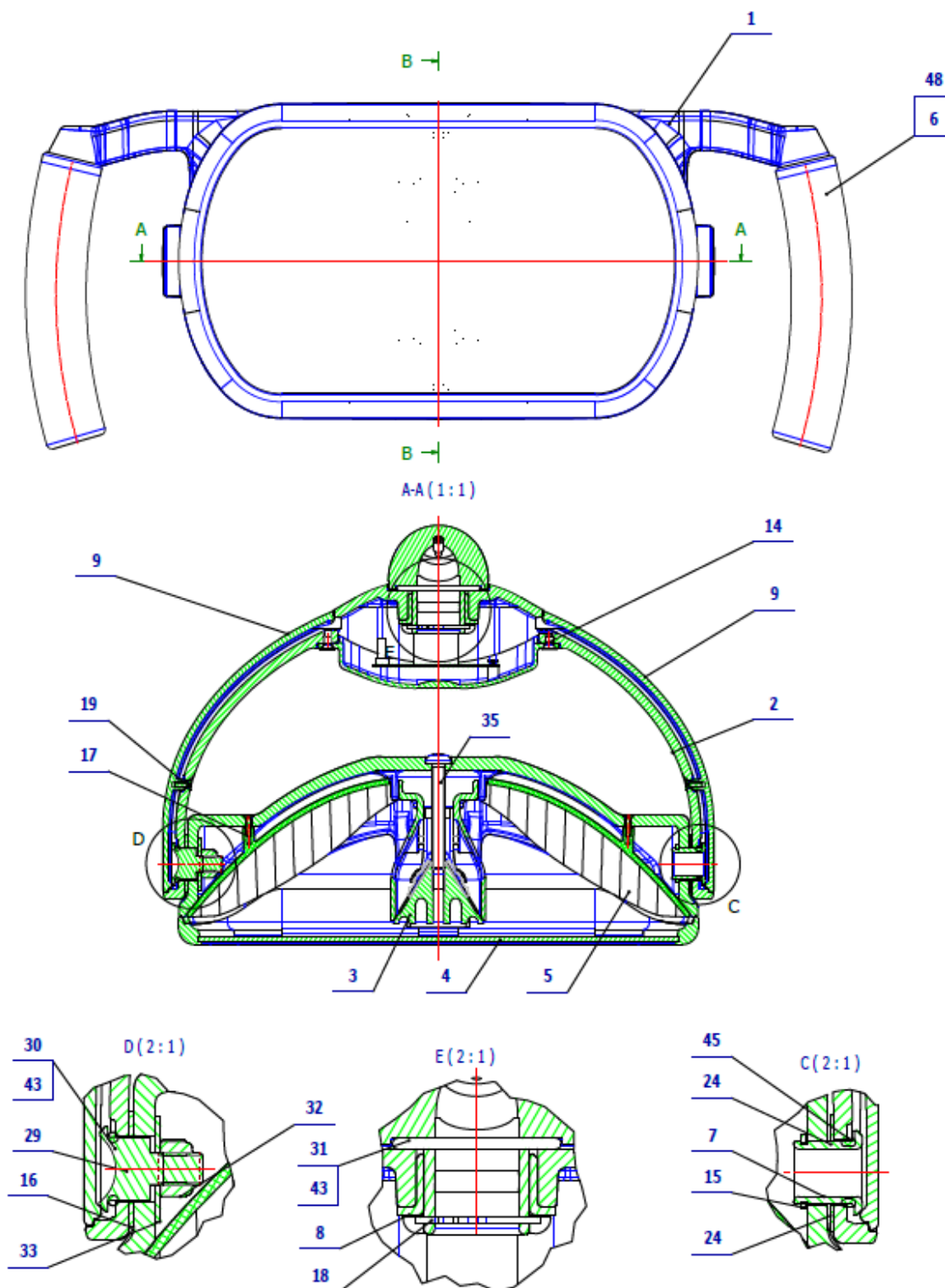
Pos.	Item no.	Product name	QTY	Unit	SP
001	V653-020-020-0	FIXED LIGHT ARM	OPTIONAL	PC.	X
001	V653-020-020-0	FIXED LIGHT ARM/ WHT_MATTE	OPTIONAL	PC.	X
001	V653-020-020-0	FIXED LIGHT ARM/ WHT2_MATTE	OPTIONAL	PC.	X
002	V653-020-025-0	COVER	OPTIONAL	PC.	X
002	V653-020-025-0	COVER/ WHT_MATTE	OPTIONAL	PC.	X
002	V653-020-025-0	COVER/ WHT2_MATTE	OPTIONAL	PC.	X
003	V653-020-003-0	CENRAL POST BRAKE	1.00	PC.	X
004	V653-020-004-0	PANTOGRAPHIC LIGHT ARM STUD BRAKE	1.00	PC.	X
005	V653-020-005-0	SLIDING WASHER	1.00	PC.	X
006	ME309542.008	SCREW M 5x20	4.00	PC.	
007	ME309542.005	SCREW M 5x16	4.00	PC.	
008	ME307991.023	SCREW M 3X8	6.00	PC.	
009	V653-020-023-1	MAIN PANTOGRAPHIC LIGHT ARM FARING	OPTIONAL	PC.	X

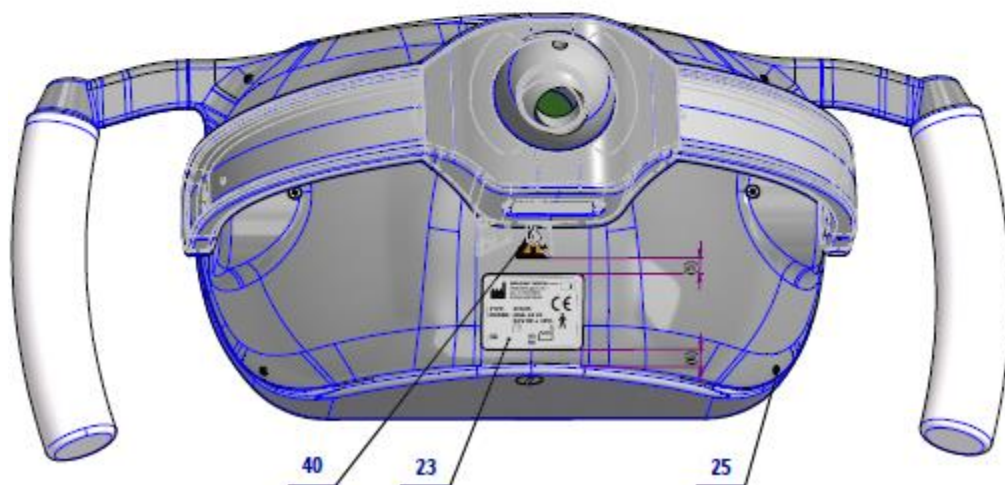
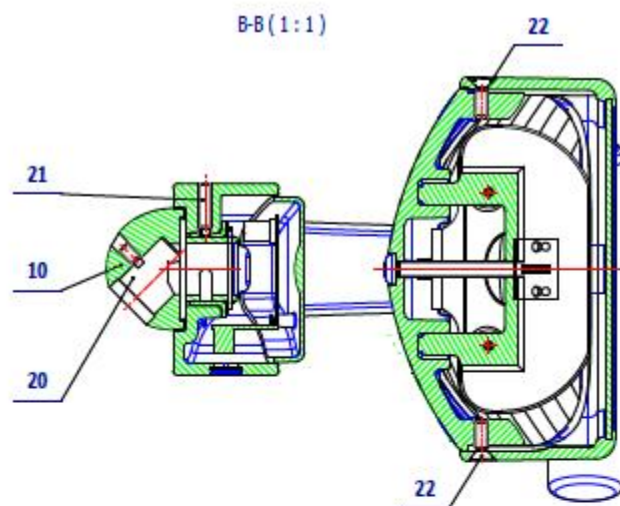
009	V653-020-023-1	MAIN PANTOGRAPHIC LIGHT ARM FARING/WHT_MATTE	OPTIONAL	PC.	X
009	V653-020-023-1	MAIN PANTOGRAPHIC LIGHT ARM FARING/WHT2_MATTE	OPTIONAL	PC.	X
010	V653-020-019-1	FIXWD LIGHT STUD	OPTIONAL	PC.	X
010	V653-020-019-1	FIXWD LIGHT STUD/ WHT_MATTE	OPTIONAL	PC.	X
010	V653-020-019-1	FIXWD LIGHT STUD/ WHT2_MATTE	OPTIONAL	PC.	X
011	ME311210.027	WASHER P 6,4	1.00	PC.	
012	ME309542.009	SCREW M 6x20	1.00	PC.	
013	V653-020-022-2	PANTOGRAPHIC LIGHT ARM COVER FARING	OPTIONAL	PC.	X
013	V653-020-022-2	PANTOGRAPHIC LIGHT ARM COVER FARING/WHT_MATTE	OPTIONAL	PC.	X
013	V653-020-022-2	PANTOGRAPHIC LIGHT ARM COVER FARING/WHT2_MATTE	OPTIONAL	PC.	X
014	V653-020-016-0	PIN WITH HOLE	1.00	PC.	X
015	V653-020-017-0	LOCK PIN	1.00	PC.	X
016	ME309543.076	SCREW M 3x8	2.00	PC.	
017	V653-020-010-0	BRAKE	1.00	PC.	X
019	ME311218.002	WASHER P 8 CAMBERED	1.00	PC.	
021	V653-020-014-0	ROD, COMPLETE	1.00	PC.	X
022	ME311565.035	PIN P 8m6X20 CYLINDRICAL	2.00	PC.	
023	ME337500.009	GAS SPRING H9 N9 – 6 2 055 290 001 550N	1.00	PC.	X
024	V653-020-007-1	PANTOGRAPHIC LIGHT ARM STUD, COMPLETE	1.00	PC.	X
025	V653-020-013-0	SPACER RING	2.00	PC.	X
026	V653-020-012-0	STUD PIN	1.00	PC.	X
027	ME321822.193	PANTOGRAPHIC LIGHT ARM END COVER	OPTIONAL	PC.	X
027	V653-020-101-0	PANTOGRAPHIC LIGHT ARM END COVER/WHT_MATTE	OPTIONAL	PC.	X
027	V653-020-101-0	PANTOGRAPHIC LIGHT ARM END COVER/WHT2_MATTE	OPTIONAL	PC.	X
028	ME321822.192	PANTOGRAPHIC LIGHT ARM STUD COVER	OPTIONAL	PC.	X
028	V653-020-100-0	PANTOGRAPHIC LIGHT ARM STUD COVER/WHT_MATTE	OPTIONAL	PC.	X
028	V653-020-100-0	PANTOGRAPHIC LIGHT ARM STUD COVER/WHT2_MATTE	OPTIONAL	PC.	X
029	ME311733.011	LOCK RING P 25	1.00	PC.	
034	V653-020-035-0	BRAKE BLECH	1.00	PC.	
038	ME323427.038	RING A 08 KU 8,15_18x1,0mm	1.00	PC.	
039	ME311101.004	SCREW M8x30	1.00	PC.	
040	ME311101.002	NUT M8 BN 241 ZB	1.00	PC.	
041	ME309543.109	SCREW M 3X5	2.00	PC.	
901	ME374100.100	LIGHT CABLE 5x0.34 - 1.65m	1.00	PC.	
902	ME374100.101	LIGHT CABLE 5x0.34 – 2.10m	1.00	PC.	
903	ME372010.141	CRIMP CONTACT NSK 25-0	5.00	PC.	
904	ME374060.011	HOUSING NSG 25-3	1.00	PC.	
905	ME374060.010	HOUSING NSG 25-2	1.00	PC.	

3/3/2022

2 - XENOS LIGHT – A653-900-001-0

Item no.	Product name	SP
A653-900-001-1_K-001	XENOS LIGHT/ WHT_MATTE	X
A653-900-001-1_K-005	XENOS LIGHT/ WHT2_MATTE	X





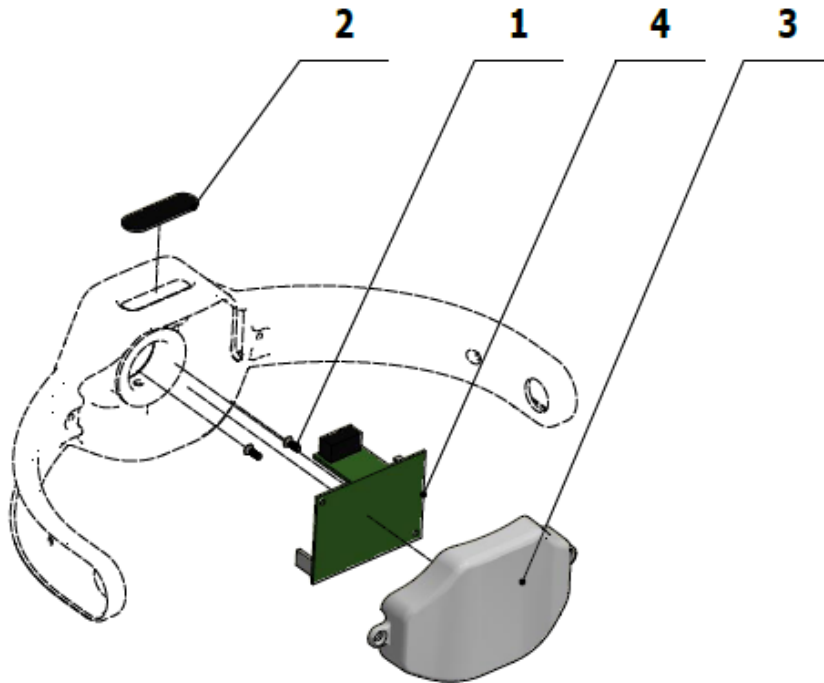
Pos.	Item no.	Product name	QTY	Unit	SP
001	V618.07-00-01.2	LIGHT BASE / WHT_MATTE	OPTIONAL	PC.	X
001	V618.07-00-01.2	LIGHT BASE / WHT2_MATTE	OPTIONAL	PC.	X
002	V618.07-02-00.1	FORK, COMPLETE/ WHT_MATTE	OPTIONAL	PC.	X
002	V618.07-02-00.1	FORK, COMPLETE/ WHT2_MATTE	OPTIONAL	PC.	X
003	A653-900-004-0	COOLER, COMPLETE	1.00	PC.	X
004	V653-900-001-0	KRYT PREDNY KOMPLETNY / WHT_MATTE	OPTIONAL	PC.	X
004	V653-900-001-0	KRYT PREDNY KOMPLETNY / WHT2_MATTE	OPTIONAL	PC.	X
005	V618.07-00-05	REFLECTOR	2.00	PC.	X
006	ME321822.079	HANDLE COVER RP 71791/60U white	2.00	PC.	X

007	V618.07-00-07.4	CONNECTOR	1.00	PC.	X
008	V510.01-00-38	RING 2	1.00	PC.	X
009	V653-900-002-0	ARM COVER / WHT_MATTE	OPTIONAL	PC.	X
009	V653-900-002-0	ARM COVER / WHT2_MATTE	OPTIONAL	PC.	X
010	V618.07-00-10.1	BALL JOINT / WHT_MATTE	OPTIONAL	PC.	X
010	V618.07-00-10.1	BALL JOINT / WHT2_MATTE	OPTIONAL	PC.	X
014	ME309543.109	SCREW M 3X5	2.00	PC.	
015	ME311733.002	LOCK RING P 12	1.00	PC.	
016	V618.07-00-16	WASHER PA 12,25 - 22x1,0		PC.	
017	ME309285.075	SCREW P 2,2x8 ECO SYN	2.00	PC.	
018	ME311733.008	LOCK RING P 20	1.00	PC.	
019	ME309285.073	SCREW P 2,2x6 ECO SYN	2.00	PC.	
020	ME309287.025	SCREW M 4X8	1.00	PC.	
021	ME309287.024	SCREW M 4X16	1.00	PC.	
022	ME309251.125	SCREW M 4x12	2.00	PC.	
023	V618.07-00-23.3	LABEL XENOS	1.00	PC.	
024	V618.07-00-24	WASHER PA 12,25 - 22x0,5	3.00	PC.	
025	ME309543.081	SCREW M 3x5	4.00	PC.	
029	V618.07-00-07.3	JOINT 1	1.00	PC.	
030	ME273111.133	O RING P 10x2 NBR90	1.00	PC.	
031	ME273111.028	O RING P 28X2	1.00	PC.	
032	ME311120.084	NUT M6	1.00	PC.	
033	ME311212.022	WASHER P 6x20 KAROSÁRSKA BN 732	1.00	PC.	
035	ME309255.098	SCREW M 5x40	1.00	PC.	
036	A653-900-002-0>>	ACC. XENOS WITH SENSOR/ WHT_MATTE	OPTIONAL	PC.	X
036	A653-900-002-0>>	ACC. XENOS WITH SENSOR/ WHT2_MATTE	OPTIONAL	PC.	X
040	ME735000.332	WARNING LABEL	1.00	PC.	
045	ME273111.123	O RING P 10X2 SILICONE	1.00	PC.	

12/16/2020

2.1 – ACC. XENOS WITH SENSOR – A653-900-002-0

Item no.	Product name	SP
A653-900-002-0_K-001	ACC. XENOS WITH SENSOR/ WHT_MATTE	X
A653-900-002-0_K-005	ACC. XENOS WITH SENSOR/ WHT2_MATTE	X

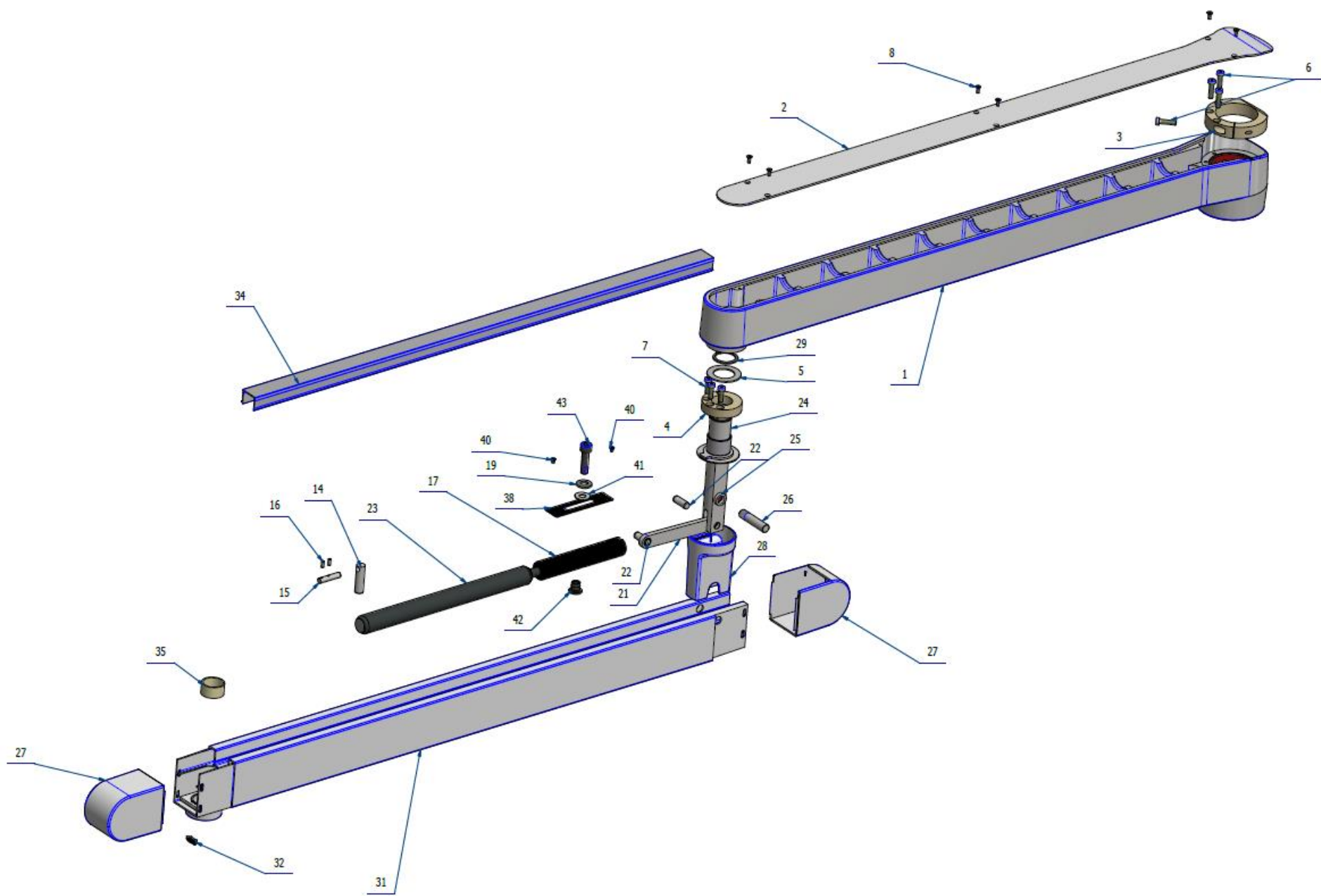


Pos.	Item no.	Product name	QTY	Unit	SP
001	ME309285.073	SCREW P 2,2x6 ECO SYN	2.00	PC.	
002	ME321822.058	SENSOR COVER	1.00	PC.	X
003	V653-900-004-0	ELECTRONICS COVER, NO HOLES / WHT_MATTE	OPTIONAL	PC.	X
003	V653-900-004-0	ELECTRONICS COVER, NO HOLES / WHT2_MATTE	OPTIONAL	PC.	X
004	ME374000.429	MODULE XENOS_N6v0	1.00	PC.	X

12/17/2020

3 – PANTOGRAPHIC LIGHT ARM – FARO – A653-020-002-1

Item no.	Product name	SP
A653-020-002-1_K-001	PANTOGRAPHIC LIGHT ARM – FARO	X
A653-020-002-1_K-003	PANTOGRAPHIC LIGHT ARM – FARO	X
A653-020-002-1_K-005	PANTOGRAPHIC LIGHT ARM – FARO	X

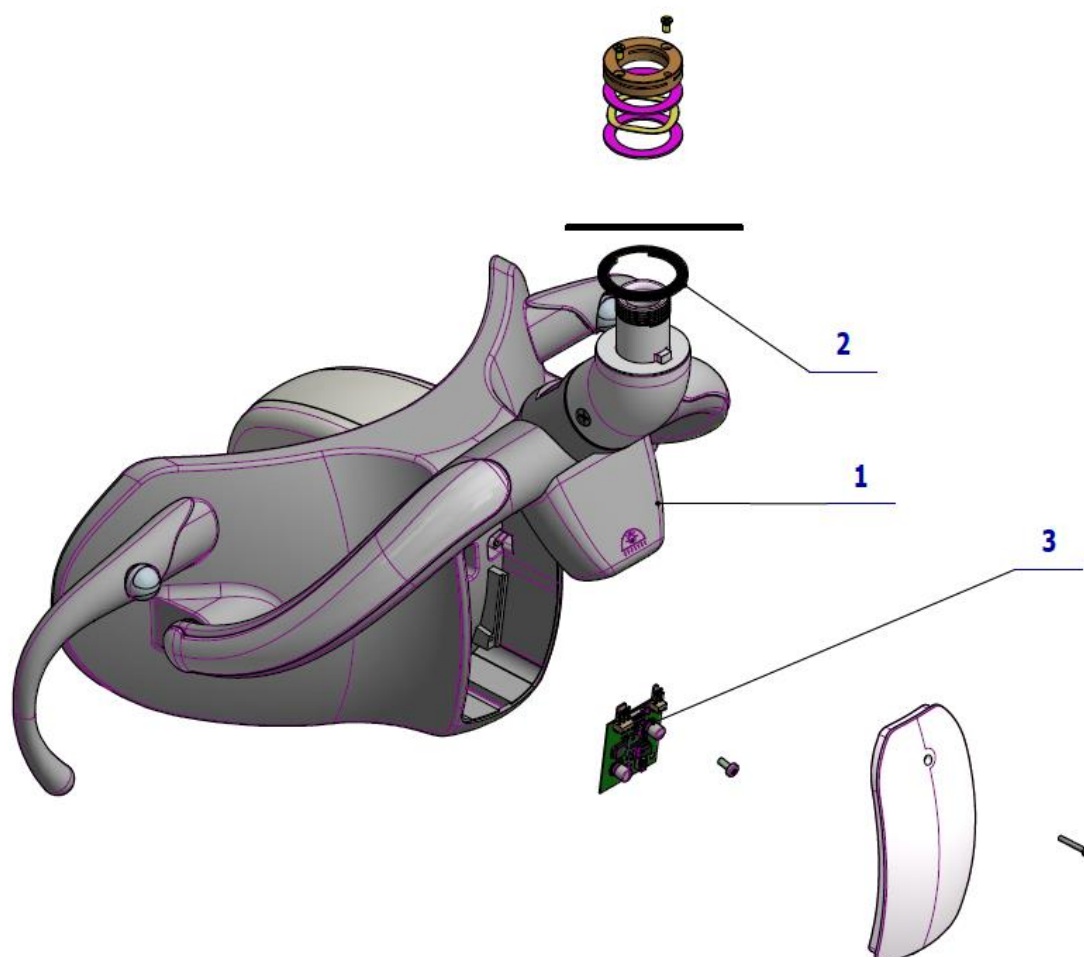


Pos.	Item no.	Product name	QTY	Unit	SP
001	V653-020-020-0	FIXED LIGHT ARM PAINTED / WHT2_MATTE	OPTIONAL	PC.	
001	V653-020-020-0	FIXED LIGHT ARM PAINTED / WHT_MATTE	OPTIONAL	PC.	
002	V653-020-025-0	COVER / WHT2_MATTE		PC.	
002	V653-020-025-0	COVER / WHT_MATTE		PC.	
003	V653-020-003-0	CENTRAL POST BRAKE	1.00	PC.	
004	V653-020-004-0	PANTOGRAPHS ARM STUD BRAKE	1.00	PC.	
005	V653-020-005-0	SLIDE WASHER	1.00	PC.	
006	ME309542.008	SCREW M 5x20	4.00	PC.	
007	ME309542.005	SCREW M 5x16	4.00	PC.	
008	ME307991.023	SCREW M 3X8	6.00	PC.	
014	V653-020-016-0	PIN WITH HOLE	1.00	PC.	
015	V653-020-017-0	SAFETY PIN	1.00	PC.	
016	ME309543.076	SCREW M 3x8	2.00	PC.	
017	V653-020-010-0	BRAKE	1.00	PC.	
019	ME311218.002	WASHER P 8	1.00	PC.	
021	V653-020-014-0	ROD COMPLETE	1.00	PC.	
022	ME311565.035	PIN P 8m6X20 CYLINDRICAL	2.00	PC.	
023	ME337500.013	GAS SPRING H9 N9 – 6 2 040 290 001 550N	1.00	PC.	
024	V653-020-007-1	PANTOGRAPHS LIGHT STUD, COMPLETE	1.00	PC.	
025	V653-020-013-0	DISTANCE RING	2.00	PC.	
026	V653-020-012-0	PIN STUD	1.00	PC.	
027	ME321822.193	ENDING COVER PANTOGRAPHS LIGHT	OPTIONAL	PC.	
027	V653-020-101-0	ENDING COVER PANTOGRAPHS LIGHT / WHT_MATTE	OPTIONAL	PC.	
027	V653-020-101-0	ENDING COVER PANTOGRAPHS LIGHT / WHT2_MATTE	OPTIONAL	PC.	
028	ME321822.192	STUDS COVER PANTOGRAPHS LIGHT	OPTIONAL	PC.	
028	V653-020-100-0	STUDS COVER PANTOGRAPHS LIGHT / WHT_MATTE	OPTIONAL	PC.	
028	V653-020-100-0	STUDS COVER PANTOGRAPHS LIGHT / WHT2_MATTE	OPTIONAL	PC.	
029	ME311733.011	SAFETY RING P 25	1.00	PC.	
031	V653-020-031-1	ARM FARO PAINTED / WHT2_MATTE	OPTIONAL	PC.	
031	V653-020-031-1	ARM FARO PAINTED / WHT_MATTE	OPTIONAL	PC.	
032	ME273114.051	STOP FOR FARO	1.00	PC.	
034	V653-020-022-2	COVER PLATE PANTOGRAPHS LIGHT FARO / WHT2_MATTE	OPTIONAL	PC.	
034	V653-020-022-2	COVER PLATE PANTOGRAPHS LIGHT FARO / WHT_MATTE	OPTIONAL	PC.	
035	V653-020-033-0	SLEEVE FARO	1.00	PC.	
038	V653-020-035-0	BRAKE PLATE	1.00	PC.	
040	ME309543.109	SCREW M 3X5	2.00	PC.	
041	ME323427.038	RING A 08 KU 8,15_18x1,0mm	1.00	PC.	
042	ME311101.002	NUT M8 BN 241 ZB	1.00	PC.	
043	ME311101.004	SCREW M8x30	1.00	PC.	
902	ME374100.101	LIGHT CABLE 5x0.34 – 3.00m	1.00	PC.	

PZ_22_075_6/1/2022

4 – LIGHT FARO MAIA – A653-901-001-0

Item no.	Product name	SP
A653-901-001-0 – K-001	LIGHT FARO MAIA	X

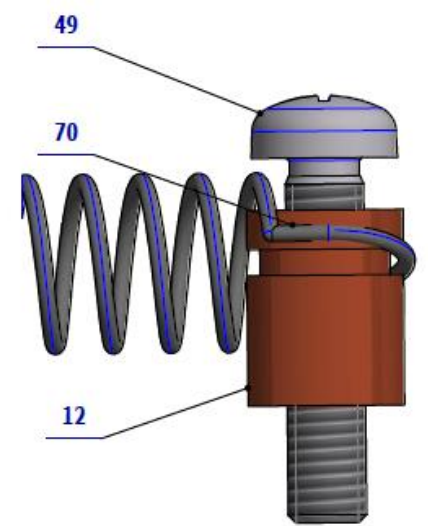
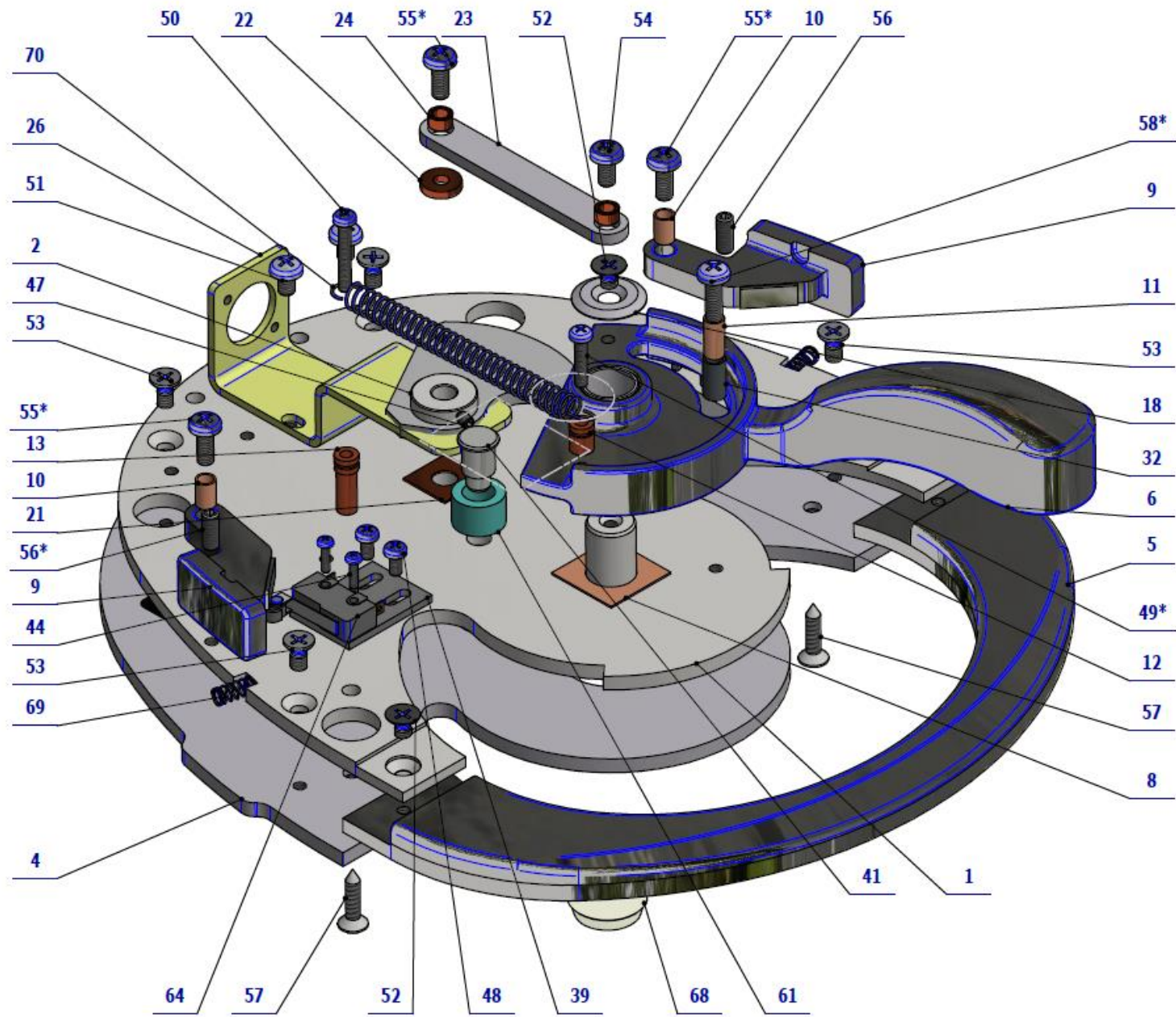


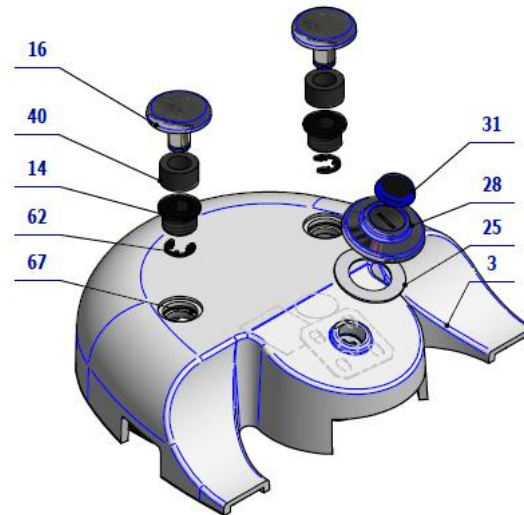
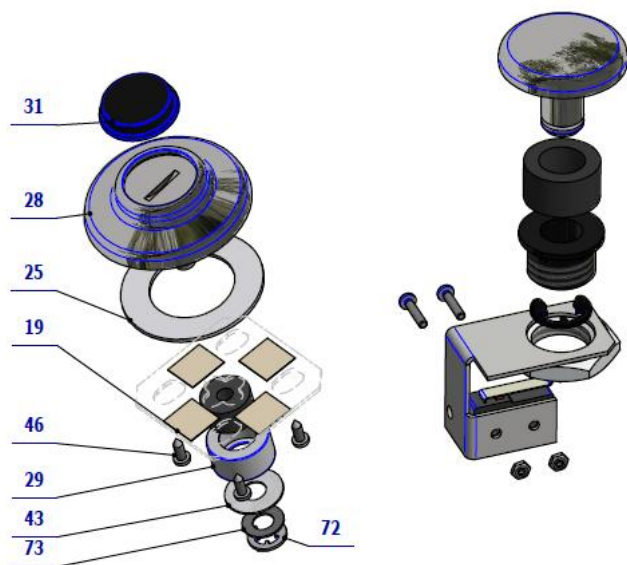
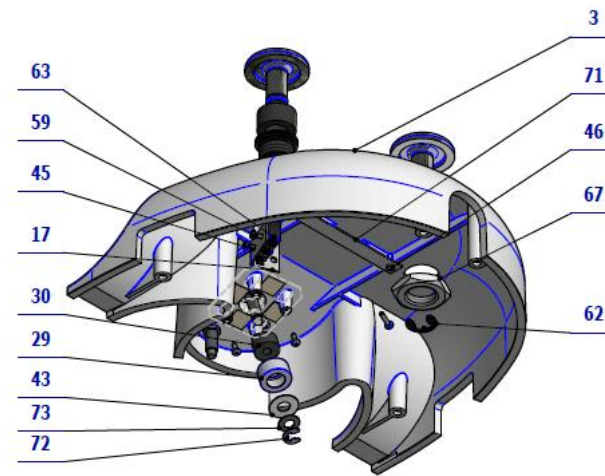
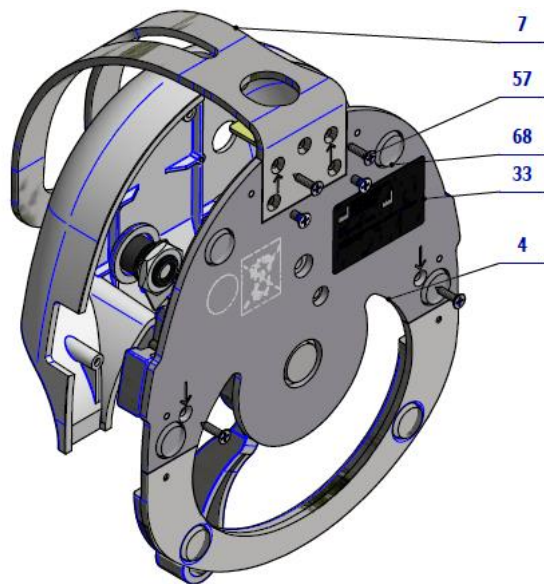
I FOOT CONTROLLERS

I1 CABLE FOOT CONTROLLERS

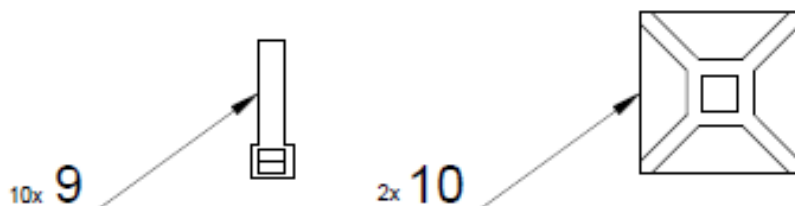
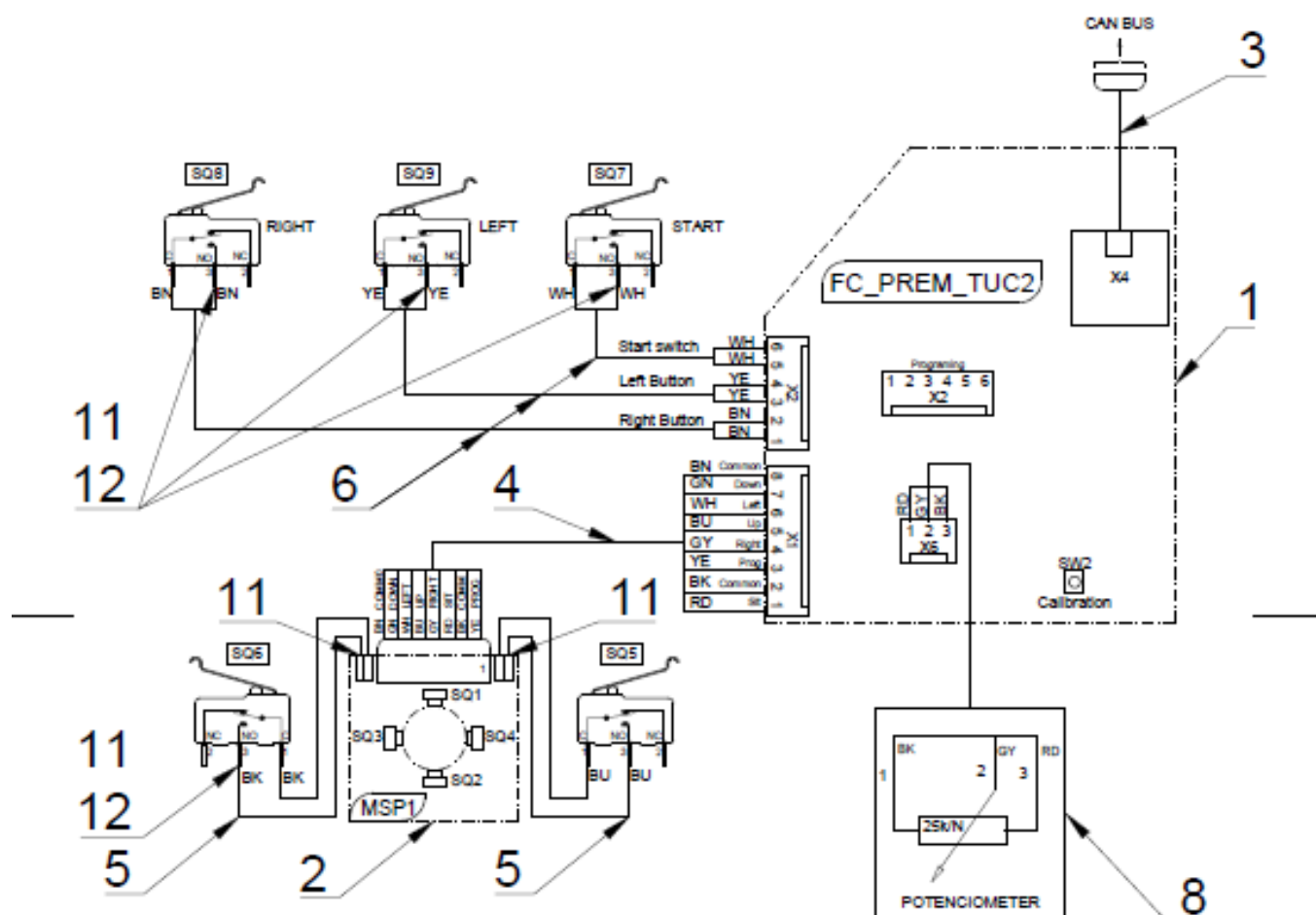
1 - UNIVERSAL FOOT CONTROLLER (UNO) – A653-010-001-0

Item no.	Product name	SP
A653-010-001-0_K-001	UNIVERSAL FOOT CONTROLLER (UNO)/ WHT_MATTE	X
A653-010-001-0_K-005	UNIVERSAL FOOT CONTROLLER (UNO)/ WHT2_MATTE	X

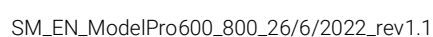




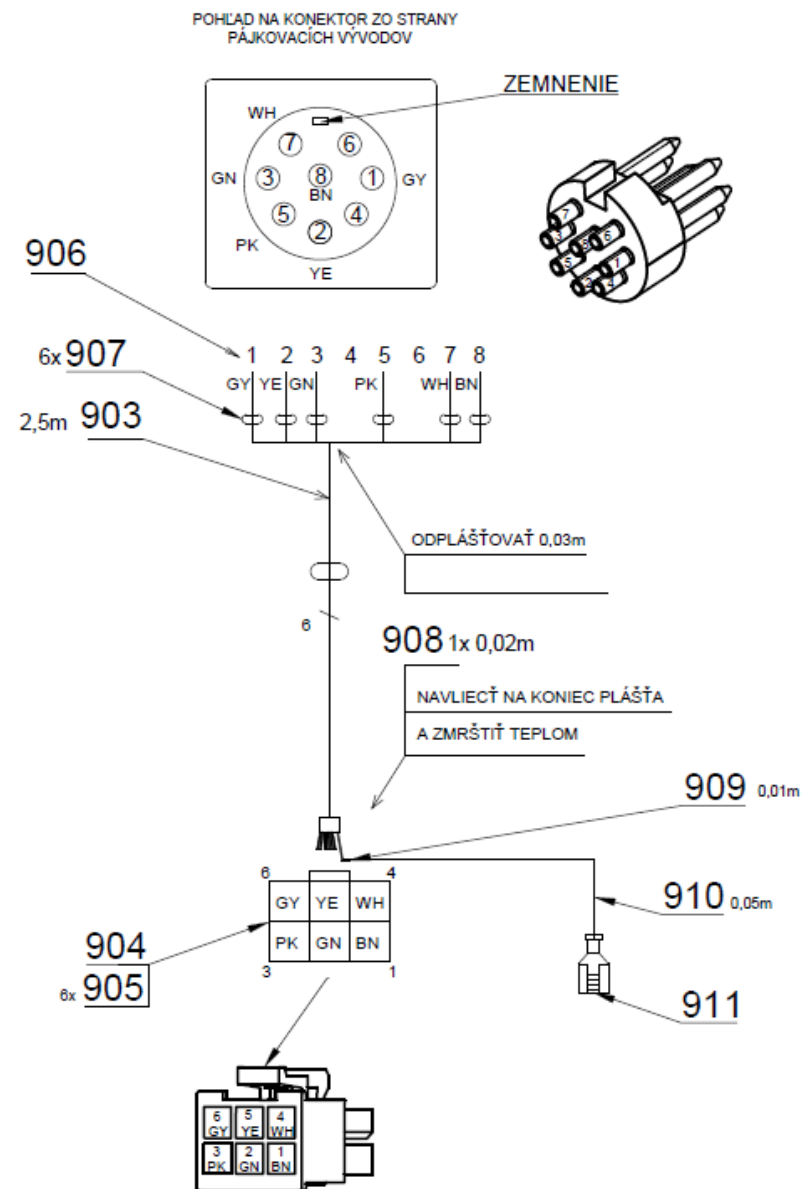
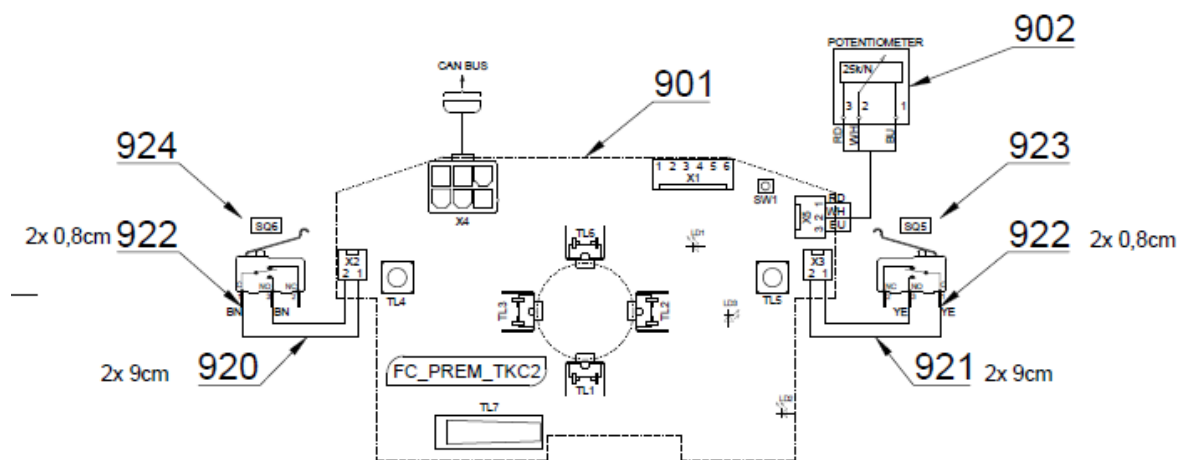
BK - Black (čierna)
 BN - Brown (hnedá)
 BU - Blue (modrá)
 GN - Green (zelená)
 GNYE - Green/Yellow
 GY - Grey (sivá)
 OG - Orange (oranžová)
 PK - Pink (ružová)
 RD - Red (červená)
 VT - Violet (fialová)
 WH - White (biela)
 YE - Yellow (žltá)



Funkcia mikrosplínačov pre ovládanie kresla:
 SQ1 - pohyb kresla smerom hore
 SQ2 - pohyb kresla smerom dole
 SQ3 - pohyb operadla smerom do zadu
 SQ4 - pohyb operadla smerom do predu
 SQ5 - zápis programových polôh kresla
 SQ6 - nasadacia poloha
 Funkcia mikrosplínačov pre ovládanie dentálnej súpravy:
 SQ7 - štart / oplach misy
 SQ8 - chipblower / napúšťanie pohára
 SQ9 - sprej / revertz



BK - Black (čierna)
BN - Brown (hneda)
BU - Blue (modrá)
GN - Green (zelená)
GNYE - Green/Yellow
GY - Grey (sivá)
OG - Orange (oranžová)
PK - Pink (ružová)
RD - Red (červená)
VT - Violet (fialová)
WH - White (biela)
YE - Yellow (žltá)



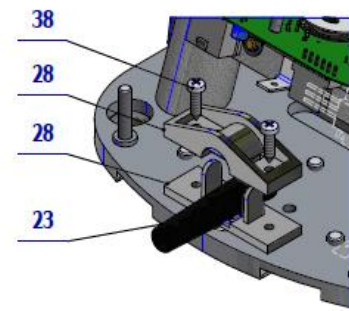
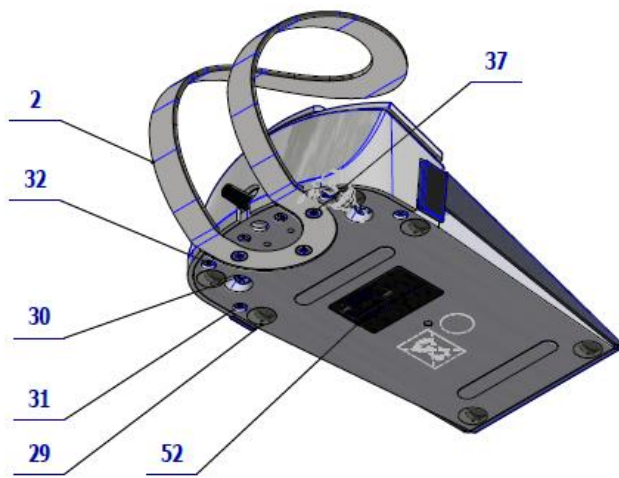
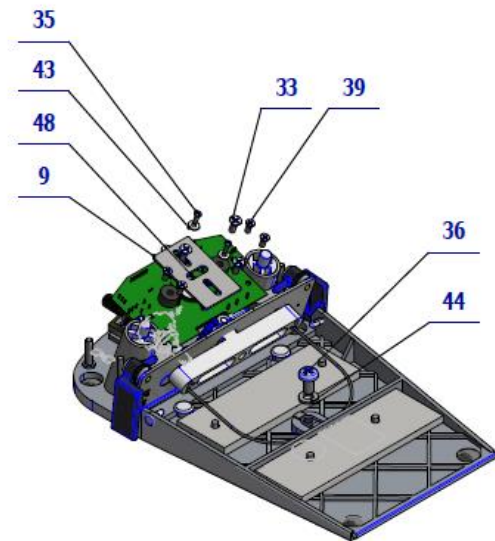
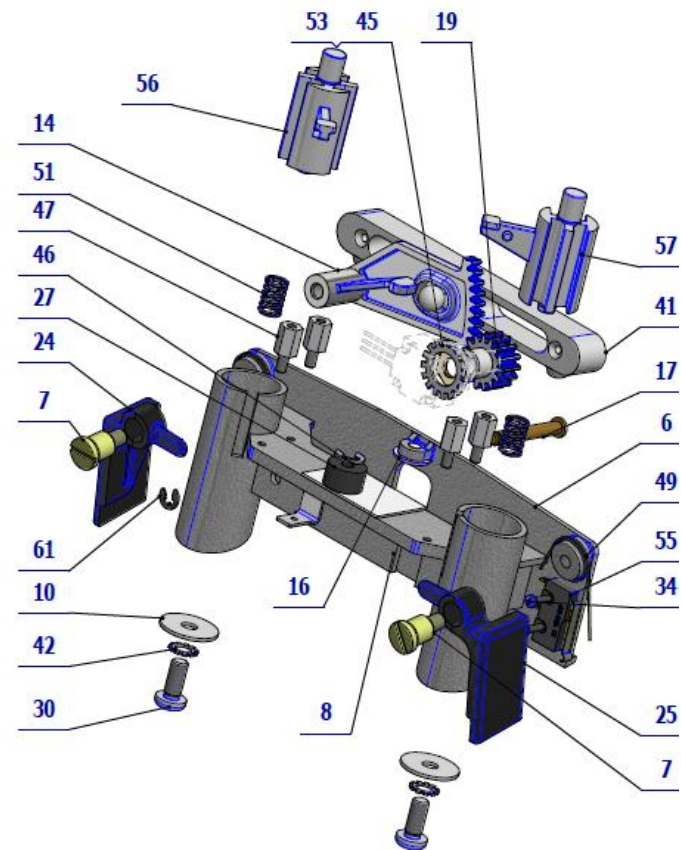
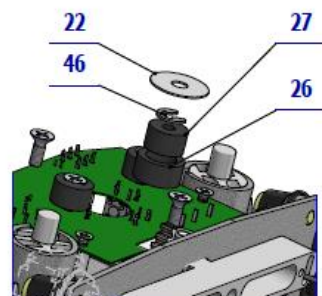
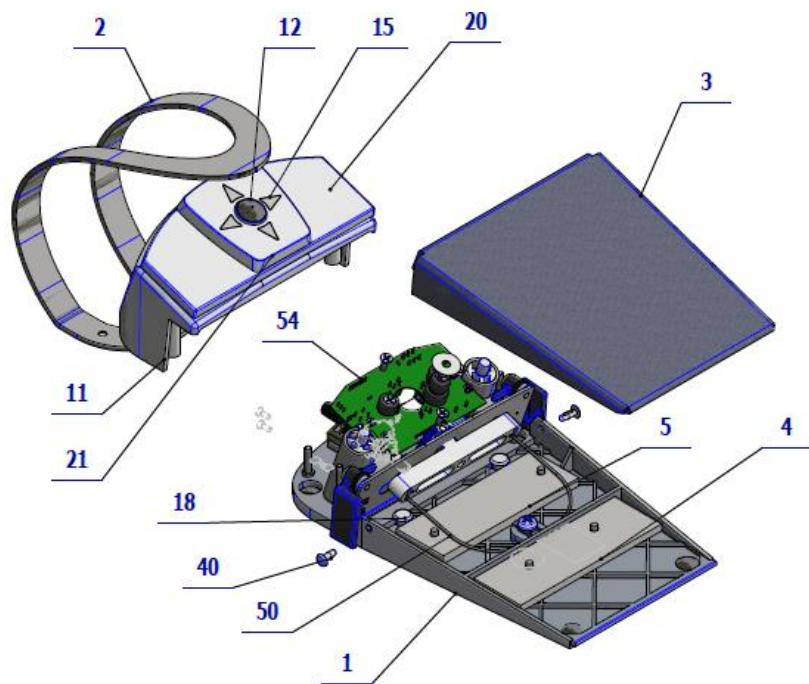
Pos	Item no.	Product name	QTY	Unit	SP
001	V617.30-01-00	BASIC UNO CONTROLLER	1.00	PC.	X
002	V617.30-02-00	POTENTIOMETER ARM	1.00	PC.	X
003	V653-910-001-0	DRIVER COVER / WHT_MATTE	OPTIONAL	PC.	X
003	V653-910-001-0	DRIVER COVER / WHT2_MATTE	OPTIONAL	PC.	X
004	V617.30-00-04.1	LOAD-BEARING PLATE	1.00	PC.	X
005	V617.30-00-05.1	STEP PLATE	1.00	PC.	X
006	V617.30-00-06.2	UNO CONTROL LEVER	1.00	PC.	X
007	V617.30-00-07	FOOT CONTROLLER CARRIER	1.00	PC.	X
008	V617.30-00-08	LEVER SLIP WASHER	1.00	PC.	X
009	V617.30-00-09	SWITCH LEVER	2.00	PC.	X
010	V617.30-00-10	SWITCH LEVER BUSHING	2.00	PC.	X
011	V617.30-00-11	STOP POST	1.00	PC.	X
012	V617.30-00-12.1	SPRING POST SHORT	1.00	PC.	X
013	V617.30-00-13.1	SPRING POST LONG	1.00	PC.	X
014	V617.30-00-14	BUTTON BUSHING	2.00	PC.	X
016	V617.30-00-16	CONTROL BUTTON	2.00	PC.	X
017	V617.30-00-17	MICROSCOPE BUTTON HOLDER	2.00	PC.	X
018	V617.30-00-18	LEVER WASHER	1.00	PC.	X
019	V617.30-19-00	JOYSTICK CROSS AND SLIDING STRIP	1.00	PC.	X
021	V617.30-00-21	POTENTIOMETER ARM WASHER	1.00	PC.	X
022	V617.30-00-22	SPACING BUSHING	1.00	PC.	X
023	V617.30-00-23	ARM ROD	1.00	PC.	X
024	V617.30-00-24	ROD BUSHING	2.00	PC.	X
025	V617.30-00-25	JOYSTICK WASHER	1.00	PC.	X
026	V617.30-00-26	POTENTIOMETER HOLDER	1.00	PC.	X
028	V617.30-00-28	JOYSTICK CONTROLLER	1.00	PC.	X
029	V617.30-00-29.1	COLLAR	1.00	PC.	X
030	ME273114.025	FOAM SPRING 4x12	1.00	PC.	X
031	ME273141.015	BUMPER BUMPON SJ 5744 BLACK	1.00	PC.	X
032	V617.30-00-32	STOP COVER	2.00	PC.	X
033	V617.30-00-33	LABEL FC	1.00	PC.	X
039	V606.05-00-04	MICROSWITCH HOLDER	2.00	PC.	X
040	ME273114.030	SEAL Ø18x11 x 10	2.00	PC.	X
041	V617.30-00-41	STOP PIN	1.00	PC.	X
043	V617.30-00-43	JOYSTICK LEVER WASHER	1.00	PC.	X
044	ME309251.101	SCREW M 2X8	4.00	PC.	
045	ME309255.071	SCREW M 2X10	4.00	PC.	
046	ME309285.066	SCREW P 2,5X6 ECO SYN	5.00	PC.	X
047	ME309281.090	SCREW M 3X5	1.00	PC.	
048	ME309255.051	SCREW M 3X6	6.00	PC.	
049	ME309255.074	SCREW M 3X14	1.00	PC.	
050	ME309255.075	SCREW M 3X20	1.00	PC.	
051	ME309255.073	SCREW M 4X6	2.00	PC.	
052	ME309251.069	SCREW M 4X6	3.00	PC.	
053	ME309543.070	SCREW M 4X8	6.00	PC.	
054	ME309543.068	SCREW M 4X8	1.00	PC.	
055	ME309255.044	SCREW M 4X10	3.00	PC.	
056	ME309287.021	SCREW M 4X10	2.00	PC.	
057	ME309285.069	SCREW P 4X16 ECO SYN	4.00	PC.	X
058	ME309255.069	SCREW M 4X14	1.00	PC.	
059	ME311120.081	NUT M 2	4.00	PC.	
060	ME311280.005	WASHER P 5,3	2.00	PC.	
061	V617.30-00-61	CONTROL LEVER STOP	1.00	PC.	X
062	ME311732.007	LOCK RING P 7 ZN	2.00	PC.	
063	ME374415.031	MICROSWITCH OMRON SS-5GL 13	2.00	PC.	X
064	ME374415.015	MICROSWITCH OMRON SS-5GL2	2.00	PC.	X
067	ME319428.196	NUT M16X1,5 LASTIC	2.00	PC.	
068	ME321200.022	BUMPER BUMPON SJ5344 P19x4mm	6.00	PC.	X
069	ME315170.059	PRUZINA TL 0400X044X0117	2.00	PC.	X

070	ME315170.066	SPRING TZ0630x0069x0372	1.00	PC.	X
071	V617.30-00-71	FLAT FUSE	1.00	PC.	
072	ME311732.004	LOCK RING P 4 ZN	1.00	PC.	
073	ME315000.099	PLATE WASHER	1.00	PC.	
901	V606.05-00-04	MICROSWITCH HOLDER	1.00	PC.	X
902	ME309251.101	SCREW M 2X8	2.00	PC.	
903	ME374415.015	MICROSWITCH OMRON SS-5GL2	1.00	PC.	
904	ME309543.070	SCREW M 4X8	1.00	PC.	
905	A653-010-900-0	EL. INST. NO UNO / EL. INST. NO UNO	1.00	PC.	X
906	ME735010.037	SYMBOL UNO 5	1.00	PC.	
907	ME309255.097	SCREW M 3x10	2.00	PC.	
908	ME371418.009	SPACER POST KDR 05	2.00	PC.	X

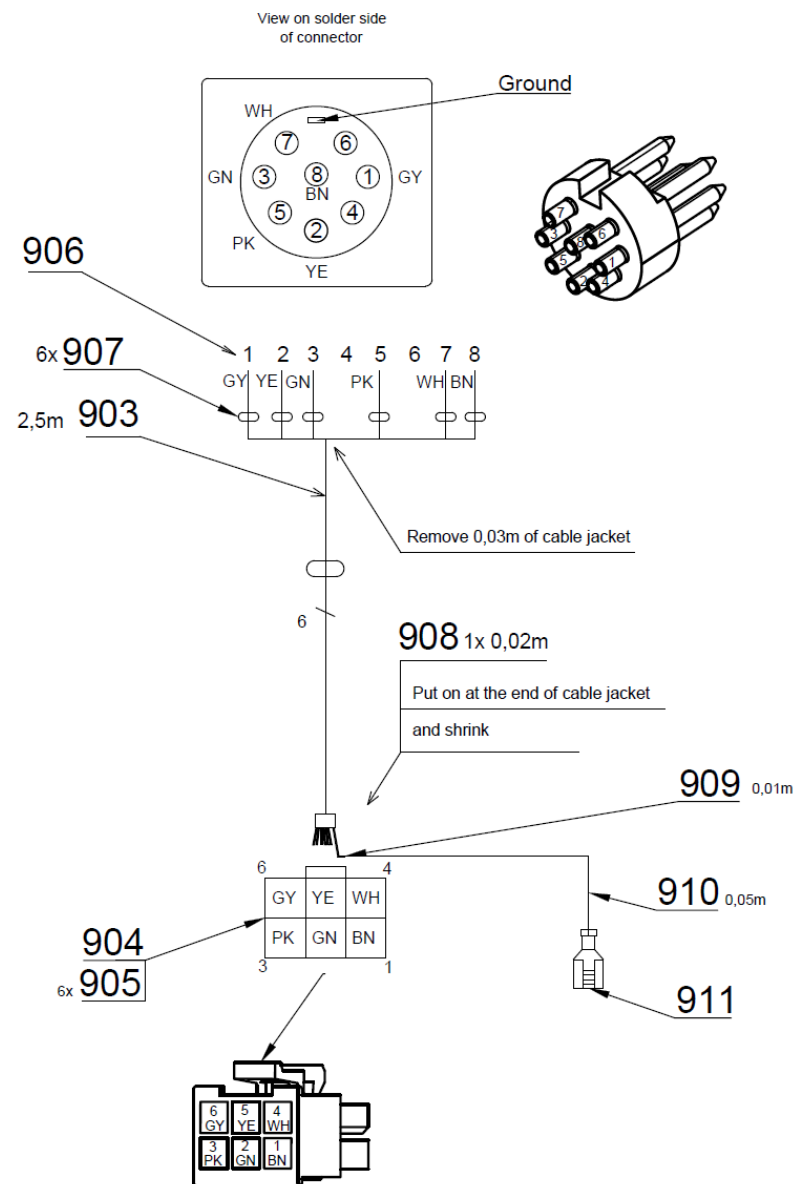
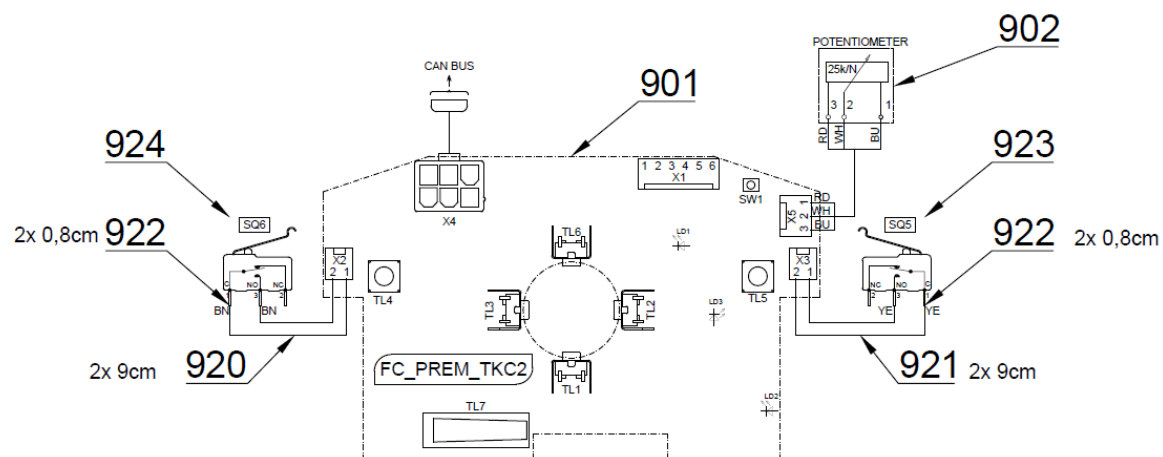
10/9/2021

2 - COMBINED FOOT CONTROLLER (NOK) – A653-011-001-0

Item no.	Product name	SP
A653-011-001-0_K-001	COMBINED FOOT CONTROLLER (NOK)	X



BK - Black
BN - Brown
BU - Blue
GN - Green
GNYE - Green/Yellow
GY - Grey
OG - Orange
PK - Pink
RD - Red
VT - Violet
WH - White
YE - Yellow



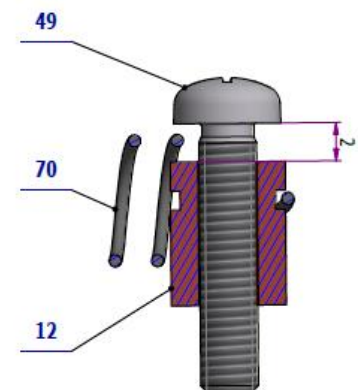
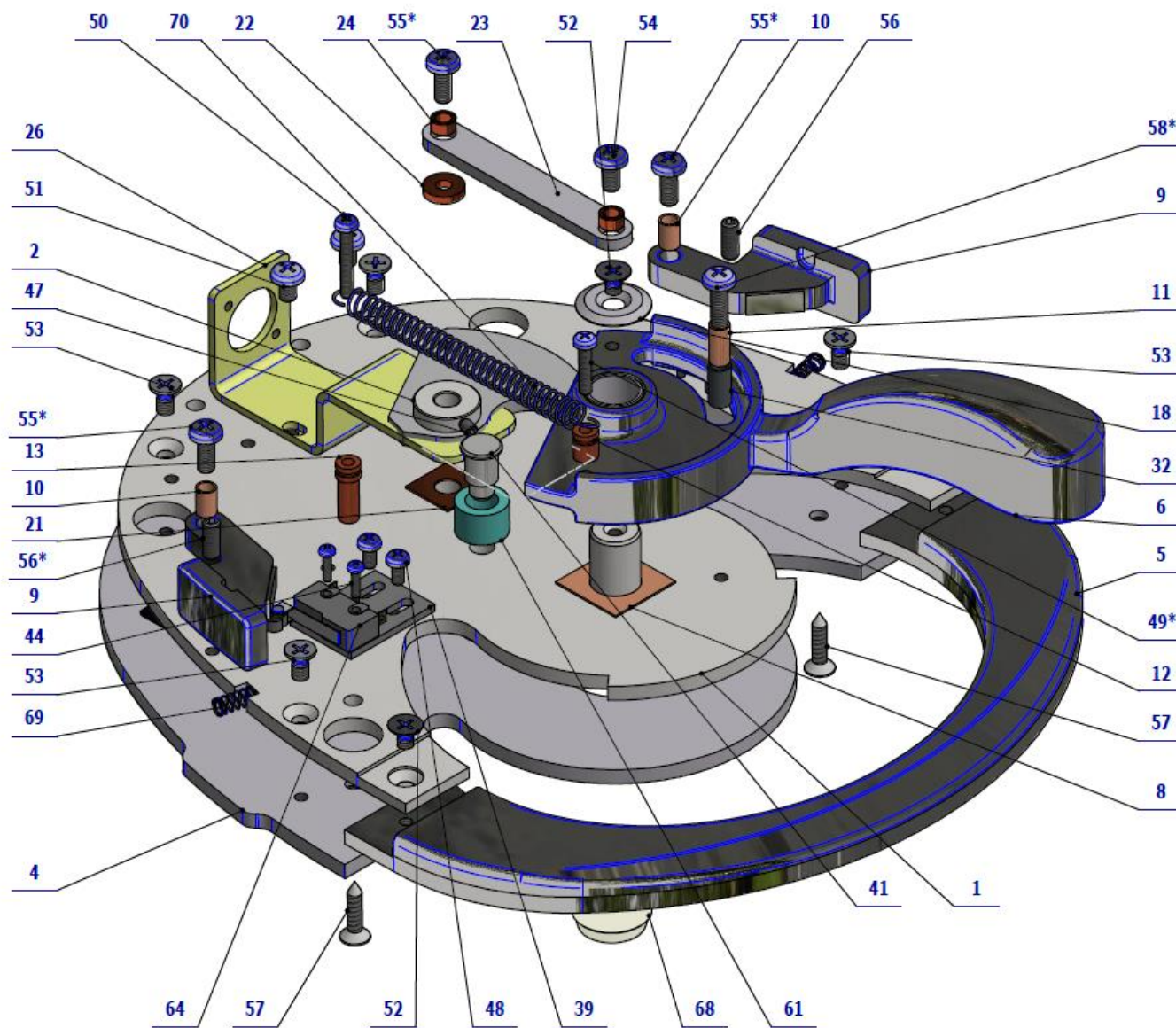
Pos.	Item no.	Product name	QTY	Unit	SP
001	V606.04-01-00.1	BOARD - ASSEMBLY / WHT1	1.00	PC.	X
002	V606.04-02-00.1	HOLDER – ASSEMBLY	1.00	PC.	X
004	V606.04-04-00	PEDAL	1.00	PC.	X
005	V606.04-05-00.1	COVER – ASSEMBLY	1.00	PC.	X
026	V606.04-00-26	COVER	2.00	PC.	X
032	ME309255.041	SCREW M 5X12	2.00	PC.	
033	ME311214.003	WASHER P 5,3	2.00	PC.	
034	ME309255.079	SCREW M 4X40	2.00	PC.	
035	ME309255.080	SCREW M 4X22	2.00	PC.	
901	ME374000.454	MODUL FC_PREM_TKC2	1.00	PC.	X
902	ME371255.005	POTENCIOMETER BLUE 25K/N 6mm	1.00	PC.	X
903	ME341413.046	CABLE Li-2YCY; 3x2x0,22mm2	2.50	M	X
904	ME345571.063	CONECTOR MOLEX 39-01-2065	1.00	PC.	
905	ME345571.052	CONTACT MX-5556-T2L	6.00	PC.	
906	ME374522.042	CONECTOR DELTRON 610-0800	1.00	PC.	X
907	ME243422.003	INSULATING TUBE.P1,6 TRANSPARENT	0.02	M	
908	ME243422.004	INSULATING TUBE.P6,4	0.02	M	
909	ME243422.006	INSULATING TUBE. P3,2	0.01	M	
910	ME341418.007	WIRE HO5V-K 1X1 GNYE	0.05	M	X
911	ME345571.032	FASTON 6,3 0,5-1mm2 MDP3	1.00	PC.	
920	ME341419.003	WIRE LiY 0,25 BN - 4126003S	0.18	M	X
921	ME341419.004	WIRE LiY 0,25 YE - 4126005S	0.18	M	X
922	ME343421.011	INSULATING TUBE PVC 2,5X0,5 BLACK	0.03	M	
923	V400.01-00-61	LABEL SQ5		PC.	
924	V400.01-00-62	LABEL SQ6		PC.	
930	ME735010.028	SYMBOL NOK 2	1.00	PC.	

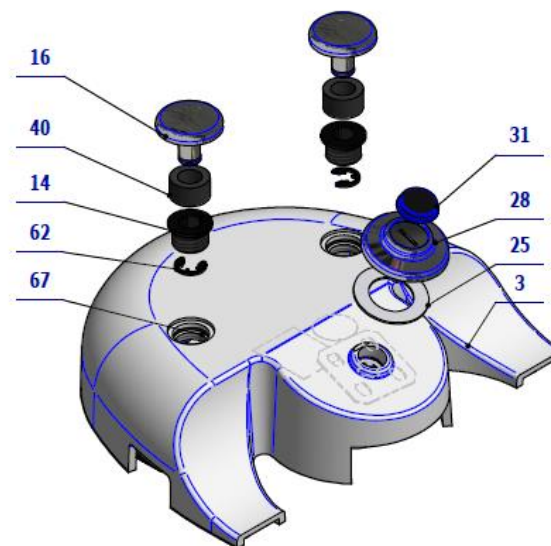
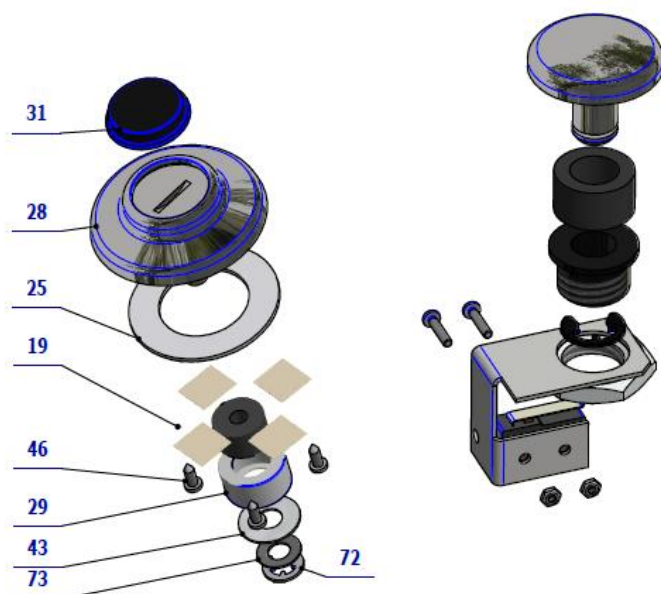
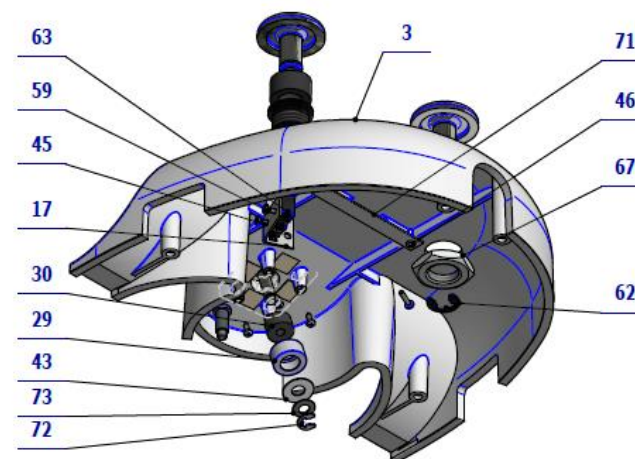
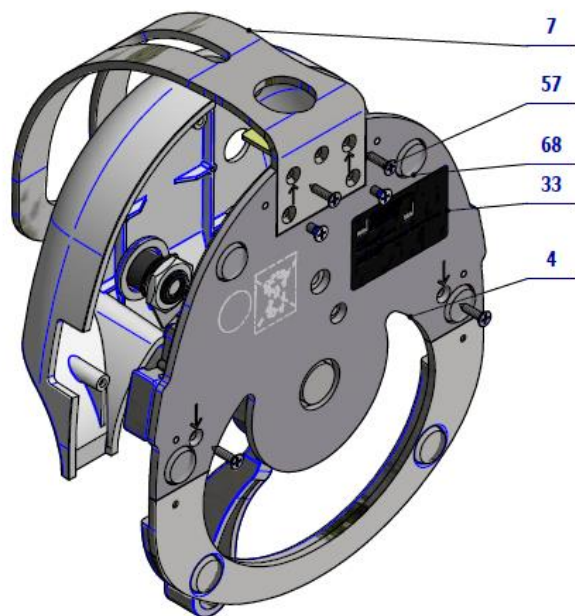
PZ_21_165_OS_12/21/2021

I2 WIRELESS FOOT CONTROLLES

1 - UNIVERSAL FOOT CONTROLLER (UNO) RF – A653-010-002-0

Item no.	Product name	SP
A653-010-002-0_K-001	UNIVERSAL FOOT CONTROLLER (UNO)/ WHT_MATTE	X
A653-010-002-0_K-005	UNIVERSAL FOOT CONTROLLER (UNO)/ WHT2_MATTE	X






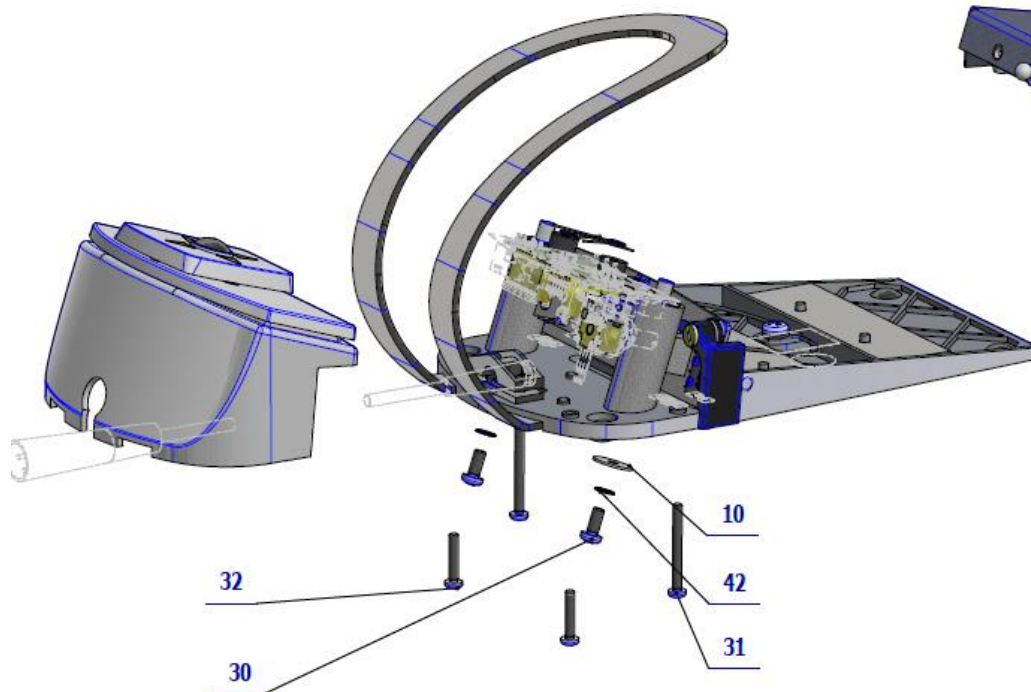
Pos.	Item no.	Product name	QTY	Unit	SP
001	V617.30-01-00	BASIC UNO CONTROLLER	1.00	PC.	X
002	V617.30-02-00	POTENTIOMETER ARM	1.00	PC.	X
003	V653-910-001-0	CONTROLLER COVER / WHT_MATTE	OPTIONAL	PC.	X
003	V653-910-001-0	CONTROLLER COVER / WHT2_MATTE	OPTIONAL	PC.	X
004	V617.30-00-04.1	LOAD-BEARING PLATE	1.00	PC.	X
005	V617.30-00-05.1	STEP PLATE	1.00	PC.	X
006	V617.30-00-06.2	UNO CONTROL LEVER	1.00	PC.	X
007	V617.30-00-07	FOOT CONTROLLER CARRIER	1.00	PC.	X
008	V617.30-00-08	LEVER SLIP WASHER	1.00	PC.	X
009	V617.30-00-09	SWITCH LEVER	2.00	PC.	X
010	V617.30-00-10	SWITCH LEVER BUSHING	2.00	PC.	X
011	V617.30-00-11	STOP POST	1.00	PC.	X
012	V617.30-00-12.1	SPRING POST, SHORT	1.00	PC.	X
013	V617.30-00-13.1	SPRING POST, LONG	1.00	PC.	X
014	V617.30-00-14	BUTTON BUSHING	2.00	PC.	X
016	V617.30-00-16	CONTROL BUTTON	2.00	PC.	X
017	V617.30-00-17	MICROSCOPE BUTTON HOLDER	2.00	PC.	X
018	V617.30-00-18	LEVER WASHER	1.00	PC.	X
019	V617.30-19-00	JOYSTICK CROSS AND SLIDING STRIP	1.00	PC.	X
021	V617.30-00-21	POTENTIOMETER ARM WASHER	1.00	PC.	X
022	V617.30-00-22	SPACING BUSHING	1.00	PC.	X
023	V617.30-00-23	ARM ROD	1.00	PC.	X
024	V617.30-00-24	ROD BUSHING	2.00	PC.	X
025	V617.30-00-25	JOYSTICK WASHER	1.00	PC.	X
026	V617.30-00-26.1	POTENTIOMETER HOLDER	1.00	PC.	X
028	V617.30-00-28	JOYSTICK CONTROLLER	1.00	PC.	X
029	V617.30-00-29.1	COLLAR	1.00	PC.	X
030	ME273114.025	FOAM SPRING, 4x12	1.00	PC.	X
031	ME273141.015	BUMPER, BUMPON SJ 5744, BLACK	1.00	PC.	X
032	V617.30-00-32	STOP COVER	2.00	PC.	X
033	V617.30-00-33	LABEL, N.O. ASSEMBLY	1.00	PC.	X
039	V606.05-00-04	MICRO SWITCH HOLDER	2.00	PC.	X
040	ME273114.030	SEAL Ø18x11x10	2.00	PC.	X
041	V617.30-00-41	STOP PIN	1.00	PC.	X
043	V617.30-00-43	JOYSTICK LEVER WASHER	1.00	PC.	X
044	ME309251.101	SCREW M 2X8	4.00	PC.	
045	ME309255.071	SCREW M 2X10	4.00	PC.	
046	ME309285.066	SCREW P 2,5X6 ECO SYN	5.00	PC.	X
047	ME309281.090	SCREW M 3X5	1.00	PC.	
048	ME309255.051	SCREW M 3X6	6.00	PC.	
049	ME309255.074	SCREW M 3X14	1.00	PC.	
050	ME309255.075	SCREW M 3X20	1.00	PC.	
051	ME309255.073	SCREW M 4X6	2.00	PC.	
052	ME309251.069	SCREW M 4X6	3.00	PC.	
053	ME309543.070	SCREW M 4X8	6.00	PC.	
054	ME309543.068	SCREW M 4X8	1.00	PC.	
055	ME309255.044	SCREW M 4X10	3.00	PC.	
056	ME309287.021	SCREW M 4X10	2.00	PC.	
057	ME309285.069	SCREW P 4X16 ECO SYN	4.00	PC.	X
058	ME309255.069	SCREW M 4X14	1.00	PC.	
059	ME311120.081	NUT M 2	4.00	PC.	
060	ME311280.005	WASHER P 5,3	2.00	PC.	
061	V617.30-00-61	CONTROL LEVER STOP	1.00	PC.	X
062	ME311732.007	LOCK RING P 7 ZN	2.00	PC.	
063	ME374415.031	MICRO SWITCH, OMRON SS-5GL 13	2.00	PC.	X
064	ME374415.015	MICRO SWITCH, OMRON SS-5GL2	2.00	PC.	X
067	ME319428.196	NUT, M16X1.5 PLASTIC	2.00	PC.	
068	ME321200.022	BUMPER, BUMPON SJ5344 P19x4 mm	6.00	PC.	X

069	ME315170.059	SPRING, TL 0400X044X0117	2.00	PC.	X
070	ME315170.066	SPRING, TZ0630x0069x0372	1.00	PC.	X
071	V617.30-00-71	FLAT FUSE	1.00	PC.	
072	ME311732.004	LOCK RING P 4 ZN	1.00	PC.	
073	ME315000.099	PLATE WASHER	1.00	PC.	
901	V606.05-00-04	MICROSWITCH HOLDER	1.00	PC.	X
902	ME309251.101	SCREW M 2X8	2.00	PC.	
903	ME374415.015	MIKROSWITCH OMRON SS-5GL2	1.00	PC.	X
904	ME309543.070	SCREW M 4X8	1.00	PC.	
905	A653-010-901-0	EL. INST. NO RF UNO / EL. INST. NO RF UNO	1.00	PC.	X
906	ME735010.037	SYMBOL UNO 5	1.00	PC.	
907	ME309255.097	SCREW M 3x10	2.00	PC.	
908	ME371418.009	SPACER POST KDR 05	2.00	PC.	X
909	ME374000.464	CONNECTING CABLE FOR NO RF	1.00	PC.	X

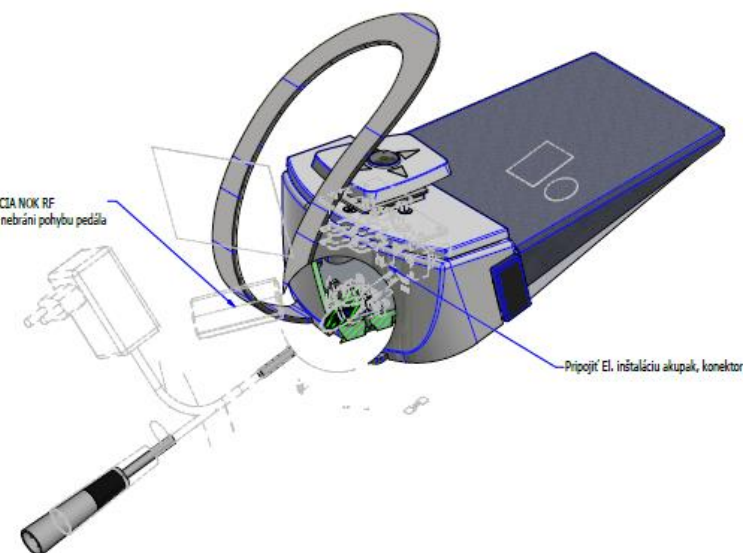
1/6/2021

2 - COMBINED FOOT CONTROLLER (NOK) RF – A653-011-002-0

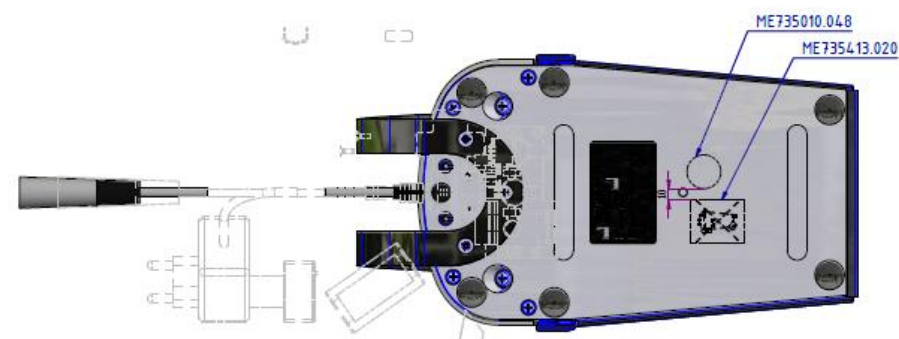
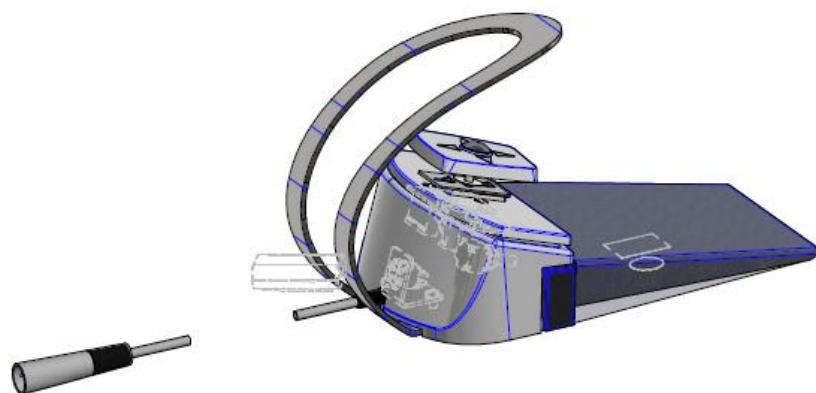
Item no.	Product name	SP
A653-011-002-0_K-001	COMBINED FOOT CONTROLLER (NOK) RF	X



V606.04-90-00.9 ELIŇSTALÁCIA NOK RF
Akupak nalepiť a odskúšať či nebráni pohybu pedála



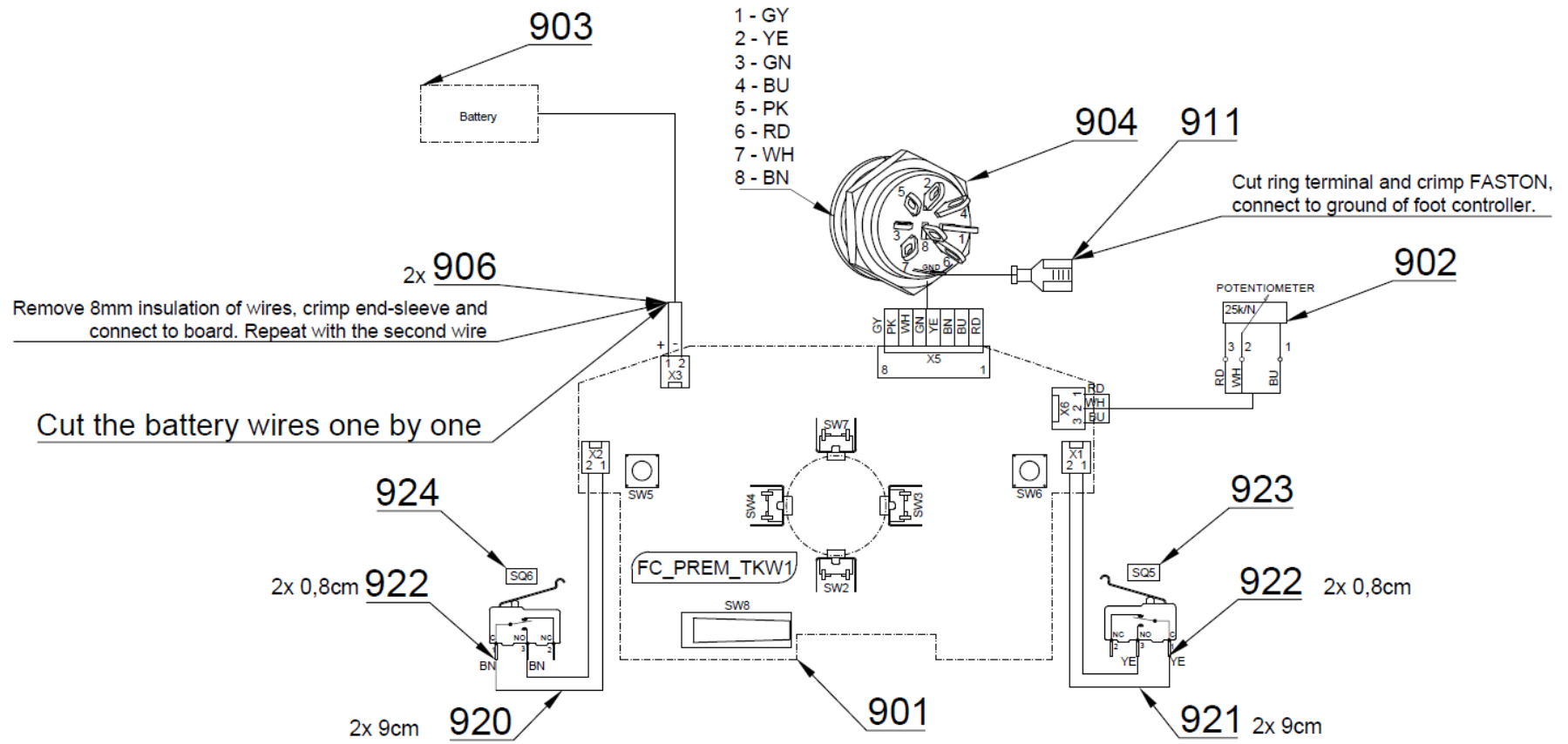
Pripojiť EI. inštaláciu akupak, konektor



ME735010.048

ME735413.020

BK - Black
BN - Brown
BU - Blue
GN - Green
GNYE - Green/Yellow
GY - Grey
OG - Orange
PK - Pink
RD - Red
VT - Violet
WH - White
YE - Yellow


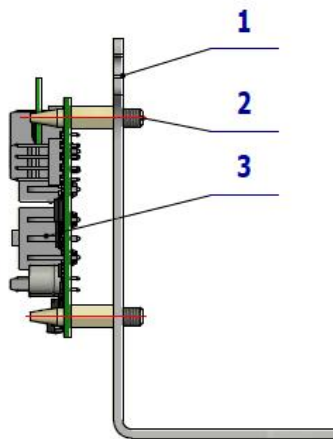


Pos.	Item no.	Product name	QTY	Unit	SP
001	V606.04-01-00.1	BOARD- ASSEMBLY / WHT1	1.00	PC.	X
002	V606.04-02-00.1	HOLDER - ASSEMBLY	1.00	PC.	X
004	V606.04-04-00	PEDAL – ASSEMBLY	1.00	PC.	X
005	V606.04-05-00.2	COVER – ASSEMBLY	1.00	PC.	X
026	V606.04-00-26	COVER	2.00	PC.	X
032	ME309255.041	SCREW M 5X12	2.00	PC.	
033	ME311214.003	WASHER P 5,3	2.00	PC.	
034	ME309255.079	SCREW M 4X40	2.00	PC.	
035	ME309255.080	SCREW M 4X22	2.00	PC.	
062	V617.30-00-26.2	CONNECTOR HOLDER	1.00	PC.	
064	ME309543.068	SCREW M 4X8	2.00	PC.	
901	ME374000.456	MODUL FC_PREM_TKW1	1.00	PC.	X
902	ME371255.005	POTENCIOMETER BLUE 25K/N 6mm	1.00	PC.	X
903	ME374000.396	AKUPAK 2x2500mAh	1.00	PC.	
904	ME374000.463	LINE DIN8 FOR NO	1.00	PC.	
905	ME374000.464	LINE CABEL FOR NO RF	1.00	PC.	
906	ME375000.003	INSULATED THREAD NITI 0,5X8WH	2.00	PC.	
911	ME345571.032	FASTON 6,3 0,5-1mm2 MDP3	1.00	PC.	
920	ME341419.003	WIRE LiY 0,25 BN - 4126003S	0.18	M	X
921	ME341419.004	WIRE LiY 0,25 YE - 4126005S	0.18	M	X
922	ME343421.011	INSULATED TUBE PVC 2,5X0,5 CIERNA	0.03	M	
923	V400.01-00-61	LABEL SQ5		PC.	
924	V400.01-00-62	LABEL SQ6		PC.	
930	ME735010.028	SYMBOLS NOK 2	1.00	PC.	

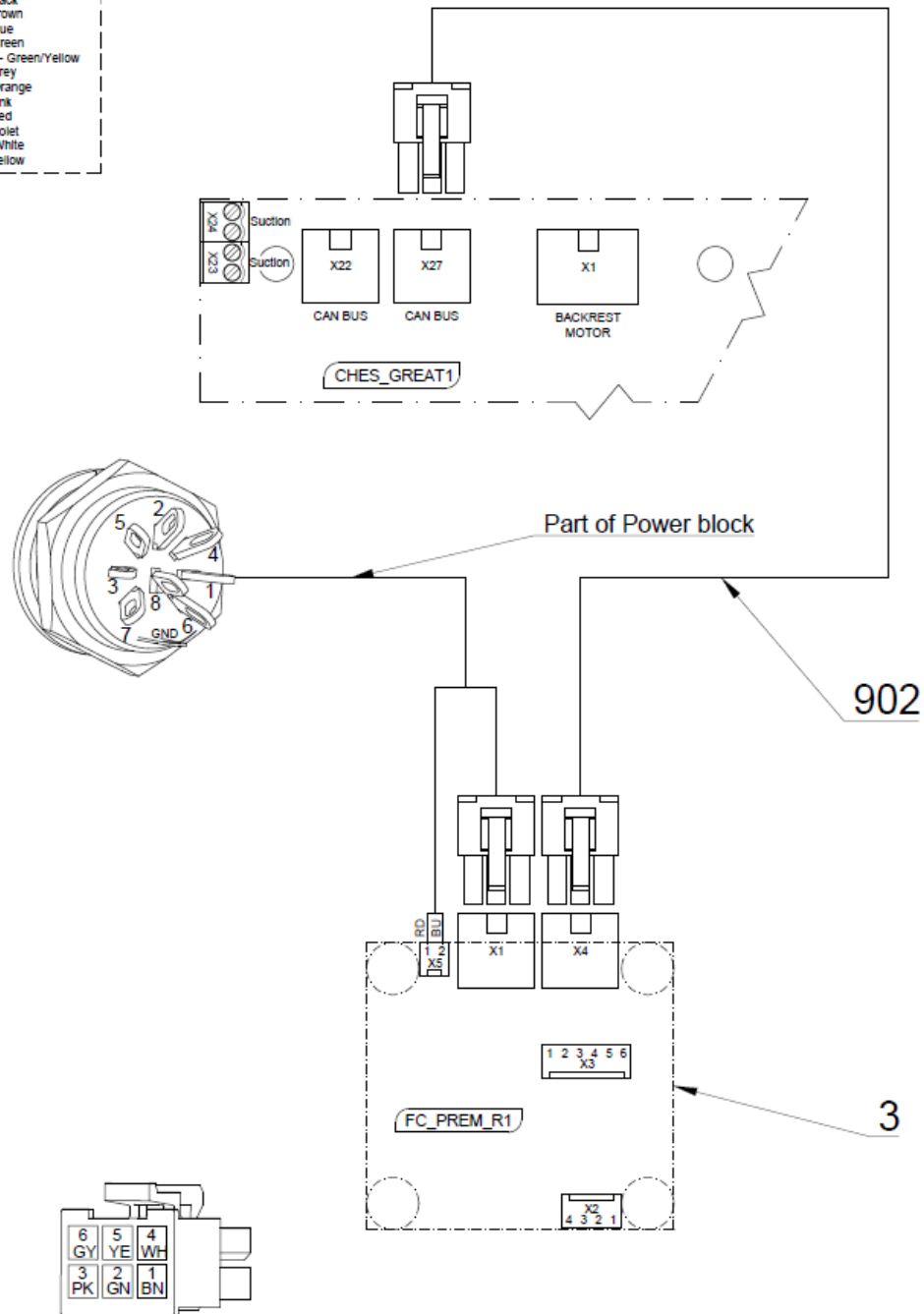
PZ_22_122/10/1/2022

3 - ACC. RF FC IN EB – A653-010-003-0

Item no.	Product name	SP
A653-010-003-0_K-001	ACC. RF FC IN EB	X



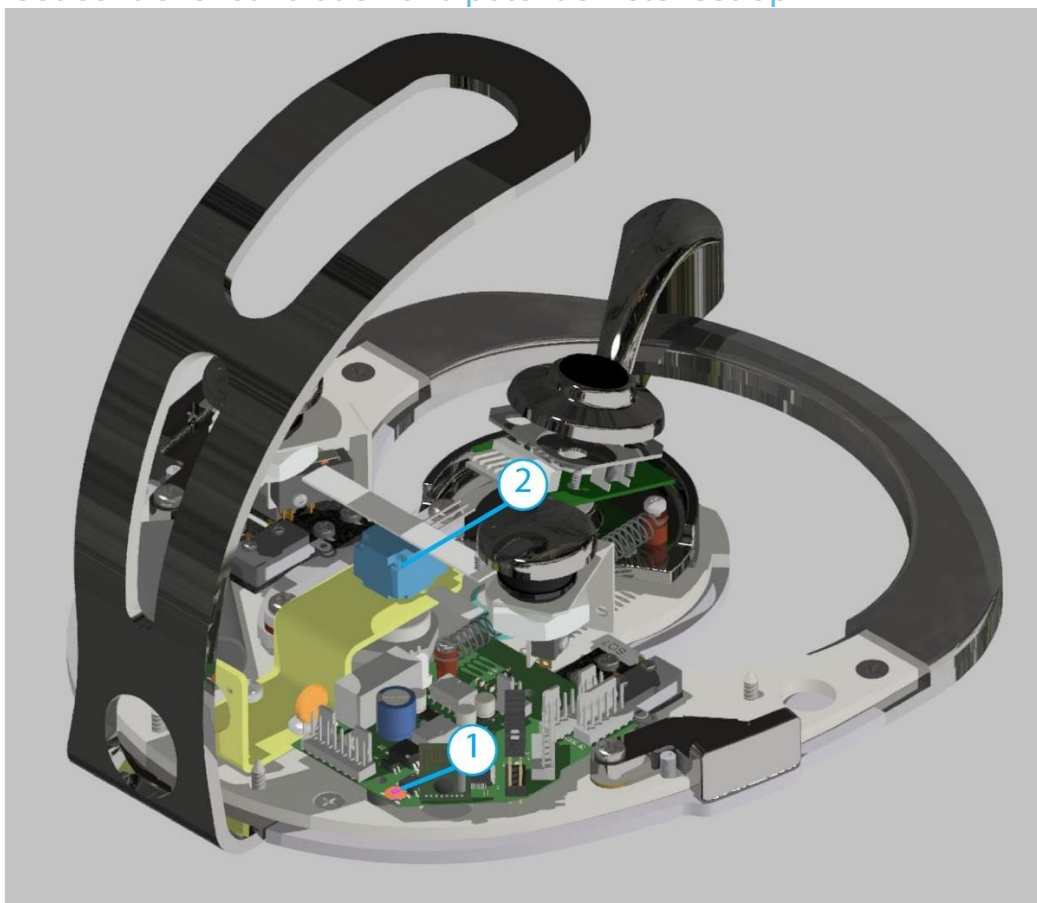
BK - Black
 BN - Brown
 BU - Blue
 GN - Green
 GNYE - Green/Yellow
 GY - Grey
 OG - Orange
 PK - Pink
 RD - Red
 VT - Violet
 WH - White
 YE - Yellow




Pos.	Item no	Product name	QTY	Unit	SP
001	V653-002-001-0	SOURCE CONSOLE	1.00	PC.	
002	ME371418.026	SPACER L=9,5	4.00	PC.	
003	ME374000.467	MODULE FC_PREM_R	1.00	PC.	
902	ME374100.082	CABLE CAN 0.5m	1.00	PC.	

PZ_21_032_OS_6/3/2021

I1 – Foot controller calibration and potentiometer set-up





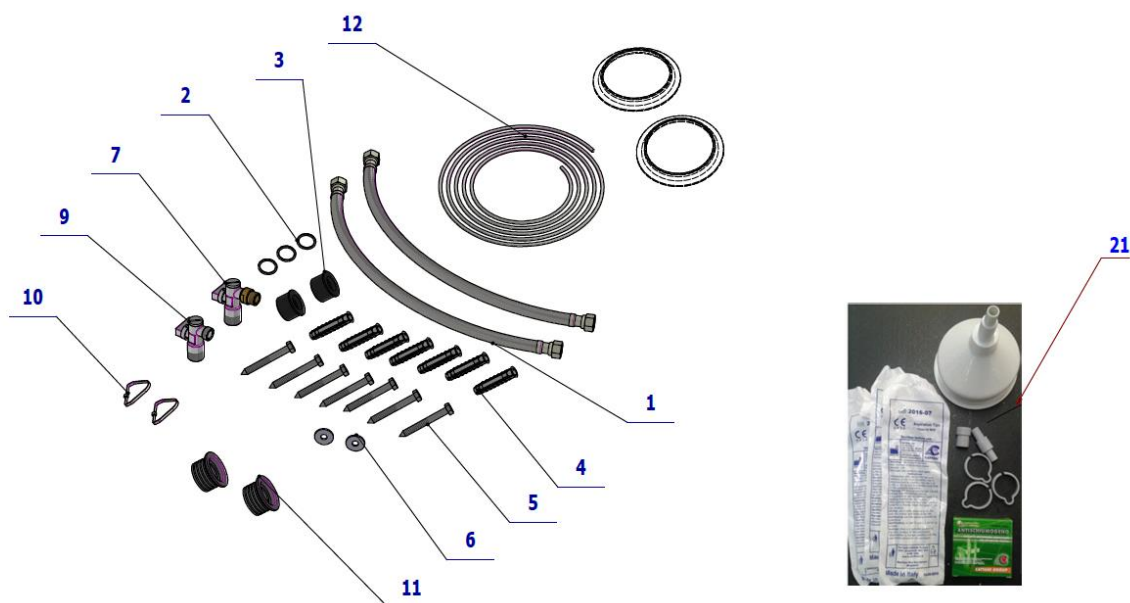
- Prior to calibration, ensure the foot controller is connected to the battery (3) and the potentiometer (2),
- Calibration is performed when the button (1) is activated. The controller must be moved through its full range of motion during this time. Press the button (1) to save the calibration movement (i.e. step on the pedal if the foot controller has a pedal).

Setting sufficient play on both sides is critical when adjusting the potentiometer.

J OTHERS

1- PARTS FOR THE INSTALATION – A655-110-001-0

Item no.	Product name	SP
A655-110-001-0_K-001	PARTS FOR THE INSTALATION	X

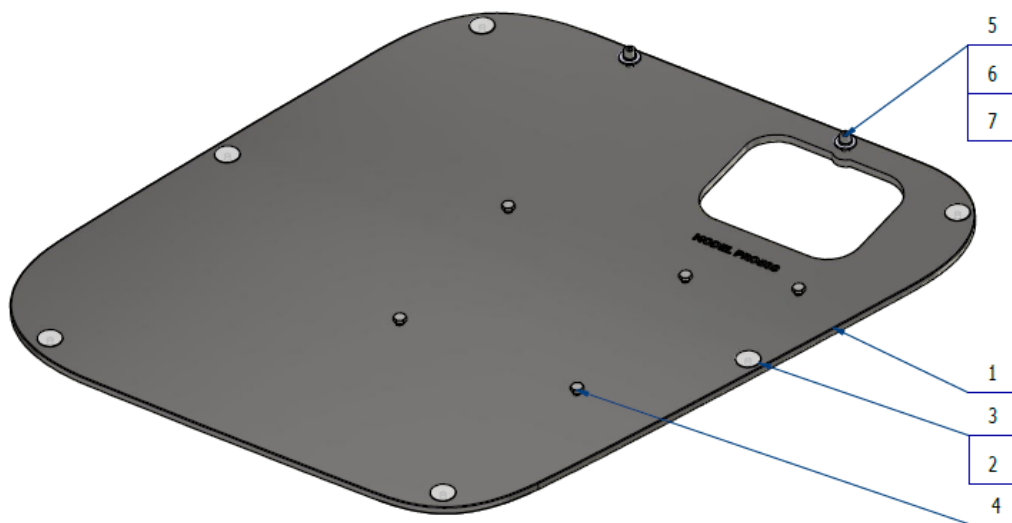


Pos.	Item no.	TY	QTY	Unit	SP
001	ME286000.007	HOSE FLEXI 40CM 3/8"-3/8"FF	2.00	PC.	
002	ME273110.010	O RING P 19,6x2,3 NBR80	3.00	PC.	
003	V600.0-01-09	WASTE ENDING	2.00	PC.	
004	ME562841.007	CLAMP FISCHER SX12x60	7.00	PC.	
005	ME311411.004	SCREW M8X70	7.00	PC.	
006	ME311212.009	WASHER P 8,4 UNDER THREAD	7.00	PC.	
007	V628.60-31-00	CORNER VALVE SET	1.00	PC.	
008	ME283811.023	PACKET PE 250X360	1.00	PC.	
009	ME551414.004	CORNER VALVE WITH FILTER 1/2"x3/8"	1.00	PC.	
010	ME397800.015	CABLE TIE F0301 CV-200	2.00	PC.	
014	ME273113.002	SLEEVE UM. RED. 40/32	2.00	PC.	
012	ME341412.038	CABLE BOWDEN	1.50	M	
013	ME321822.118	COVER SB		PC.	
013	V653-350-080-0	COVER SB / USER		PC.	

PZ_22_068_5/30/2022

2 – BASE PLATE MODEL PRO 600, 800 – A655-070-000-0

Item no.	Product name	SP
A655-070-000-0_K-001	BASE PLATE MODEL PRO 600, 800 / WHT_MATTE	X
A655-070-000-0_K-005	BASE PLATE MODEL PRO 600, 800 / WHT2_MATTE	X



Pos.	Item no	Product name	QTY	Unit	SP
001	V655-070-001-0	BASE PLATE MODEL PRO600 / WHT_MATTE	OPTIONAL	PC.	
001	V655-070-001-0	BASE PLATE MODEL PRO600 / WHT2_MATTE	OPTIONAL	PC.	
002	V511.01-13-00	ADJUSTMENT SCREW	6.00	PC.	
003	V618.96-06-00	ADJUSTMENT SCREW COVER / WHT_MATTE	OPTIONAL	PC.	
003	V618.96-06-00	ADJUSTMENT SCREW COVER / WHT2_MATTE	OPTIONAL	PC.	
004	ME309203.031	SCREW M 8X12	5.00	PC.	
005	ME309543.013	SCREW M 8X25	2.00	PC.	
006	ME311214.013	WASHER P 8,2	2.00	PC.	
007	ME311212.009	WASHER P 8,4 UNDER RIVET	2.00	PC.	

11/20/2021

K ASSEMBLY AND INSTALATION

To ensure the dental unit meets the user's expectations:

- Installation, set-up and commissioning should be performed by a qualified and authorised service technician from an organisation certified to conduct these activities,
- The electrical installation must be completed in compliance with the valid regulations of the country in which installation is performed,
- Use the dental unit in accordance with its operating manual.

1 - PRE-INSTALLATION REQUIREMENTS

- Pre-installation and installation must be performed in accordance with the valid standards in the country of installation and valid documentation provided by the manufacturer, which is available from any authorised DIPLOMAT DENTAL s.r.o. representative.



Do not install this equipment in any environment with an explosion hazard!



An authorised service technician must ensure the electrical wiring is completed in accordance with the local country's legislation before installation.



To prevent the risk of electrocution, this equipment must be connected to an electrical system with a protective ground.



Do not modify this equipment without permission from the manufacturer.

Water

Potable water must be supplied at a pressure from 0.3 MPa to 0.6 MPa with flow of more than 5 litres per minute and filtered to remove any particulate larger than 50 µm, which may plug the small diameter fittings inside this dental unit. Water containing particulate larger than 50 µm must be equipped with an upstream 50 µm filter.

Water hardness must be less than 2.14 mmol/l.

pH must be within a range of 6.5 to 8.5.

Maximum water conductivity is up to 2000 µS/cm.

The water must comply with local regulations concerning potable (drinking) water.

Cooling of instruments from a central manifold

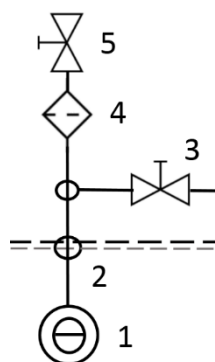
- A shut-off valve and a backflow-preventing check valve are installed in the central manifold for the unit.

Requirements and recommendations:

- If water from a central system is used for cooling of instruments, a solid particulate filter rated for 5 µm must be installed at the water inlet to the unit.
- Hard water may result in malfunction of the dental unit. If the water contains more than **50 mg CaO/l** or **36 mg MgO/l**, a water softening device must be installed at the water manifold inlet. **Hard water may result in malfunction of the dental unit.** A water softener is required if distilled water is not used.
- If there is a need to install a sampling point for supply water, the following schematic shows the recommended point of installation for such supply water sampling purposes.

This equipment is not included with the dental unit.

Connection schematic for dental unit inputs (EN ISO 7494-2)



- 1 – water inlet from the external potable water source
 2 – water inlet connection port
 3 – water inlet sampling port
 4 – water filter for solid particulate
 5 – manual inlet valve

Air

The minimum required air service is **55 l/min**. The air must be supplied at a pressure of **0.45 to 0.8 MPa**, and oil-free, clean, and dry air is required.

Suction (if equipped with a cuspidor block with large and small aspirators)

Static vacuum must be within a range of min. 0.005 MPa (50 mbar) to max. 0.02 MPa (200 mbar) measured at the point of installation. If static vacuum is higher than 0.02 MPa, a calibration (regulator) valve must be connected into the vacuum line to restrict the vacuum to a maximum of 0.02 MPa. This regulator valve is not included with the dental unit. The vacuum unit must supply flow of min. 450 NI/min. measured at the point of installation.

Drain

The drain line must have a continuous slope of min. 1% with minimum flow of 10 l/min. and must be free of any sharp bends or segments that could result in reverse flow. Do not use the same drain segment shared with another dental unit or sink! Polypropylene or hardened polyethylene piping may be used.



If the regulations in the country of installation require an amalgam separator, a dental unit without an amalgam separator must be connected to an external amalgam separator. The external amalgam separator installation must comply with its manufacturer's instructions.

FLOORING

The floor must be supported by a concrete foundation min. 100 mm thick. Floor slope is limited to max. 1%. Anti-static flooring is preferred.

OPERATING REQUIREMENTS

Parameter	Value from	Value to
Ambient temperature	+10 °C	+40 °C
Relative humidity	30%	75% non-condensing humidity
Atmospheric pressure	700 hPa	1060 hPa
Elevation	≤ 3000 m	

STORAGE

- The dental unit may be stored in an enclosed dry storage location and may not be subjected to sudden changes in temperature,
- The unit may be stacked to a maximum of three layers,
- Unpainted surfaces must be preserved to prevent corrosion,
- Dental units may not be stored together with chemicals.

Storage conditions		
Parameter	From	To
Ambient temperature	- 25 °C	+ 50 °C
Relative humidity	5%	95% non-condensing humidity
Atmospheric pressure	700 hPa	1060 hPa

ELECTRICAL SYSTEM REQUIREMENTS

Mains current protection device rating

The recommended mains current protection device rating is 16 A (use a type C circuit breaker). No other devices or equipment may be connected to the same circuit. The dental unit is rated for a maximum of 1900 VA. The electrical connection must comply with all national standards.

Recommendations

Unless the national standard stipulates otherwise, the manufacturer recommends using a current protection device with a sensitivity of 30 mA and instantaneous disconnection.

Once the pre-installation requirements are met, the dental unit is then assembled and installed and connected to related utility services.

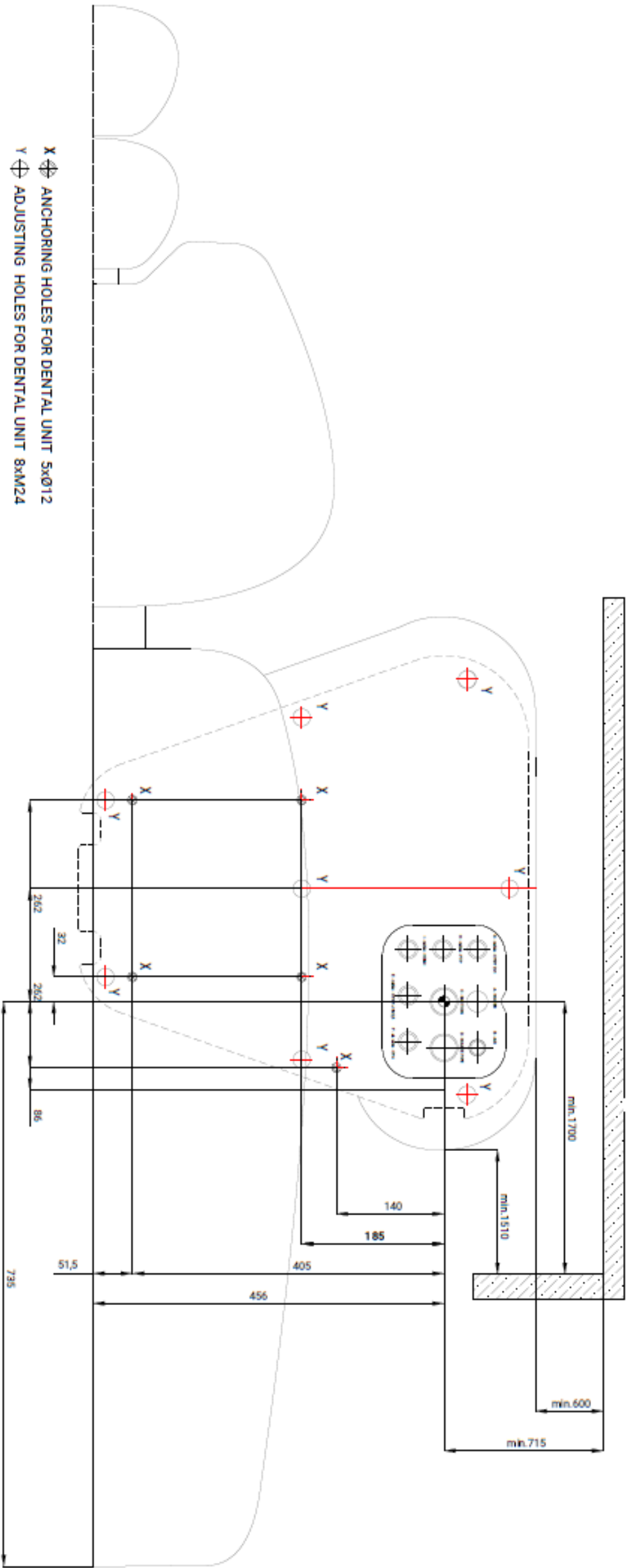
UNPACKING AND INSPECTING THE DELIVERY

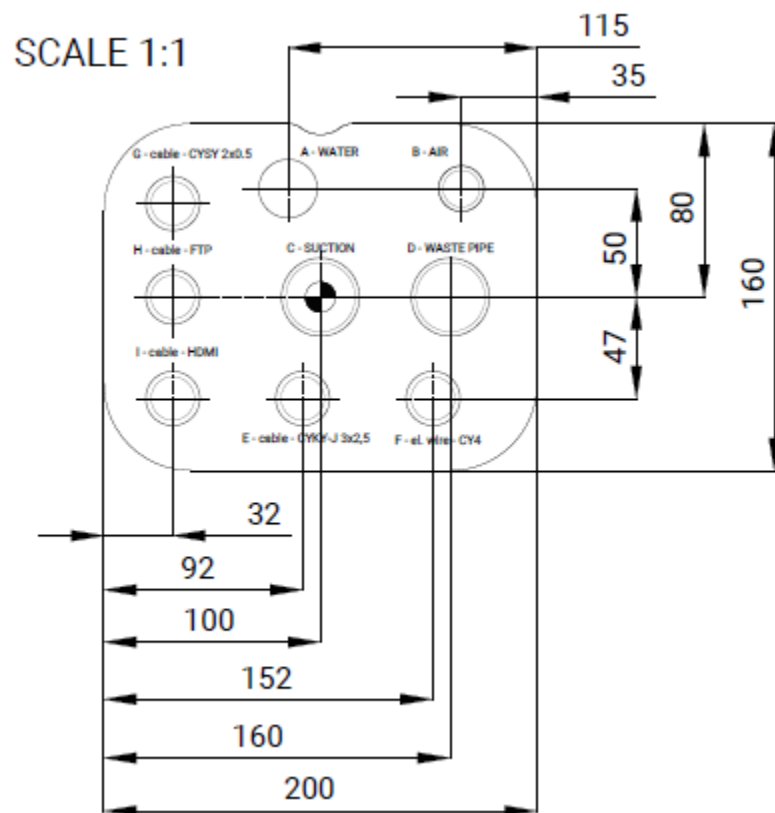
Check to ensure the shipping crate is intact. If a defect in the packaging is identified, do not open the consignment and immediately report the problem to the carrier or seller. Carefully remove the packaging if the consignment is intact and unpack the individual parts of the dental unit. Check to ensure the consignment is complete based on the provided completion sheet.

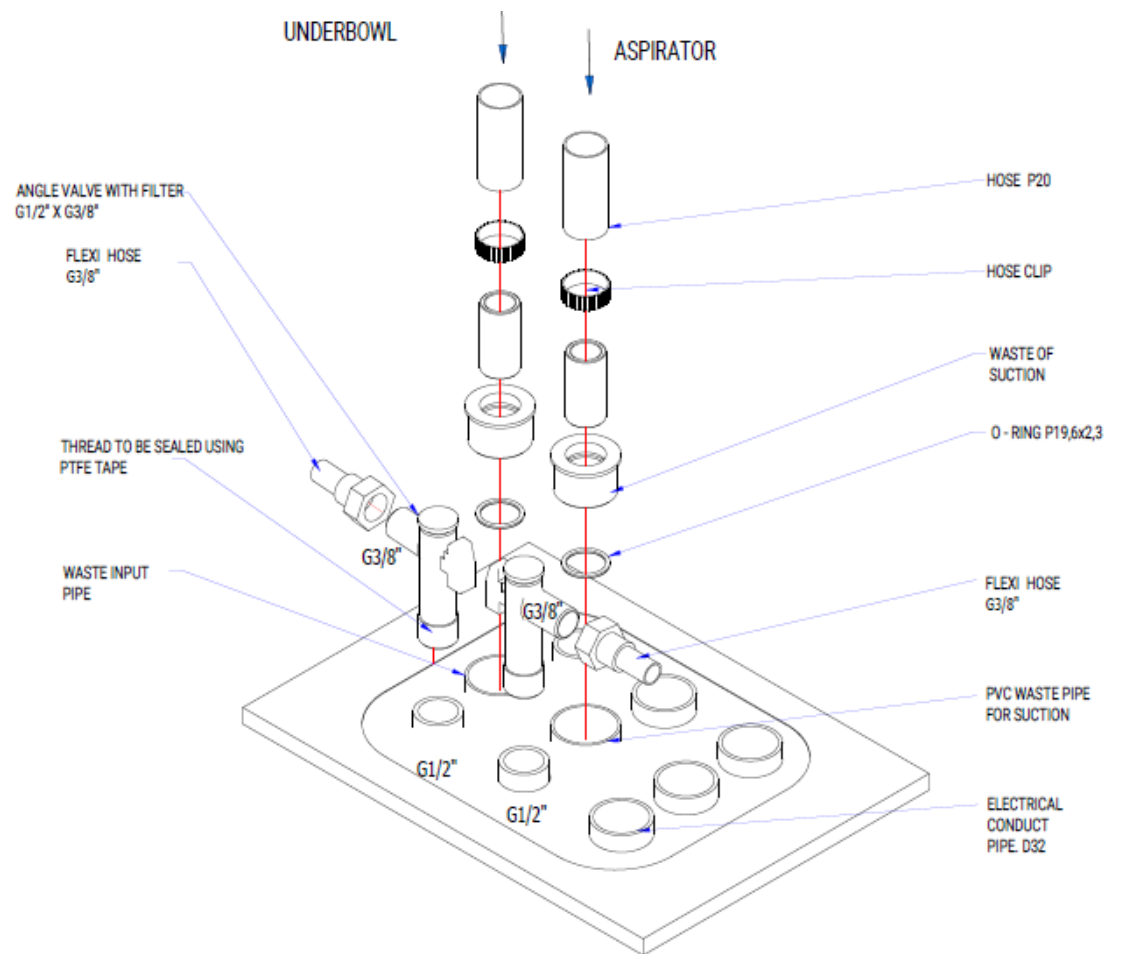
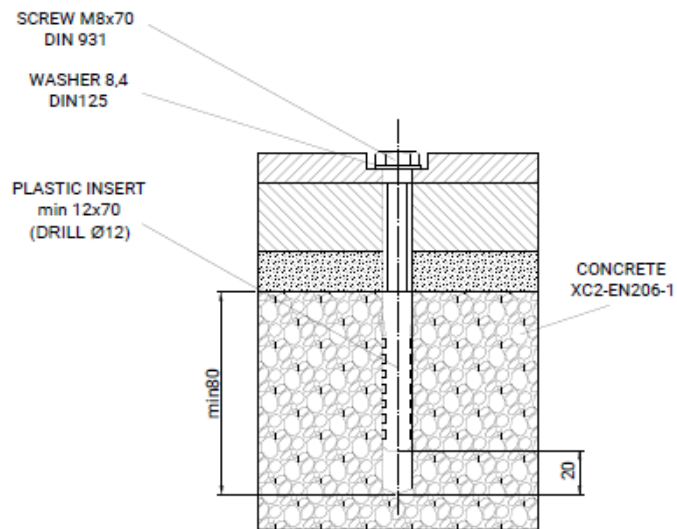


Installation may only be performed by a service technician with a valid certificate. Otherwise, the warranty will not be honoured. The warranty card must be completed and sent in to the manufacturer or the seller.

2-INSTALATION PLAN





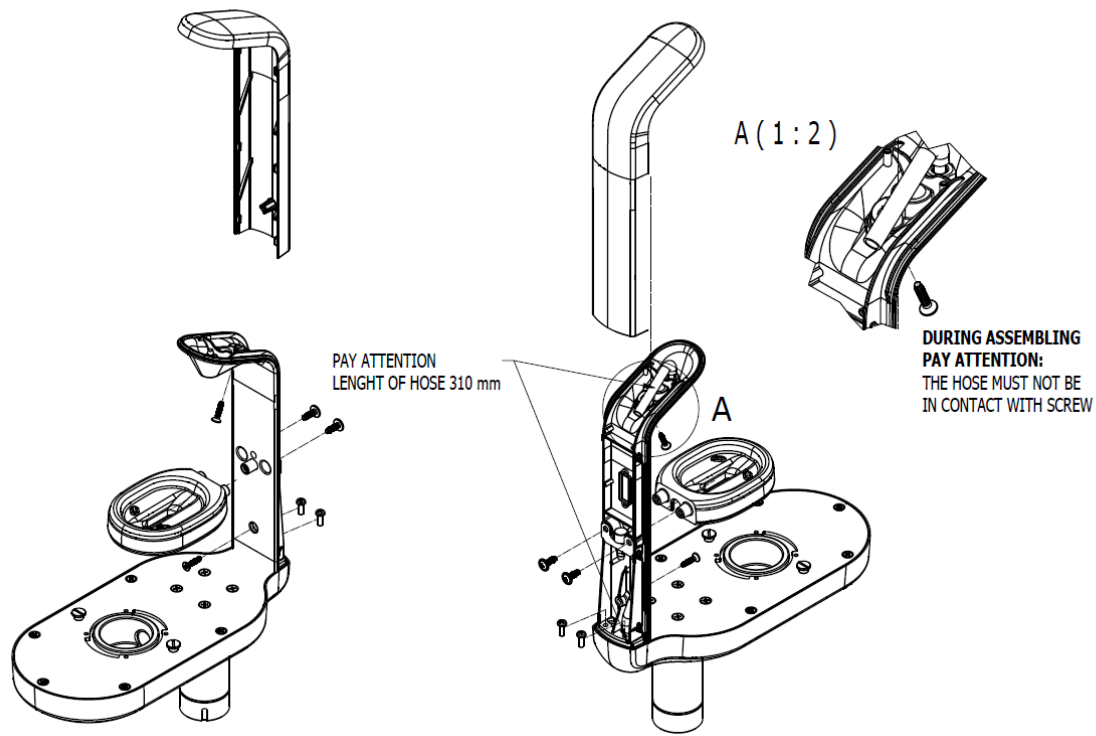


- A** - water supply 1/2" pipe (PVC, Cu) finish with pipe socket with G1/2" internal thread, 20 mm above the floor level
- B** - air supply 1/2" pipe (PVC,Cu) finish with pipe socket with G1/2" internal thread, 20 mm above the floor level
- C** - suction PVC pipe 40 + rubber cuff, 30 mm above the floor level
- D** - water waste PVC pipe 40 + rubber cuff, 30 mm above the floor level
- E** - electrical conduit pipe (Ø32) - main supply 230V, cable CYKY-J 3x2,5 lenght above the floor level = 500 mm
- F** - electrical conduit pipe (Ø25) the safety earth wire CY4 - GNYE (green-yellow) lenght above the floor level = 500 mm
- G** - electrical conduit pipe (Ø32) suction control, cable CYSY 2x0,5 lenght above the floor level = 500 mm
- H** - electrical conduit pipe (Ø32) FTP CAT 5 4x2x0,5 lenght above the floor level = 500 mm, end in router
- I** - electrical conduit pipe (Ø32) cable HDMI, if there is monitor on dental unit the ending will be in computer



Materials used to provide utility services to the dental unit must comply with the specifications of the EN ISO 7494-2 standard

Installation of water battery



The dental unit must always be connected to an earthing terminal (grounding). Do not forget to ground the frame of the chair unit with a copper wire with a minimum gauge of 4 mm².



If a base (installation) plate was installed, we recommend insulating this plate with a bead of transparent silicone adhesive against the floor. If not insulated with silicone adhesive, damage may result from cleaning agents and the manufacturer may not honour related claims.

Commissioning of the dental unit

Turning on the unit:

Check to ensure the instruments are all in their designated holders and ensure the foot controller is in the idle position and no keypad buttons are depressed when turning on the unit.

1. turn on the compressor and allow the air pressure to increase,
2. open the central water supply,
3. turn on the vacuum unit (if the cuspidor block is equipped with large and small aspirators),
4. switch on the main switch on the unit – until the indicator on the main switch turns on.

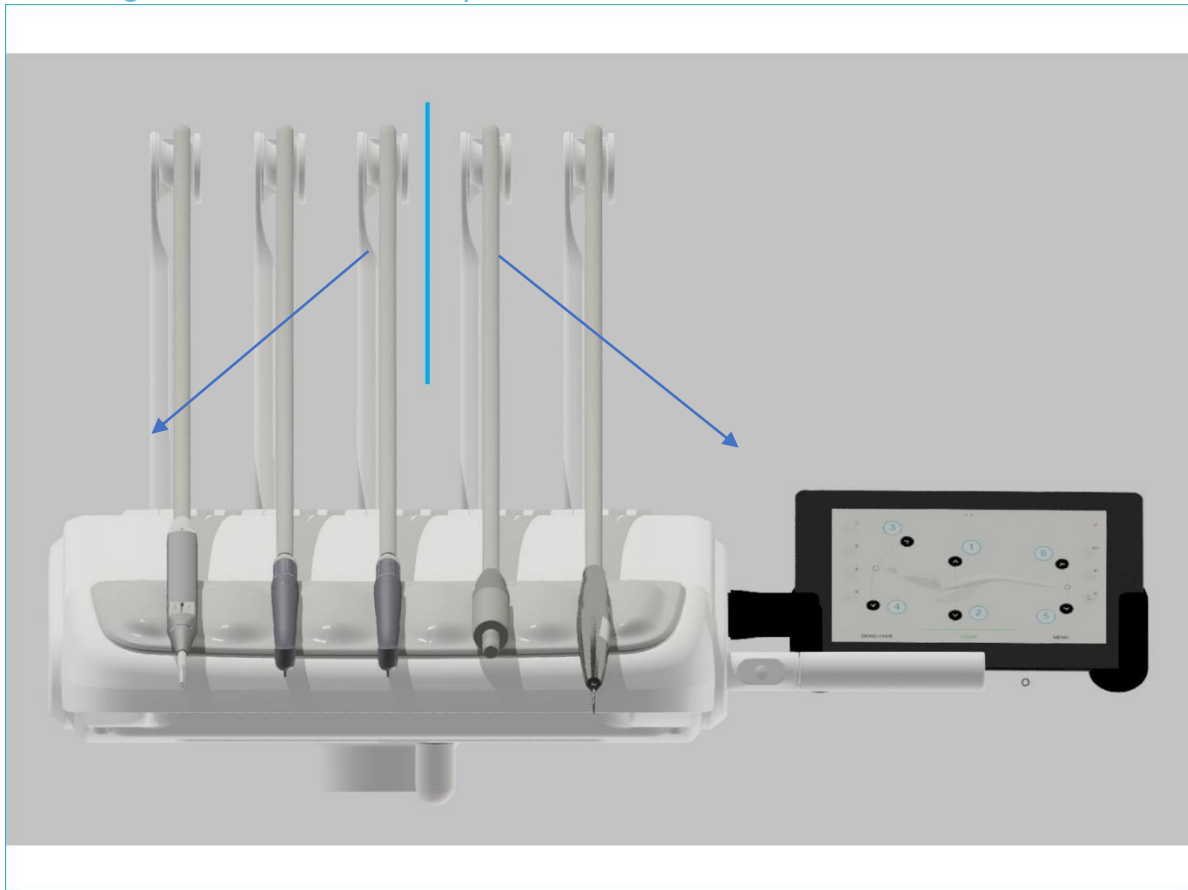
The unit is ready for use once an audible signal of 1x long tone, 3x short tones and 1x short tone is heard.

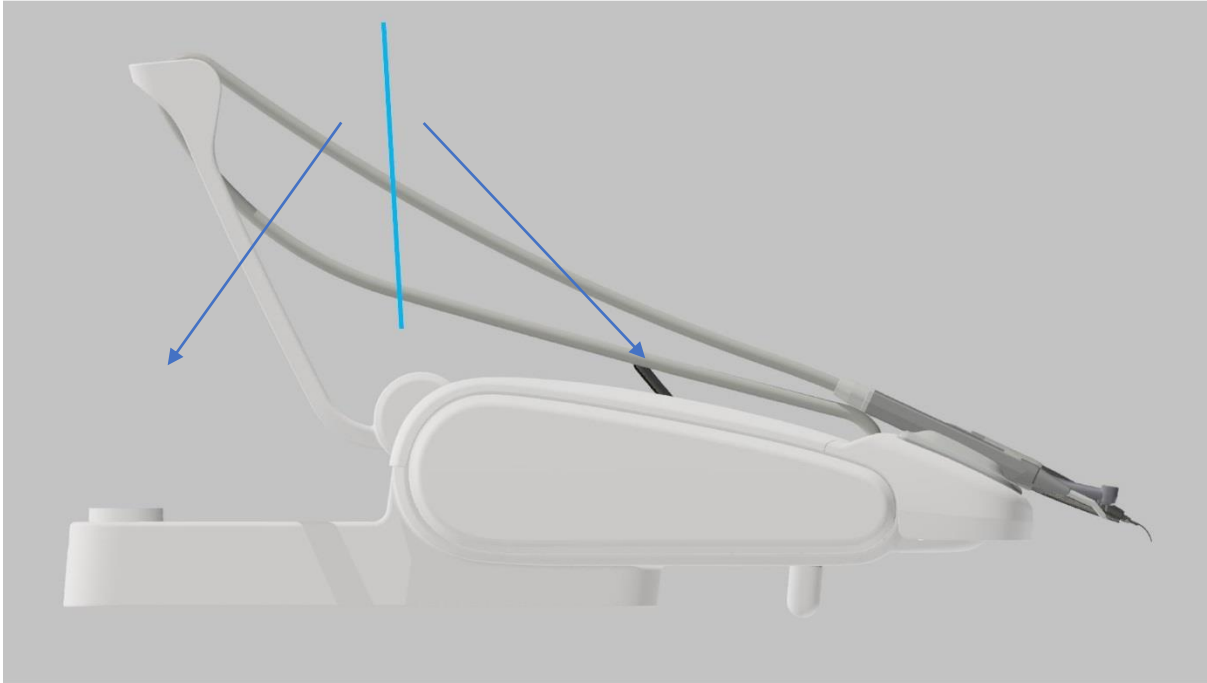
If an electric water heater is installed on the cup filler on the dental unit, wait approximately 10 minutes to allow the water to warm to the required temperature.


Starting the controls


i. Control of the dental unit using the tablet is described in Chapter 5 of the Diplomat Dental Unit User Manual: Controlling the dental unit using the application.

Levelling the dentist's control panel




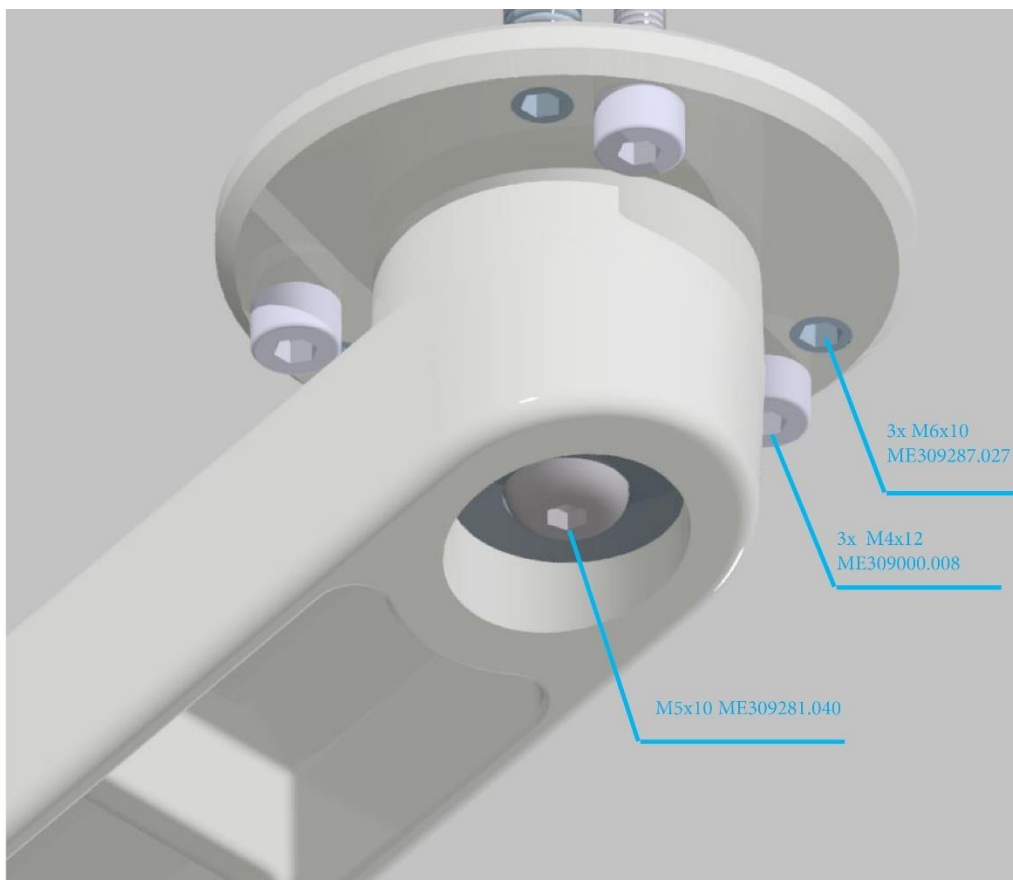






Adjusting the horizontal position of the tray table

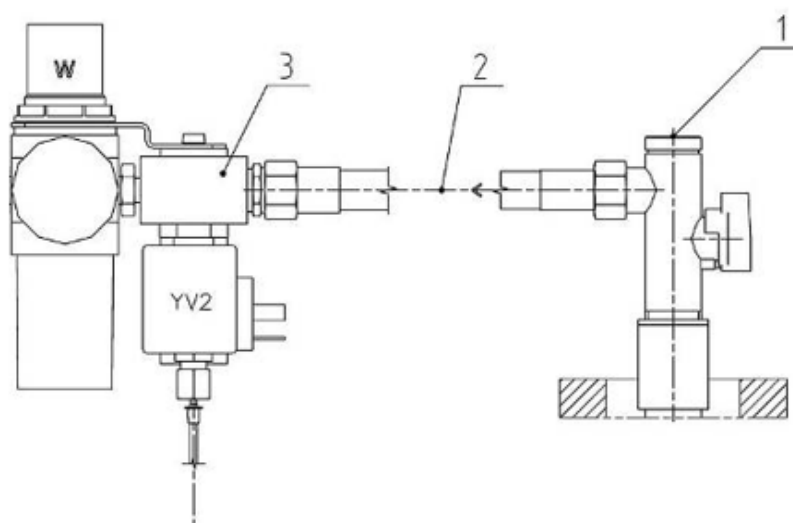




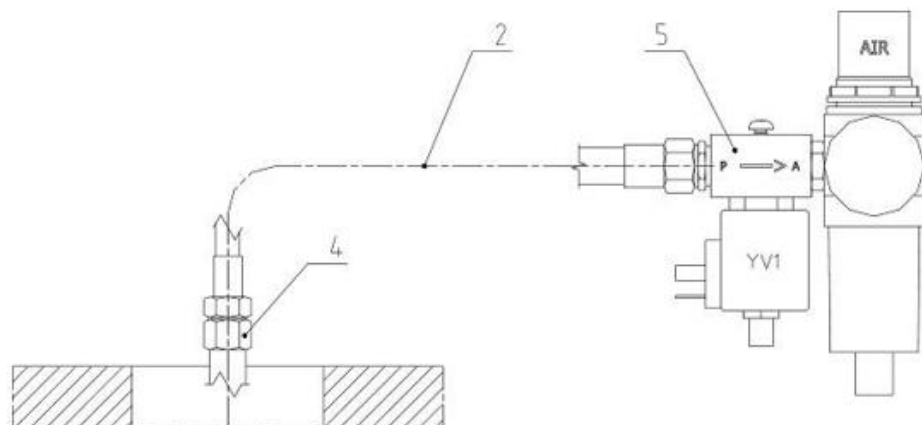
Water, air, vacuum and drain connections

Connection with a water pressure regulator: Install a G ½ angle valve with filter (1) into the water supply line and connect the YV2 solenoid valve (3) using the hose with fittings (2) and seal (the gasket is part of the hose). Seal the threads on the angle valve using Teflon tape. Air pressure regulator with vent: Connect the compressed air supply line (4) with the YV1 solenoid valve (5) using the hose with fittings (2) and seal (the gasket is part of the hose).

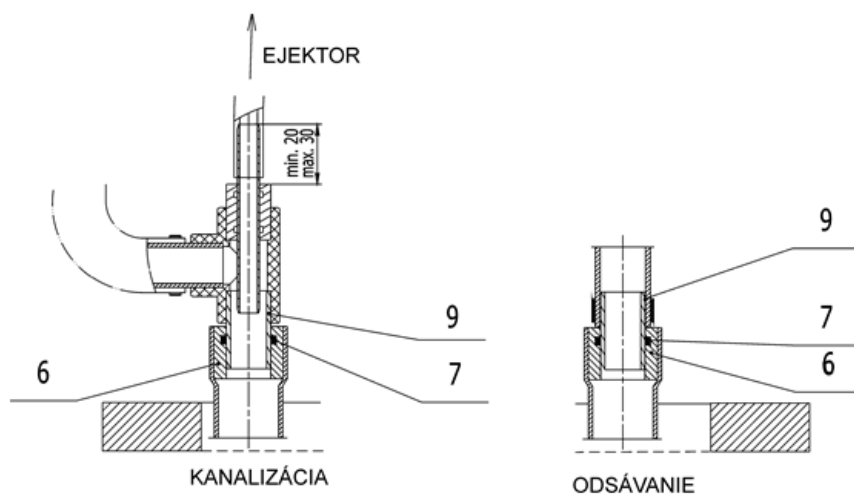
Use adhesive to affix the PVC drain fitting (6) to the PVC drain tail-piece with a sealing ring (7), into which the drain and vacuum pipe is inserted (9).



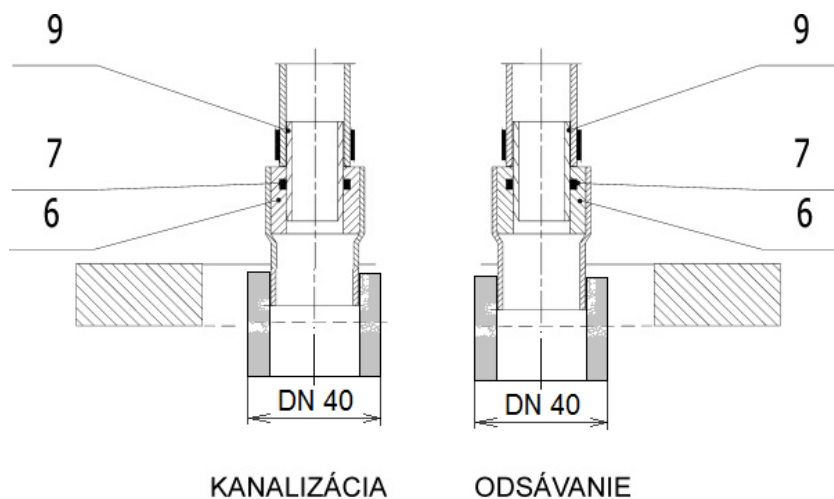
Venting is connected to the cuspidor block



Version with ejector



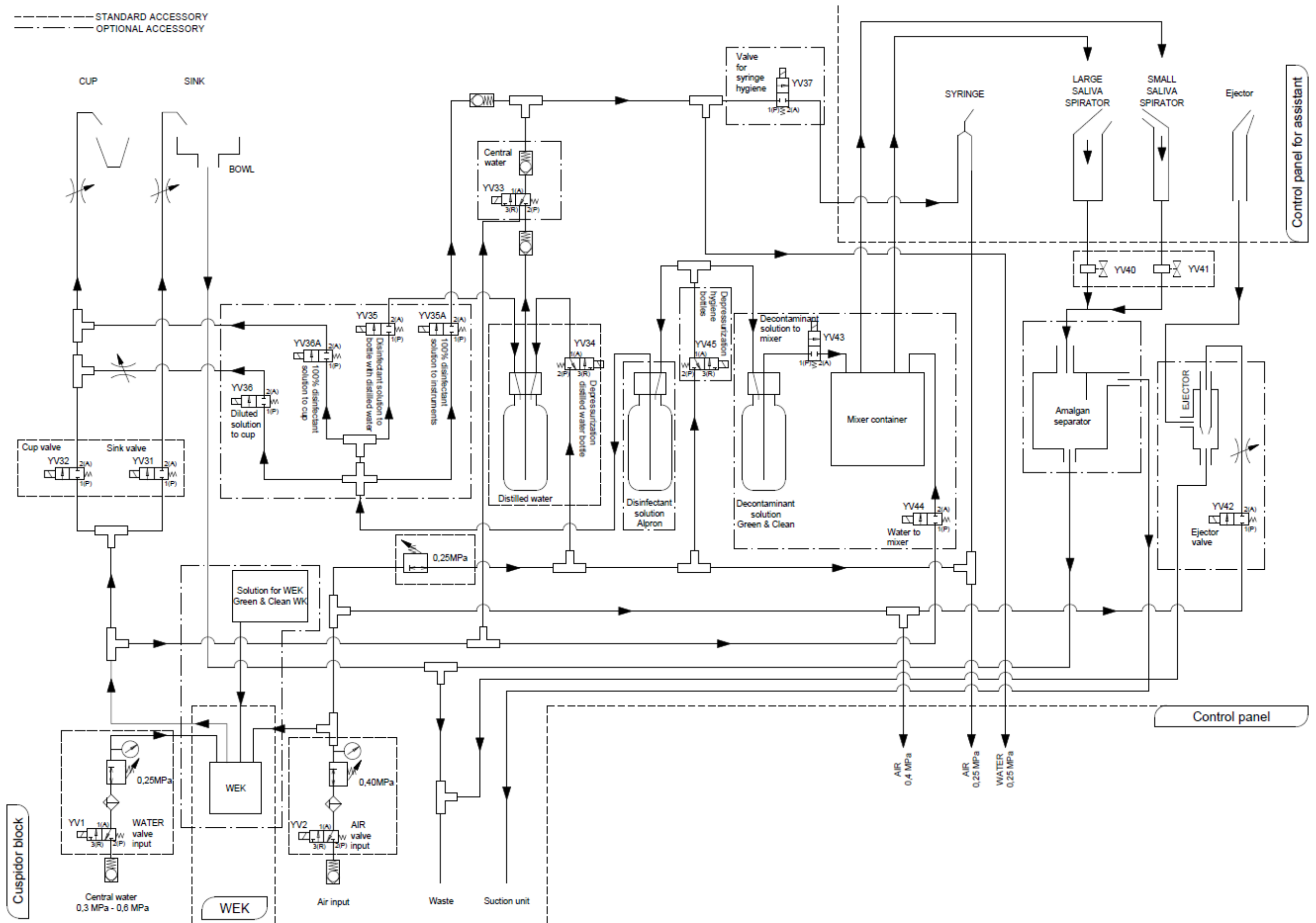
Version with large and small vacuum lines



1. G1/2" ANGLE VALVE WITH FILTER
2. G3/8" FLEXIBLE HOSE
3. SOLENOID VALVE WITH WATER PRESSURE REGULATOR
4. G3/8" AIR SUPPLY LINE (NOT INCLUDED)
5. SOLENOID VALVE WITH AIR PRESSURE REGULATOR
6. WASTE TAIL-PIECE
7. O-RING
9. PIPE

Water, air and vacuum connection schematic

----- STANDARD ACCESSORY
 ----- OPTIONAL ACCESSORY



----- STANDARD ACCESSORY
 - - - - - OPTIONAL ACCESSORY

OPTIONAL TOOL EQUIPMENT:

- Minimal 1 syringe
- Maximum of 4 rotary tools
- Maximum of 5 tools with light
- Maximum of 3 turbines
- Maximum of 3 micromotors with light:
 - Maximum of 3x DX motor or 3x DX Pro motor
 - Maximum of 3x DX BLUE motor or 3x DX Pro BLUE motor
 - Maximum of 2x DX PRO + 1x SRG
 - Maximum of 2x DX PRO BLUE + 1x SRG
- Maximum of 1 SCALER
- Maximum of 1 PLM
- Maximum of 1 tooth polishing system

Unused hoses are blinded

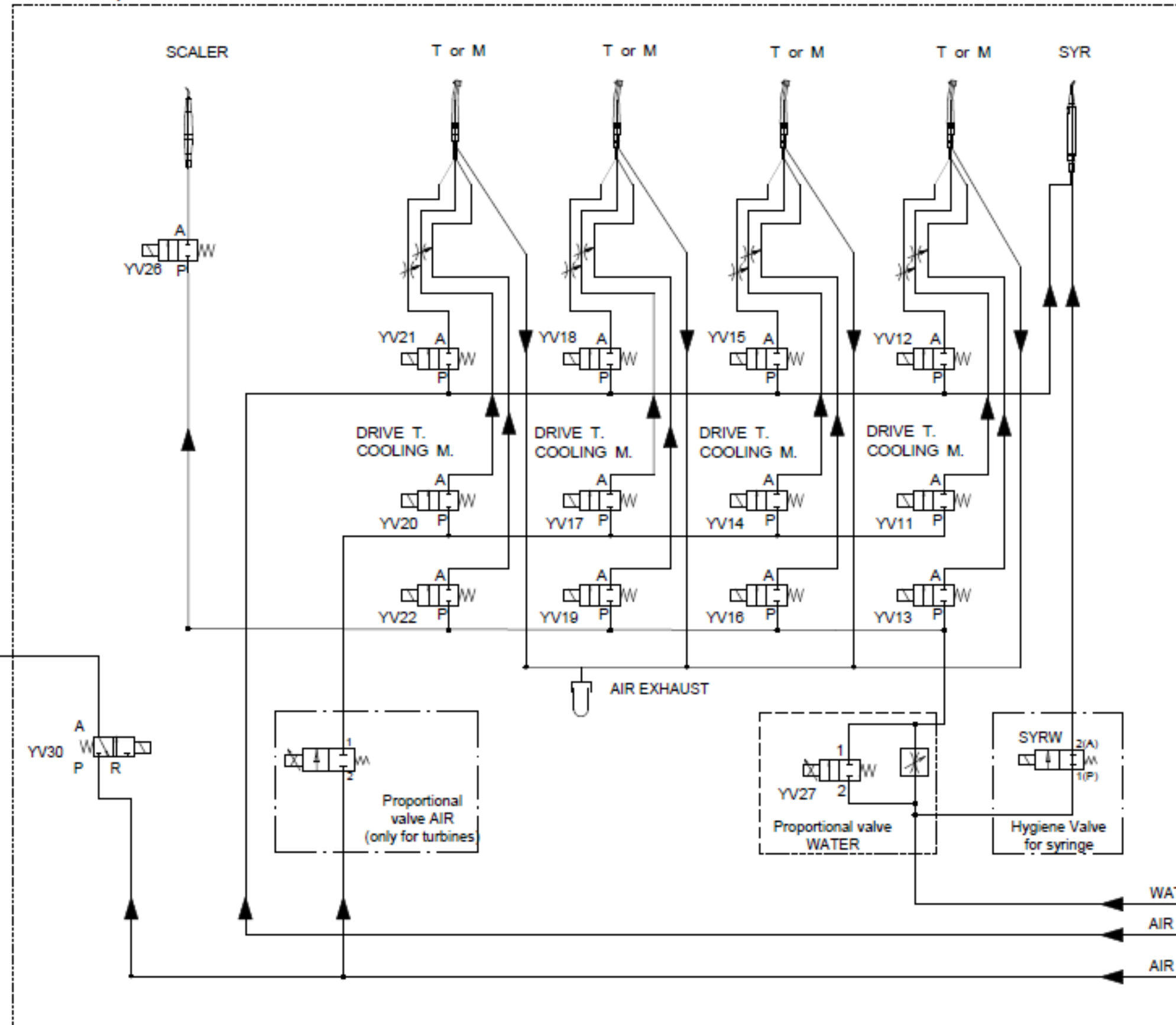
LEGEND:

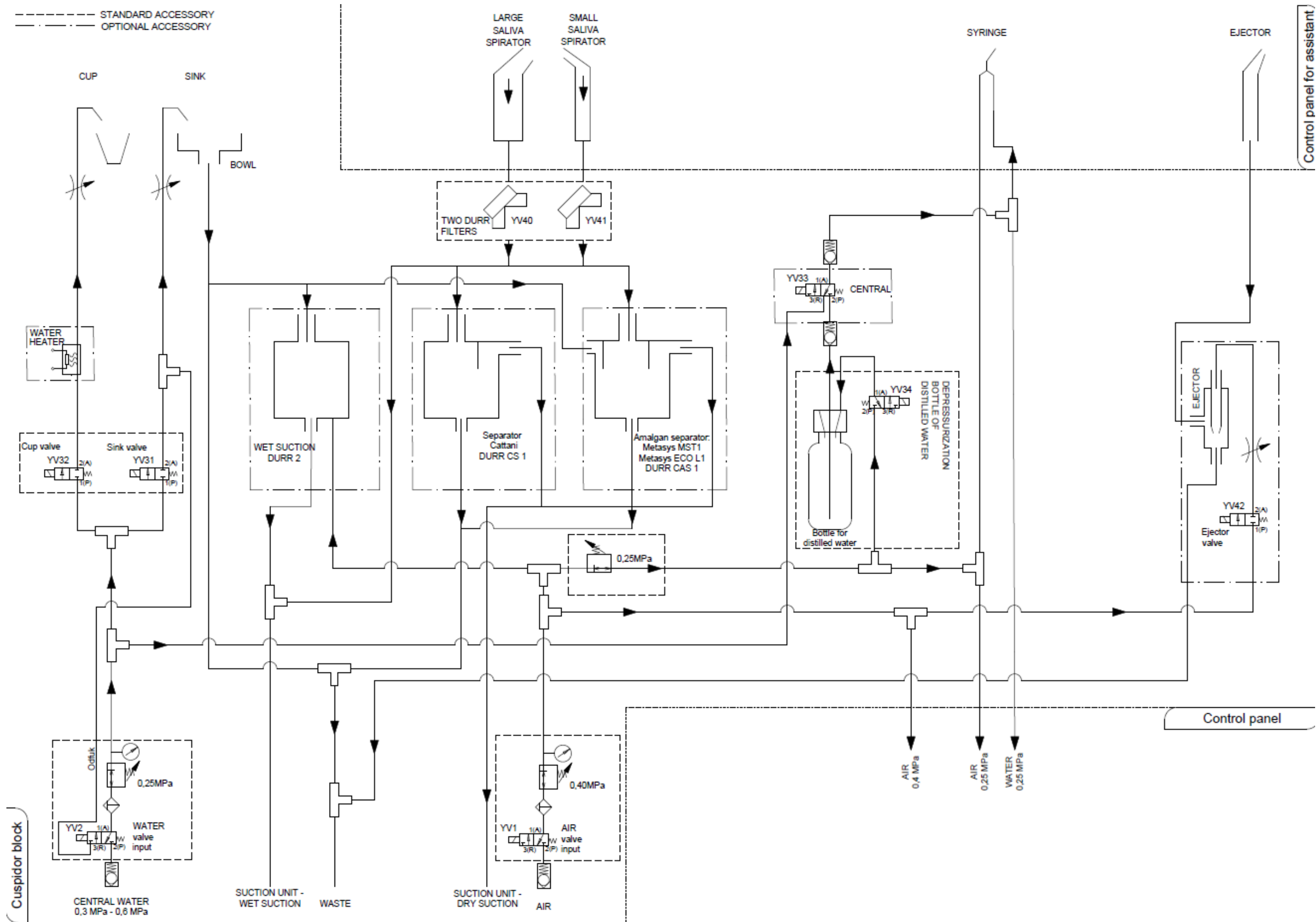
YV - ELECTROMAGNETIC VALVE
 SYR - SYRINGE
 T - TURBINE
 M - MICROMOTOR

Pantographic arm

Pneumatic brake

Control panel





M – SERVICE SETTINGS, ELECTRICAL CONNECTIONS, SCHEMATICS

M1 – Service settings

General service settings

i. Information on definition and assignment of tools is specified in Chapter 5.1 Strain sensor - Distilled water level sensor and Water channel hygiene

Modification of service settings for instruments

i. Information on definition and assignment of tools is specified in Chapter 5.4 Definition and assignment of tools

Definition and assignment of tools

i. Information on definition and assignment of tools is specified in Chapter 5.4 Definition and assignment of tools

M2 – Factory settings

i. Information on factory settings is provided in Chapter 3.1 Dental unit management

M3 – List of error codes

Code	Description	Message	Translation
40100	CUP MISSING	Put the cup into the holder	No cup in holder
40101	SEAT SAFETY SWITCH	Release the seat safety sensor	Seat safety switch activated
40102	BACKREST SAFETY SWITCH	Release the backrest safety sensor	Backrest safety switch activated
40300	BOWL COLLISION	Move the bowl into the parking position	Rotated bowl /
40500	TOO MANY INSTRUMENTS IN OPERATION	A maximum of two instrument may be used	Active work with two instruments
40700	OIL LIMIT TIME	Please lubricate the instrument	Lubrication alarm exceeded
40B00	WATER MISSING	Activate the water source	Lack / unavailability of water
40601	DISTILLED WATER MISSING	Fill the bottle with distilled water	Lack / unavailability of water in the water bottle
40C01	SUCTION HOSE MISSING	Connect the suction hoses to the holders for hygiene	Missing suction hose
40C02	DISINFECTION MISSING	Fill the bottle with disinfection solution	Bottle with disinfection liquid is empty
40E00	WEK - GREEN&CLEAN WK DISINFECTION MISSING	Change the GREEN&CLEAN WK bottle!	WEK - GREEN&CLEAN bottle is empty
40F00	WEK - NO WATER SUPPLY OR PROBES IN THE MIXING CONTAINER ARE INOPERATIVE	Check if the main water tap and water inlet pipe are open! Clean or replace the mixing container probe! After resolving the problem switch the unit off and on Technical problem Call service	WEK - error affecting the water supply or sensor in the mixing container has failed
20F00	WEK - DEFECT OF THE DOUBLE MEMBRANE PUMP, OR OVERFLOW	Technical problem Call service	Leaking from mixing container - clean and dry WEK unit
20105	LED BULB ERROR	Call service	Motor tool lighting malfunction
20103	MOTOR OVERLOAD	Check proper contra-angle functionality	Motor overload
10400	Communication with micro motor driver missing	Technical problem Call service	Loss of communication with micro motor control module
20141	W_TEMPERATURE TOO HIGH	Check micro motor cooling	Micro motor temperature limit exceeded. Allow the instrument to cool down.
20146	W_WRONG MOTOR TYPE	Check the type of connected micro motor	High micro motor temperature
20188	E_MOTOR NOT DETECTED	Connect the motor properly to the hose and then place and remove the motor from the holder.	E_motor not found

20187	E_MOTOR OVERLOAD	Check contra-angle functionality and then place and remove the motor from the holder.	E_motor overloaded
2018D	E_WRONG MOTOR TYPE	Check the type of connected micro motor and then place and remove the motor from the holder.	E_wrong type of micro motor
2018F	E_MOTOR OVERTEMPERATURE	Check micro motor cooling and then place and remove the motor from the holder.	E_motor overheated
201FF	F_MOTOR FATAL FAILURE	Call service	E_motor failure
10101	TB ACK missing	Technical problem Call service	Communication error involving board at the dentist's console
10102	SB ACK missing	Technical problem Call service	Communication error involving board in cuspidor block
10103	FCB ACK missing	Technical problem Call service	Communication error involving board in foot controller
10104	AB ACK missing	Technical problem Call service	Communication error involving board in assistant's arm
10106	CHB ACK missing	Technical problem Call service	Communication error involving board in the chair
10200	CB CAN TX	Technical problem Call service	CAN communication error in control board
10300	CAN QUEUE OVERRUN	Technical problem Call service	CAN communication error in control board
10401	TB communication missing	Technical problem Call service	Dentist's console board is not connected or is damaged (properly configure the set if it is not supposed to be connected)
10402	SB communication missing	Technical problem Call service	Cuspidor block board is not connected or is damaged (properly configure the set if it is not supposed to be connected)
10403	FCB communication missing	Technical problem Call service	Board in foot controller is not connected or is damaged (properly configure the set if it is not supposed to be connected)
10404	AB communication missing	Technical problem Call service	Board in assistant's arm is not connected or is damaged (properly configure the set if it is not supposed to be connected)
10406	CHB communication missing	Technical problem Call service	Board in chair is not connected or is damaged (properly configure the set if it is not supposed to be connected)
20101	CB EEPROM writing failure	Technical problem Call service	error writing to the EEPROM in the CB board
20102	CB EEPROM reading failure	Technical problem Call service	error reading the EEPROM in the CB board
20103	CRC error	Technical problem Call service	communication error - failed CRC
20201	RTC ram writing failure	Technical problem Call service	RTC peripheral failure
20202	RTC battery failure	Technical problem Call service	RTC peripheral failure
20203	RTC HAL failure	Technical problem Call service	RTC peripheral failure
20204	RTC ime convert failure	Technical problem Call service	RTC peripheral failure
20321	COMM2 RX failure	Technical problem Call service	serial communication failure
20322	COMM2 TX failure	Technical problem Call service	serial communication failure
20303	CALLBACK failure	Technical problem Call service	library error
20401	SD HANDLE	Technical problem Call service	external card peripheral failure
20402	SD MOUNT	Technical problem Call service	external card peripheral failure
20501	CRC SET failure	Technical problem Call service	communication error - failed CRC
20601	ADC calibration failure	Technical problem Call service	ADC peripheral failure
20602	ADC conversion failure	Technical problem Call service	ADC peripheral failure
20701	CAN transmission start failure	Technical problem Call service	CAN peripheral failure
20702	CAN restart	Technical problem Call service	CAN restart after communication failure

20801	Unknown TB module	Technical problem Call service	Registration of a module that is not registered in the configuration
20802	Unknown SB module	Technical problem Call service	Registration of a module that is not registered in the configuration
20803	Unknown FCB module	Technical problem Call service	Registration of a module that is not registered in the configuration
20804	Unknown AB module	Technical problem Call service	Registration of a module that is not registered in the configuration
20806	Unknown CHB module	Technical problem Call service	Registration of a module that is not registered in the configuration
20901	Unregistered TB module	Technical problem Call service	Unregistered module
20902	Unregistered SB module	Technical problem Call service	Unregistered module
20903	Unregistered FCB module	Technical problem Call service	Unregistered module
20904	Unregistered AB module	Technical problem Call service	Unregistered module
20A00	ST_LIB function error	Technical problem Call service	ST library error
20B01	Internal FLASH erase error	Technical problem Call service	FLASH access error
20B02	Internal FLASH write error	Technical problem Call service	FLASH access error
20B03	Internal FLASH check error	Technical problem Call service	FLASH access error
20B04	Internal FLASH read error	Technical problem Call service	FLASH access error
20C01	Update to TB flash error	No action	file transmission failure during update
20C02	Update to SB flash error	No action	file transmission failure during update
20C03	Update to FCB flash error	No action	file transmission failure during update
20C04	Update to AB flash error	No action	file transmission failure during update
20C06	Update to CHB flash error	No action	file transmission failure during update
20D01	Update to TB flash error timeout	No action	file transmission failure during update
20D02	Update to SB flash error timeout	No action	file transmission failure during update
20D03	Update to FCB flash error timeout	No action	file transmission failure during update
20D04	Update to AB flash error timeout	No action	file transmission failure during update
20D06	Update to CHB flash error timeout	No action	file transmission failure during update
2.00E+01	FCRF communication timeout	Technical problem Call service	Loss of communication with wireless foot controller
30100	Bluetooth queue overrun	Technical problem Call service	Bluetooth queue failure
30200	Bluetooth nack overrun	Technical problem Call service	Bluetooth queue failure

M4 – Description of electronic modules

TB_PREM module

Version: rev_H

Location: Dentist's control panel

Function:

- Control functions at the dentist's console.
- CAN BUS communication.
- Control of the dentist's console.
- Power supply and communication with the CB_PREM module.
- Power supply and communication for the optional MB30 or MB92 module.
- Power supply for instrument lights.
- Instrument valve controls.
- Proportional valve control for water and air.
- Pneumatic brake control.
- Inputs for removal sensors.

Configurable elements: 4-way S1 switch:

- Switch 1 – Turn to the ON position if the dentist's control panel does not have a micro motor.
- Switch 2 – Turning to the ON position brings up the factory settings (see the service schematic)
- Switches 3 and 4 – Normally OFF (spare)

CB_PREM module

Version: rev_G

Location: Removal part of the TB_PREM board.

Function:

- Main control board for the dental unit and chair.
- CAN BUS communication.
- Controls the operation of the entire unit, and all functions are subordinate to it.
- Provides the Bluetooth interface for connecting the tablet.
- Stores information on dental unit settings.
- Logs data on the SD card on the use of the unit and failures.
- Secures and controls FW updates for the entire unit.

Configurable elements:

- TL1 - Reset board
- TL2 - Brings up the factory settings (see the service scheme)

USB_PREM2 module

Version: rev_A

Location: Dentist's control panel

Function:

- Tablet charging

BT_BUTTON_PREM module

Version: rev_A

Location: Dentist's control panel

Function:

- Higher level of tablet disconnection from the unit

CHES_GREAT1 module

Version: rev_F

Location: Powerblock.

Function:

- 24 V AC input from transformer with circuit protection
- 7 V AC input from transformer with circuit protection
- 230 V AC output to transformer with circuit protection
- 230 V AC input from mains with circuit protection (with filter)
- Outputs for external devices with circuit protection
- 24 V AC outputs with circuit protection
- 24 V DC outputs
- CAN output for cuspidor block and foot controller with circuit protection
- LED indicators
- Outputs for headrest and lift motor control

Configurable elements:

- SW1 + SW2 – Press to induce chair referencing and to bring up factory settings (see the service schemes)

SB_PREM module**Version: rev_G***Location:* Cuspidor block.*Function:*

- Controls cuspidor block features.
- CAN BUS communication.
- Outputs for the cup fill and sink rinse valves.
- Output for the ejector valve.
- Input for the cup fill and sink rinse buttons.
- Input for the distilled water level sensor.
- Input for disinfection and decontamination water level sensors.
- Output for vacuum unit (passive / active).
- Connection for METASYS, DURR, CATTANI.... suction systems.
- Electric cuspidor sink rotation, input for bowl tray rotation limit switches and output for the DC motor.
- Heater controls.
- Outputs for disinfection and decontamination valves.
- Control and power supply for the Xenos light.
- Outputs for the small and large aspirator valves.
- Removal sensor input from the assistant's arm.
- PLM lamp output.
- Fuse for the heater.
- Control of disinfection and decontamination valves.

Configurable elements:

- JP1 - Normally OFF (spare)
- JP2 - Normally OFF (spare)
- JP3 – Brings up the factory settings (see the service scheme)
- JP4 - Normally OFF (spare)

AB_PREM2 module**Version: rev_B***Location:* Assistant's arm*Function:*

- Unit control interface for the assistant.
- CAN BUS.

Configurable elements:

- JP1 and 3 - Normally OFF (spare)
- JP2 - Brings up the factory settings (see the service scheme)

Xenos_n module**Version: 6***Location:* Xenos light*Function:*

- External contactless control interface for the XENOS light.
- Power wires to the XENOS light.

Configurable elements: none**MSP module****Version: 1***Location:* UNO/NOK foot controllers.*Function:*

- Monitoring movements in the joystick used to move the chair

Configurable elements: None.**FARO_ADAPTER****Location: Faro light****Function:**

- External contactless control interface for the Faro light.
- Power wires to the Faro light.

Configurable elements: none**FC_PREM_TUC2 module****Version: rev_D***Location:* UNO hard-wired foot controller*Function:*

- Performs the activities of the foot controller (inputs and monitoring commands to actuate instruments)

- CAN BUS.

Configurable elements:

SW2 – Button for referencing the foot pedal selector lever potentiometer and to bring up factory settings (see the service schematic)

FC_PREM_TKC2 module

Version: rev_A

Location: NOK hard-wired foot controller

Function:

- Performs the activities of the foot controller (inputs and monitoring commands to actuate instruments)
- CAN BUS.

Configurable elements:

SW1 – Button for referencing the foot pedal selector step potentiometer and to bring up factory settings (see the service schematic)

FC_PREM_TUW1 module

Version: rev_G

Location: UNO wireless foot controller

Function:

- Performs the activities of the foot controller (inputs and monitoring commands to actuate instruments)
- CAN BUS.

Configurable elements:

TL1 – Button for referencing the foot pedal selector lever potentiometer and to bring up factory settings (see the service schematic)

JP1 to 4 - Normally OFF (spare)

FC_PREM_TKW1 module

Version: rev_D

Location: NOK wireless foot controller

Function:

- Performs the activities of the foot controller (inputs and monitoring commands to actuate instruments)
- CAN BUS.

Configurable elements:

SW1 – Button for referencing the foot pedal selector step potentiometer and to bring up factory settings (see the service schematic)

SW9 - Normally OFF (spare)

FC_PREM_R module

Version: rev_E

Location: Powerblock

Function:

- Secures communication between the dental unit and wireless foot controllers.
- CAN BUS.

Configurable elements:

TL1 - Brings up the factory settings (see the service schematic)

SW1 - Normally OFF (spare)

MB_30.V1, MB_30BLUE.V1 module

Version:

Location: Dentist's control panel.

Function:

- DX and DX BLUE micro motor control.
- UART communication interface.

Configurable elements: none

MB_92.V1, MB_92BLUE.V1 module

Version: 2

Location: Dentist's control panel.

Function:

- DX PRO and DX PRO BLUE micro motor control.
- UART communication interface.

Configurable elements: none

MINILIGHT L module**Version:**

Location: Dentist's control panel

Function:

- Minilight 6F light control

Configurable elements: none

RS_PREM**Version: rev_A**

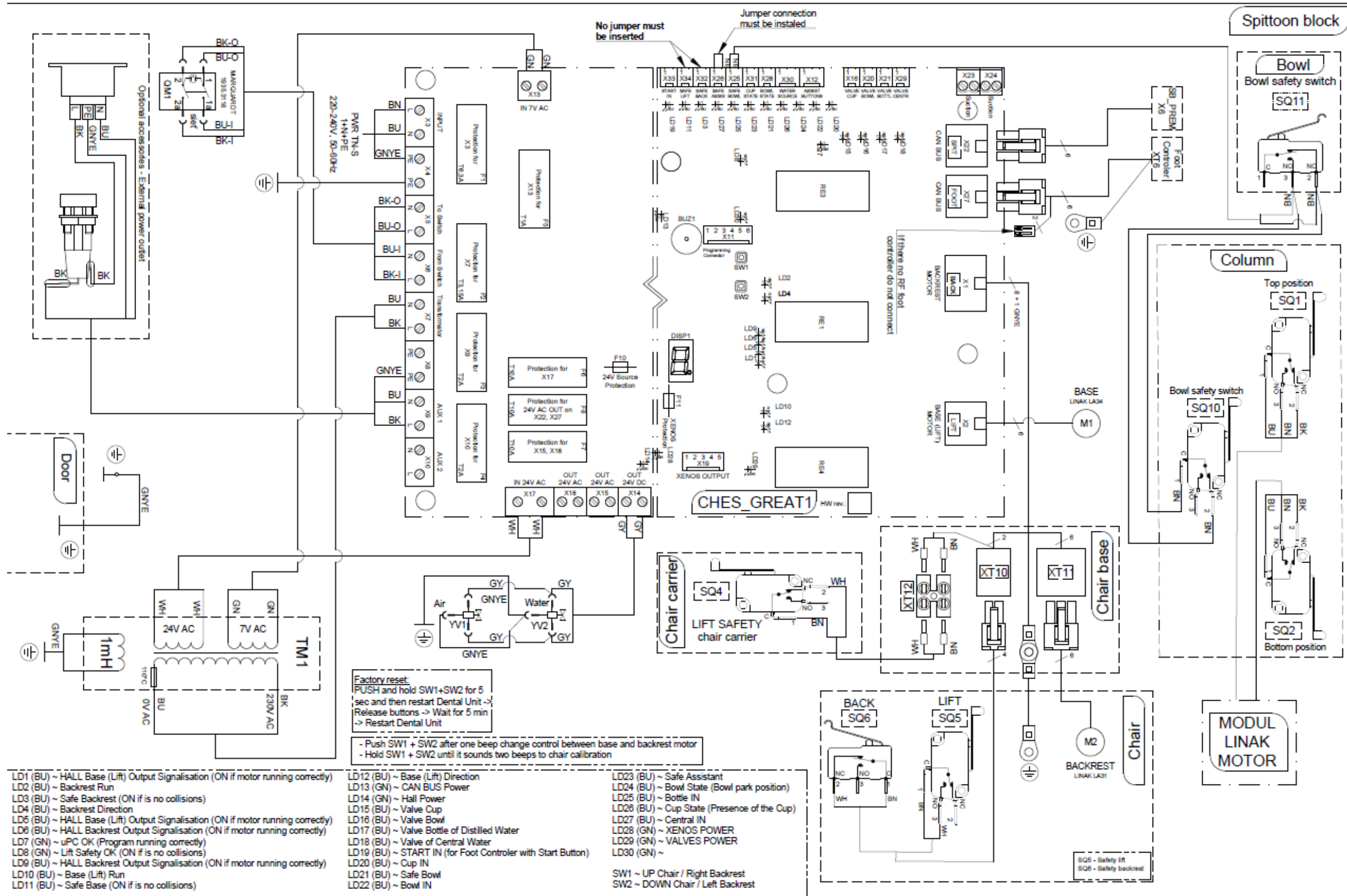
Location: Cuspidor block.

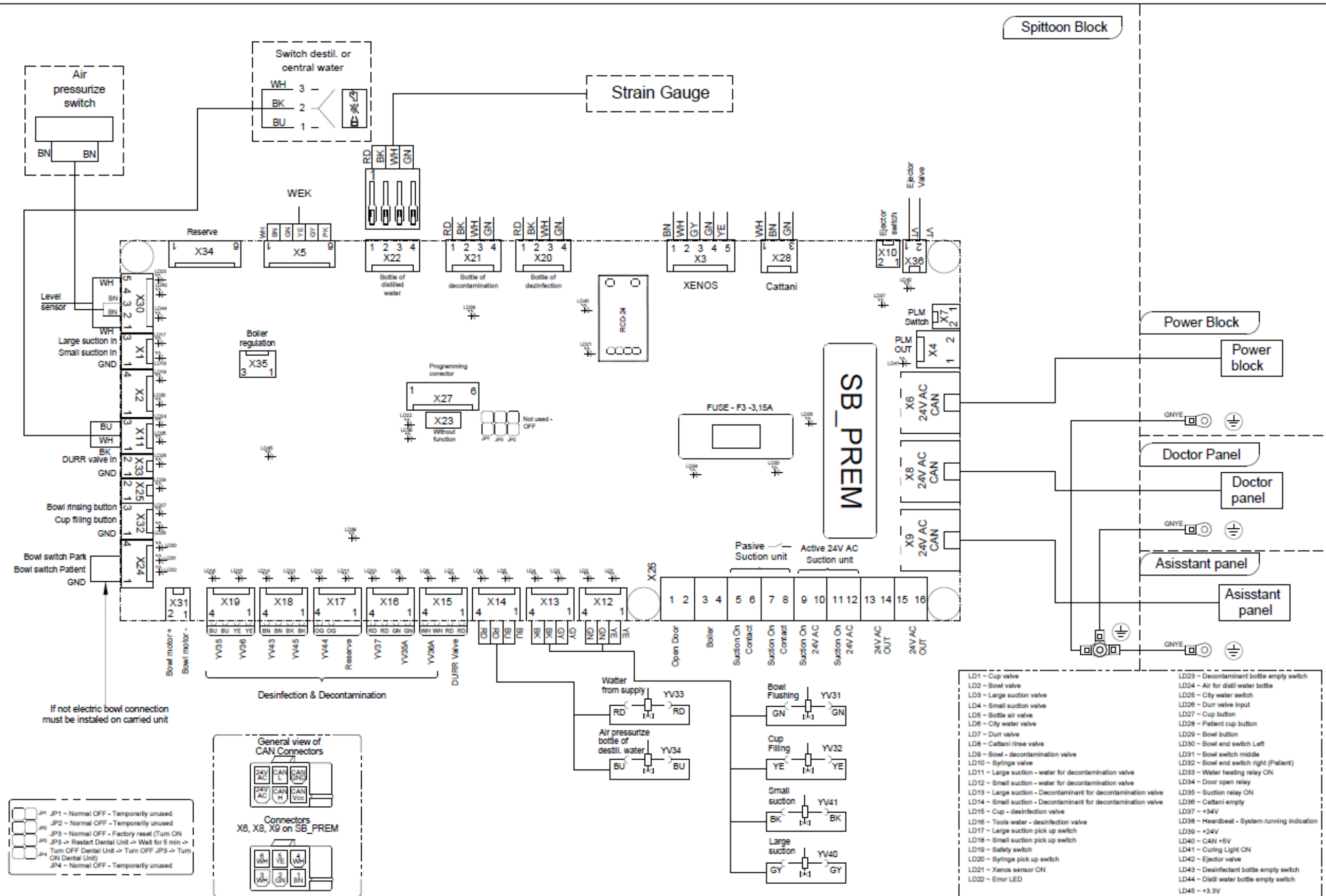
Function:

Magnetic switch for depressurizing the bottle

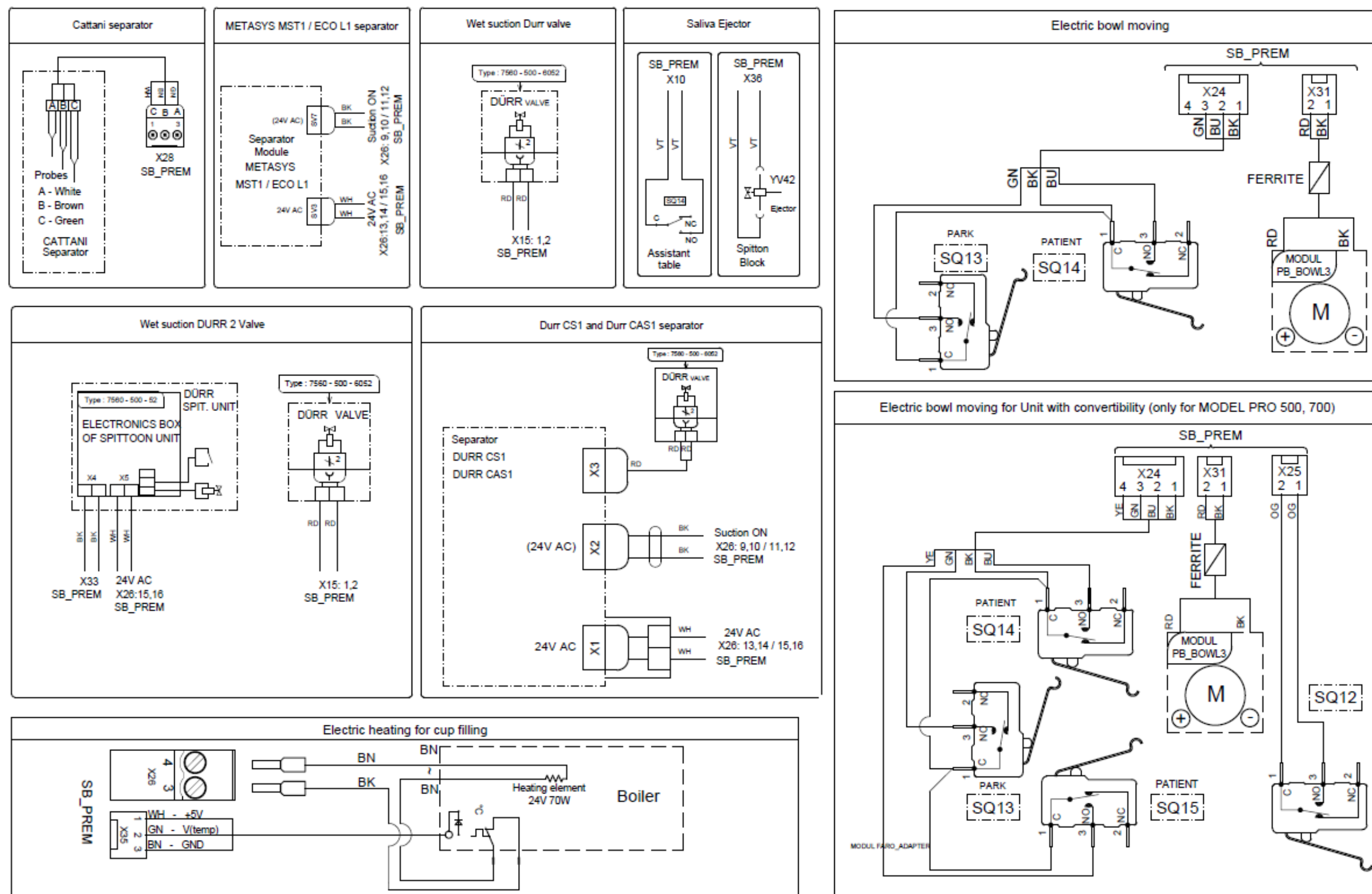
M5 – Electrical schematics

Wiring diagram of the Power Block and Chair - Power block module and wiring in chair used for
MODEL PRO 600 (DA 270), DA 280, MODEL PRO 800 (DA 370), DA 380
(12.7.2022)

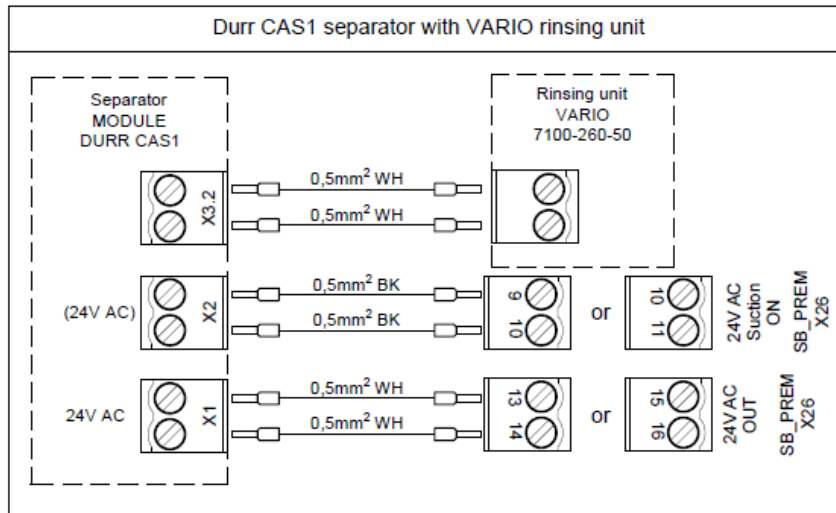




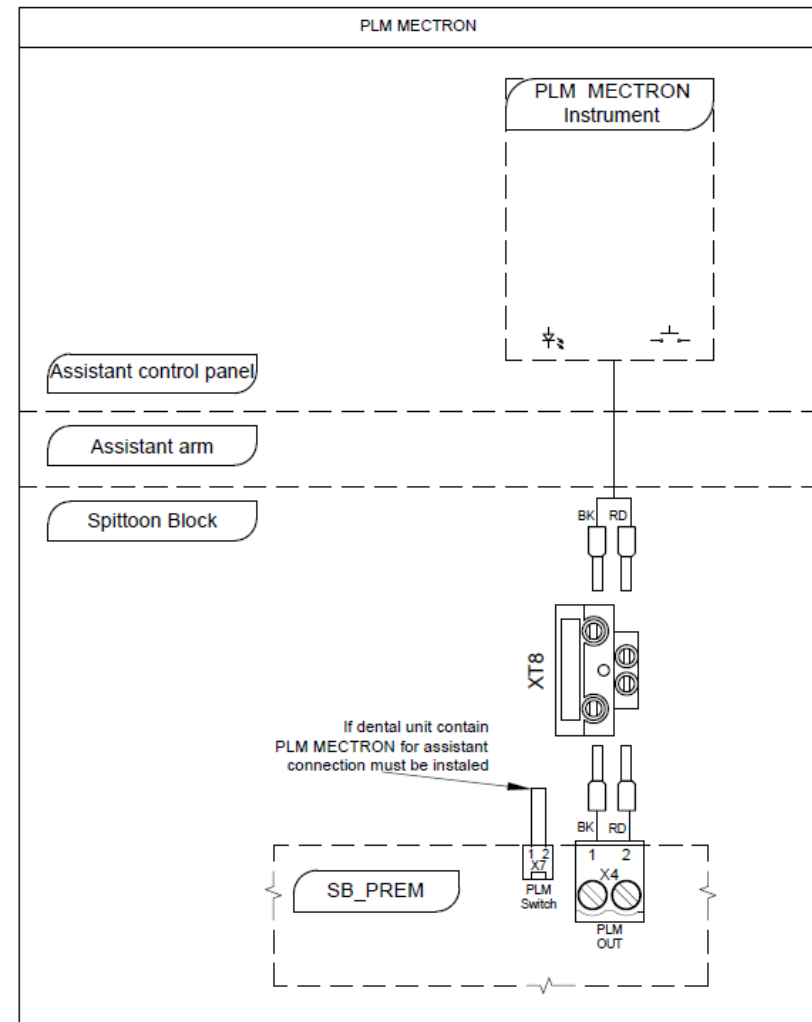
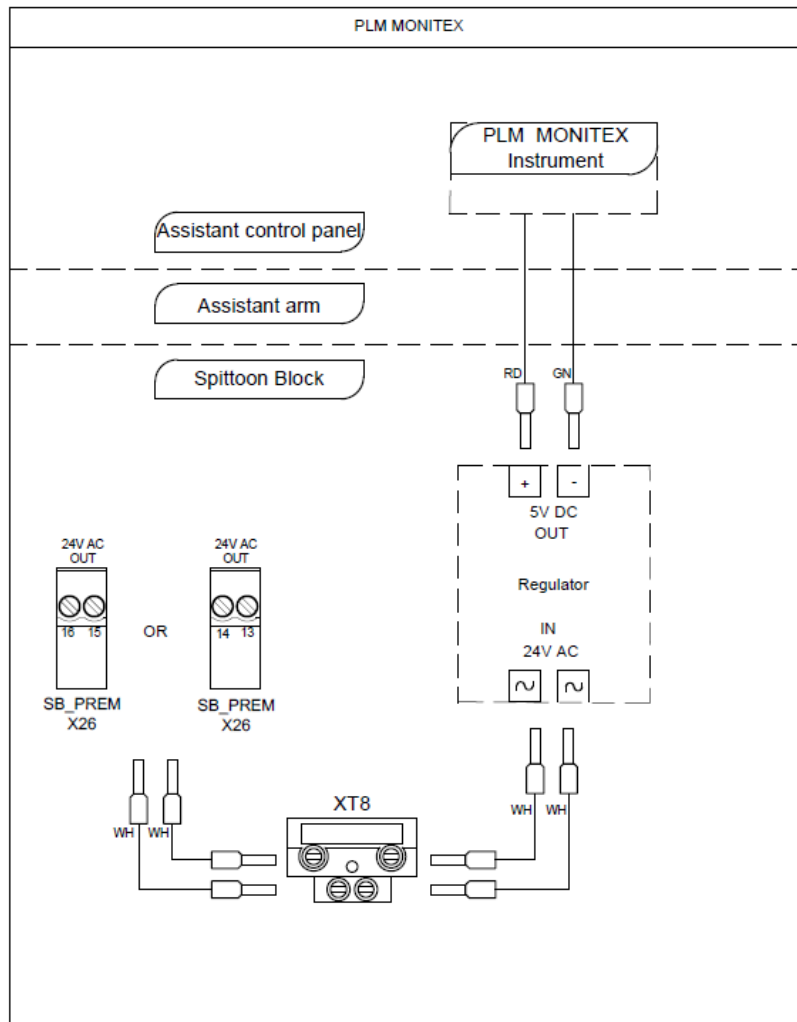
Wiring diagram of the Spitton Block - Suction systems, Bowl moving, Boiler in spittoon block used for
MODEL PRO 500 (DC 310), MODEL PRO 700 (DC 350), DC 240, DC 290, DL 210, DL 270, DL 290, DL 320, DL 330, DL 340, DL 380,
MODEL PRO 600 (DA 270), DA 280, MODEL PRO 800 (DA 370), DA 380
 (29.1.2022)



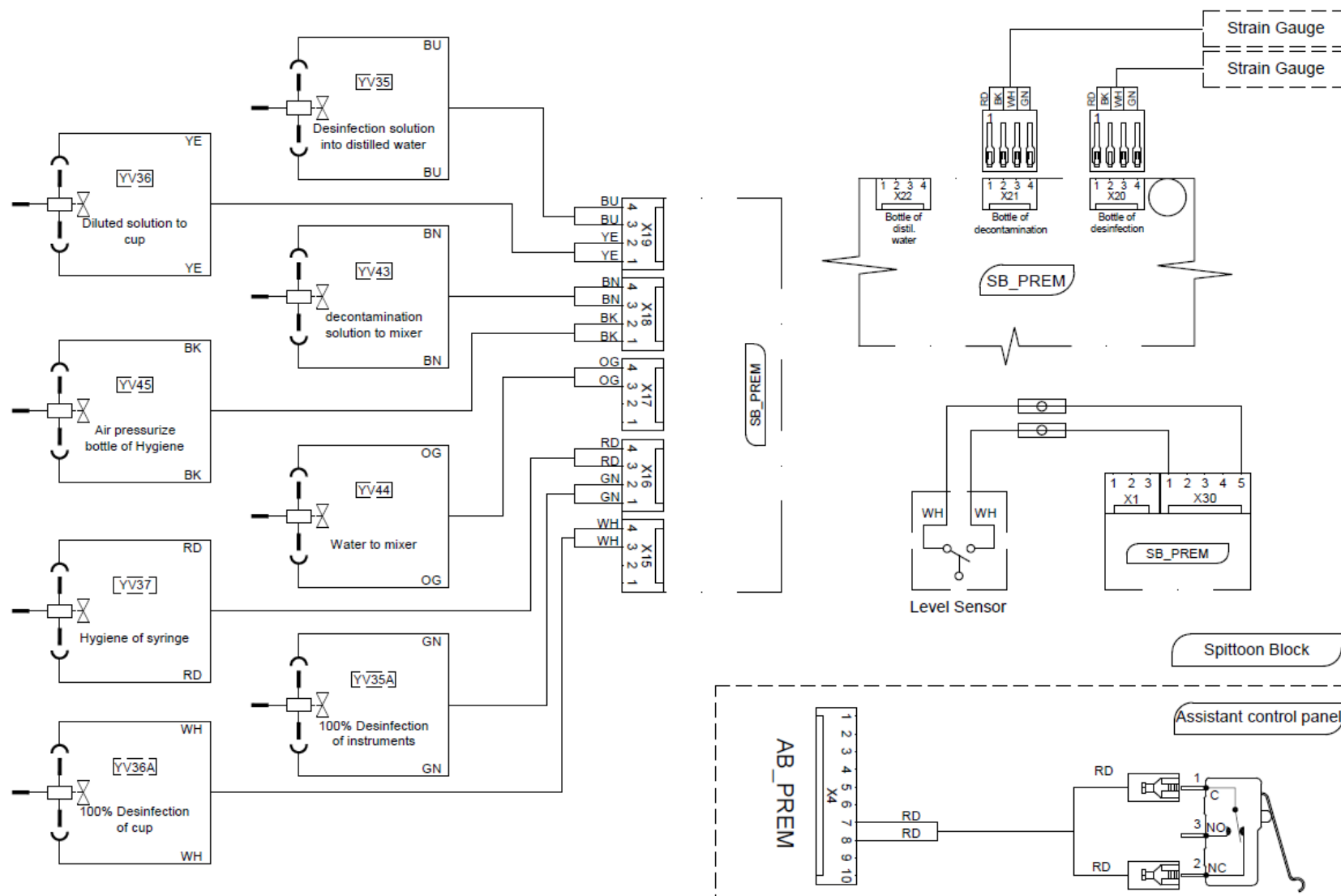
Wiring diagram of the Spitton Block - Suction systems, rinsing unit for
 MODEL PRO 500 (DC 310), MODEL PRO 700 (DC 350), DC 240, DC 290, DL 210, DL 270, DL 290, DL 320, DL 330, DL 340, DL 380,
 MODEL PRO 600 (DA 270), DA 280, MODEL PRO 800 (DA 370), DA 380
 (17.1.2022)



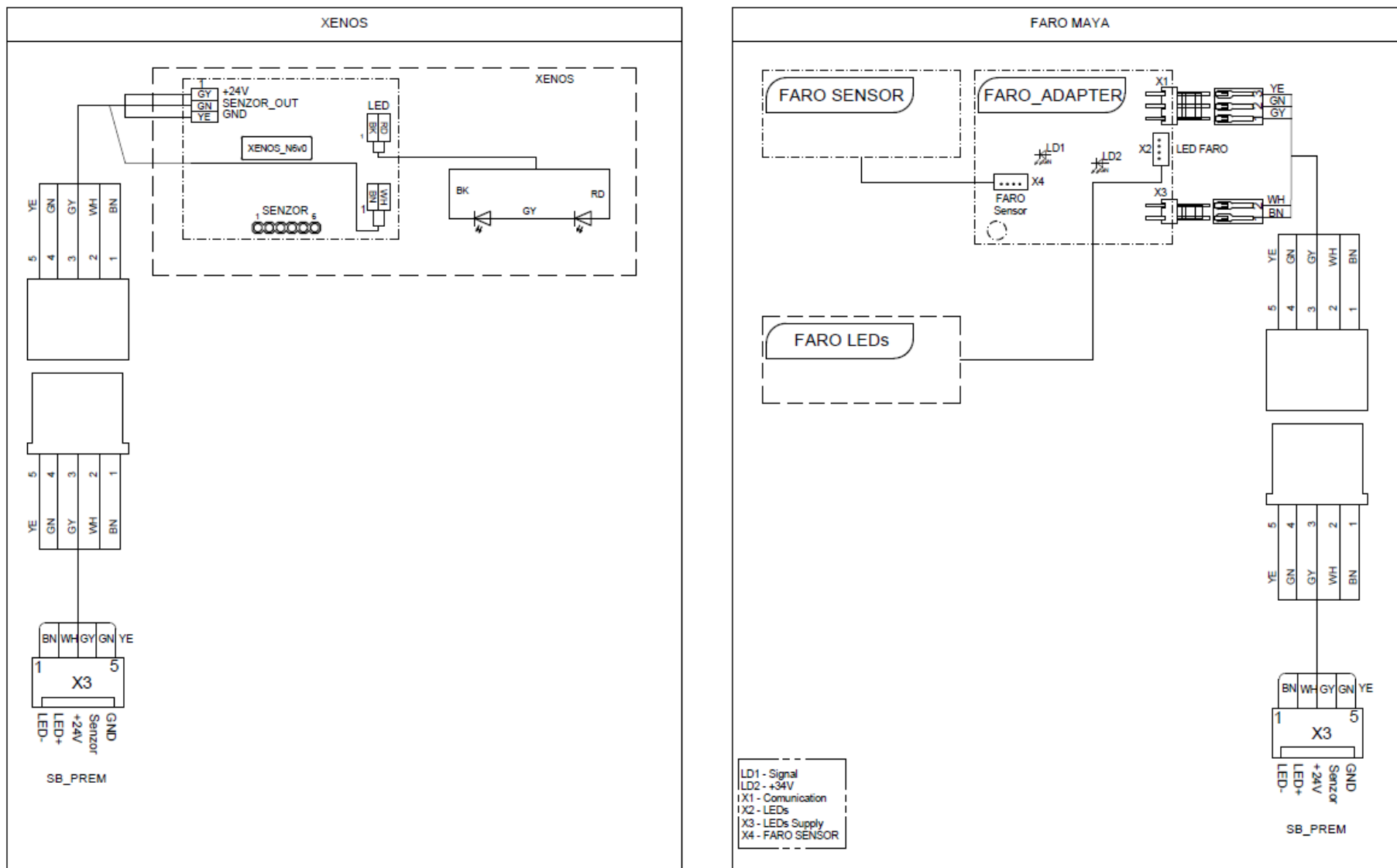
Wiring diagram of the Spittoon Block and Assistant Arm - PLM Lamps used for
 MODEL PRO 500 (DC 310), MODEL PRO 700 (DC 350), DC 240, DC 290, DL 210, DL 270, DL 290, DL 320, DL 330, DL 340, DL 380,
 MODEL PRO 600 (DA 270), DA 280, MODEL PRO 800 (DA 370), DA 380
 (24.5.2021)



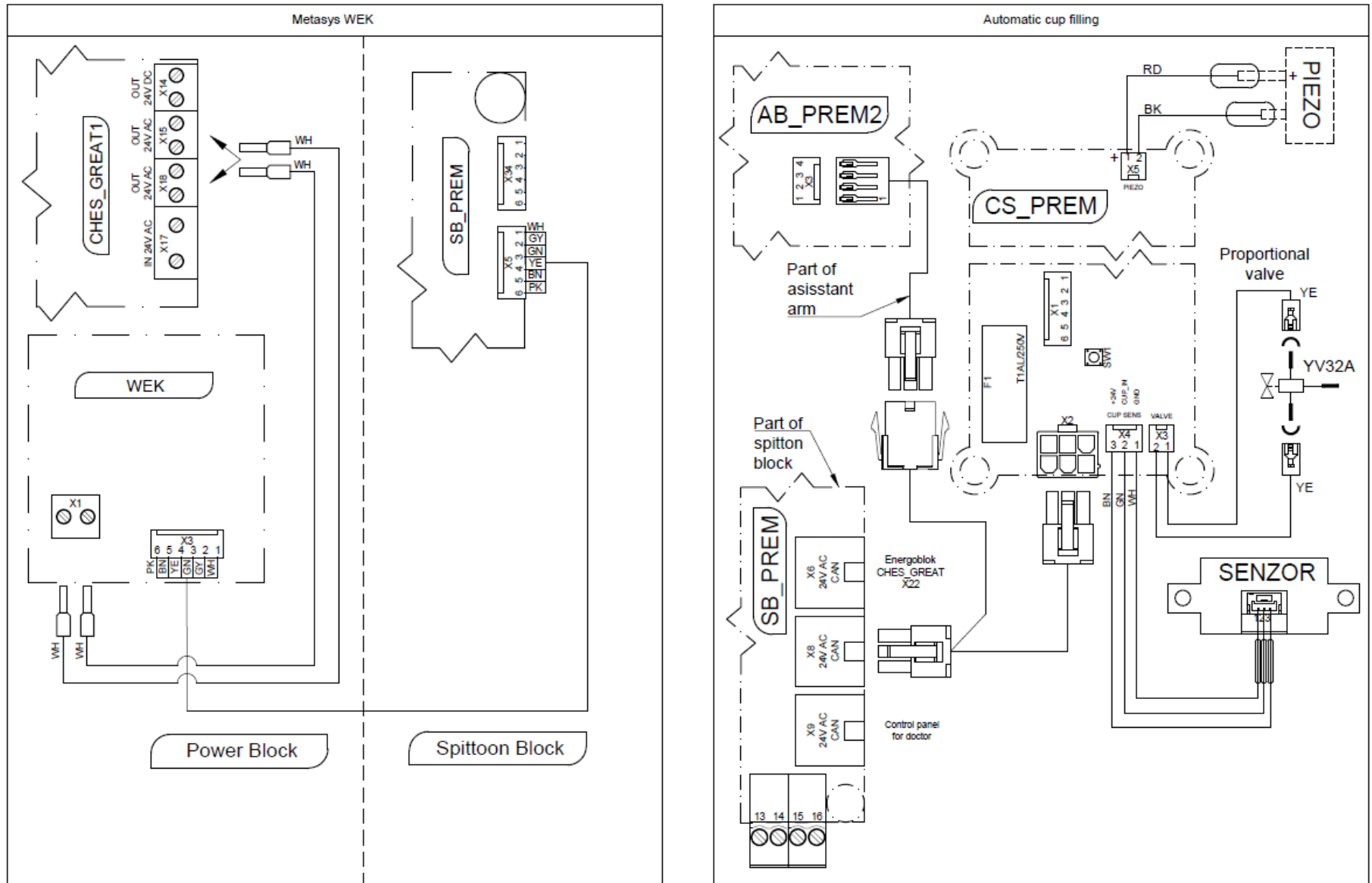
Wiring diagram of the Spittoon Block and Assistant Arm - Hygiene used for
MODEL PRO 500 (DC 310), MODEL PRO 700 (DC 350), DC 240, DC 290, DL 210, DL 270, DL 290, DL 320, DL 330, DL 340, DL 380,
MODEL PRO 600 (DA 270), DA 280, MODEL PRO 800 (DA 370), DA 380
 (7.7.2022)



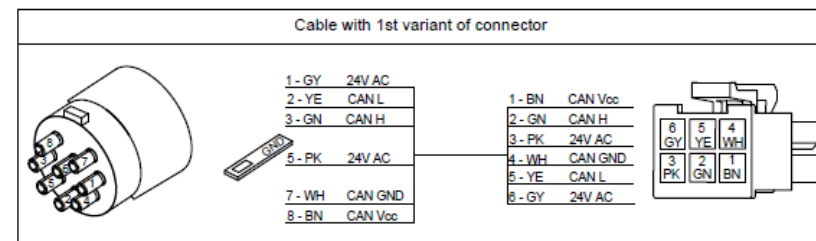
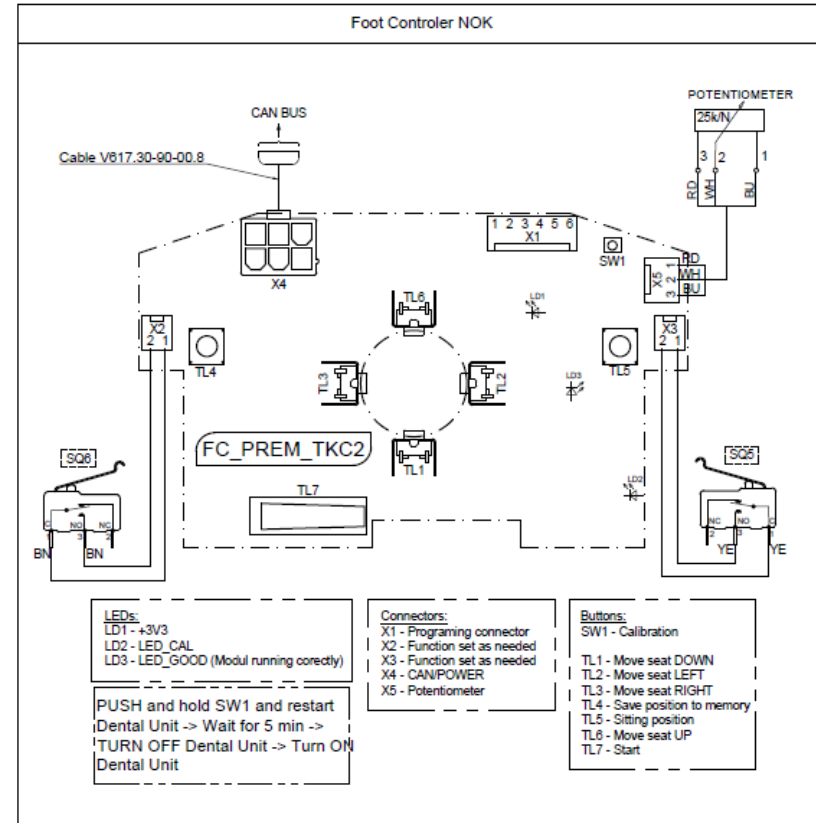
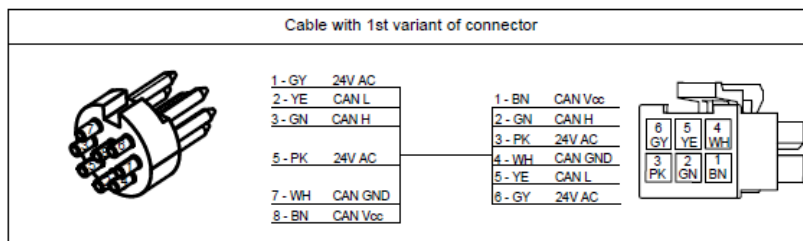
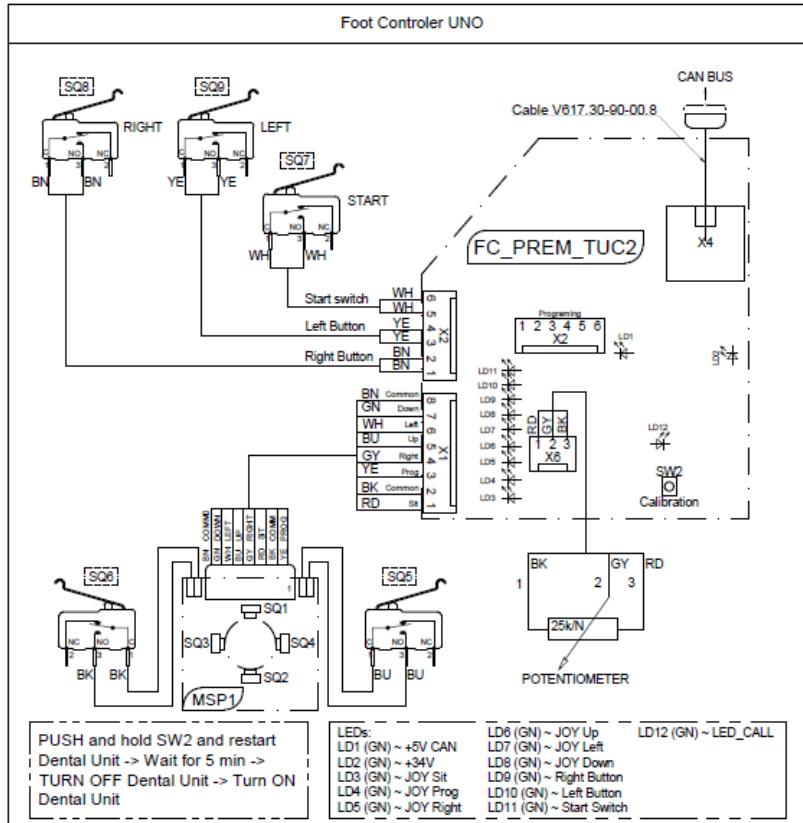
Wiring diagram of the Spittoon Block - Dental Light used for
 MODEL PRO 500 (DC 310), MODEL PRO 700 (DC 350), DC 240, DC 290, DL 210, DL 270, DL 290, DL 320, DL 340, DL 380,
 MODEL PRO 600 (DA 270), DA 280, MODEL PRO 800 (DA 370), DA 380
 (17.1.2022)



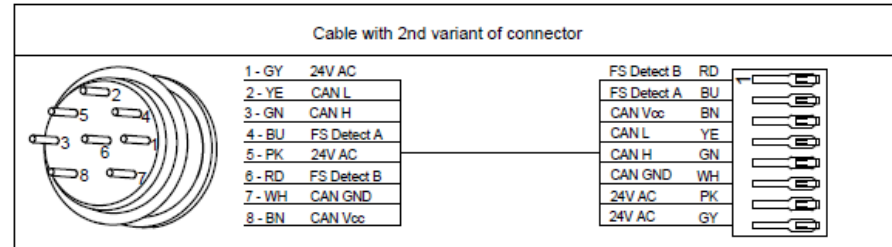
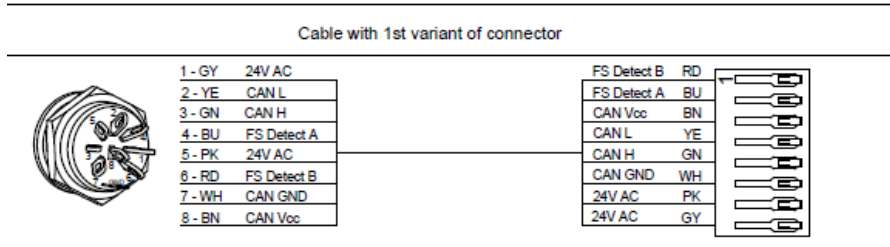
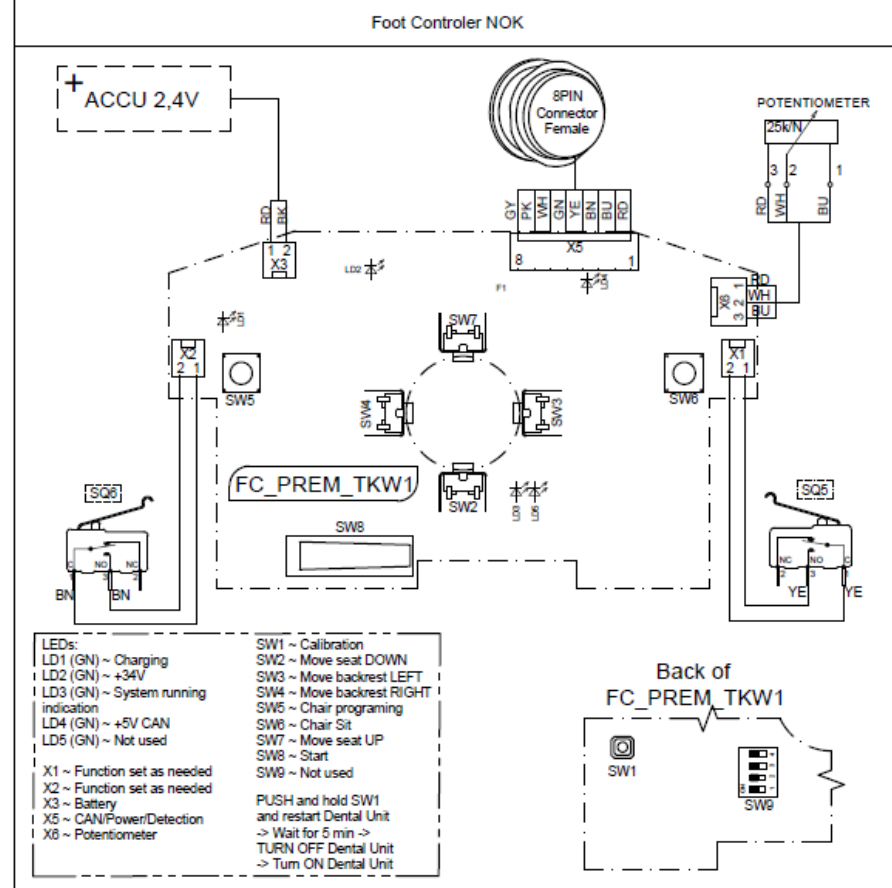
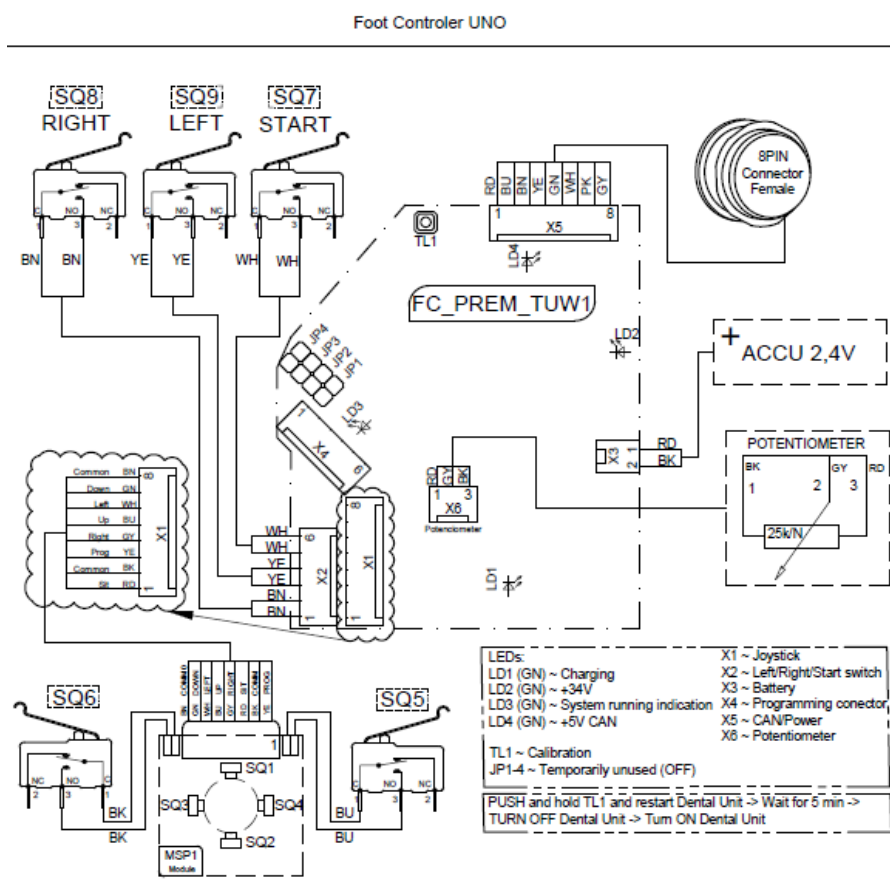
Wiring diagram of the Spittoon Block and Power Block - Metasys WEK, automatic cup filling used for
 MODEL PRO 500 (DC 310), MODEL PRO 700 (DC 350), DC 240, DC 290, DL 210, DL 270, DL 290, DL 320, DL 330, DL 340, DL 380,
 MODEL PRO 600 (DA 270), DA 280, MODEL PRO 800 (DA 370), DA 380
 (8.7.2022)



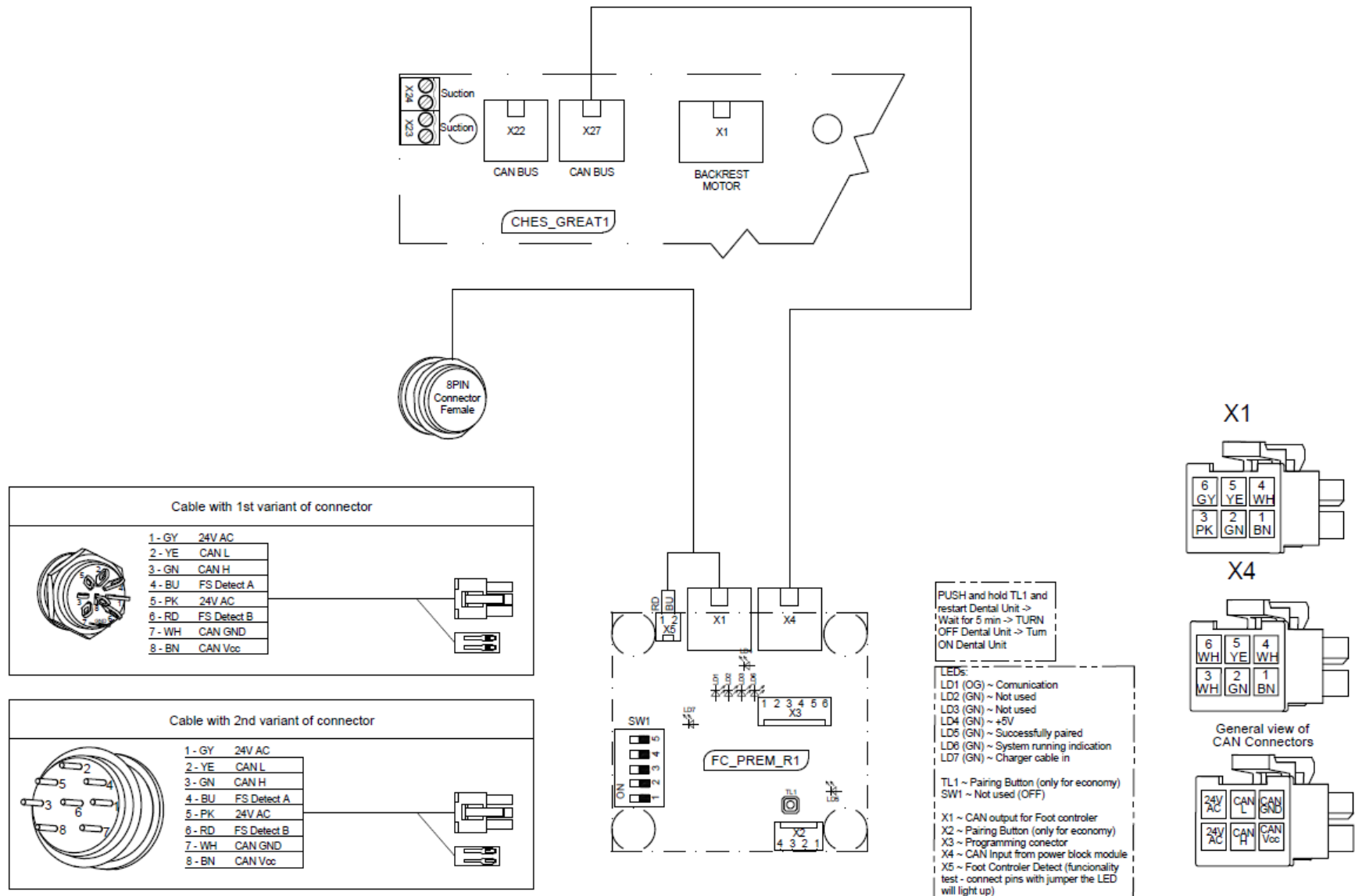
Wiring diagram of the Foot Controller - Wired foot controllers used for
MODEL PRO 500 (DC 310), MODEL PRO 700 (DC 350), DC 240, DC 290, DL 210, DL 270, DL 290, DL 320, DL 330, DL 340, DL 380,
MODEL PRO 600 (DA 270), DA 280, MODEL PRO 800 (DA 370), DA 380
 (7.7.2022)



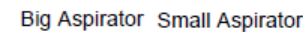
Wiring diagram of the Foot Controller - Wireless foot controllers used for
MODEL PRO 500 (DC 310), MODEL PRO 700 (DC 350), DC 240, DC 290, DL 210, DL 270, DL 290, DL 320, DL 330, DL 340, DL 380,
MODEL PRO 600 (DA 270), DA 280, MODEL PRO 800 (DA 370), DA 380
 (7.7.2022)



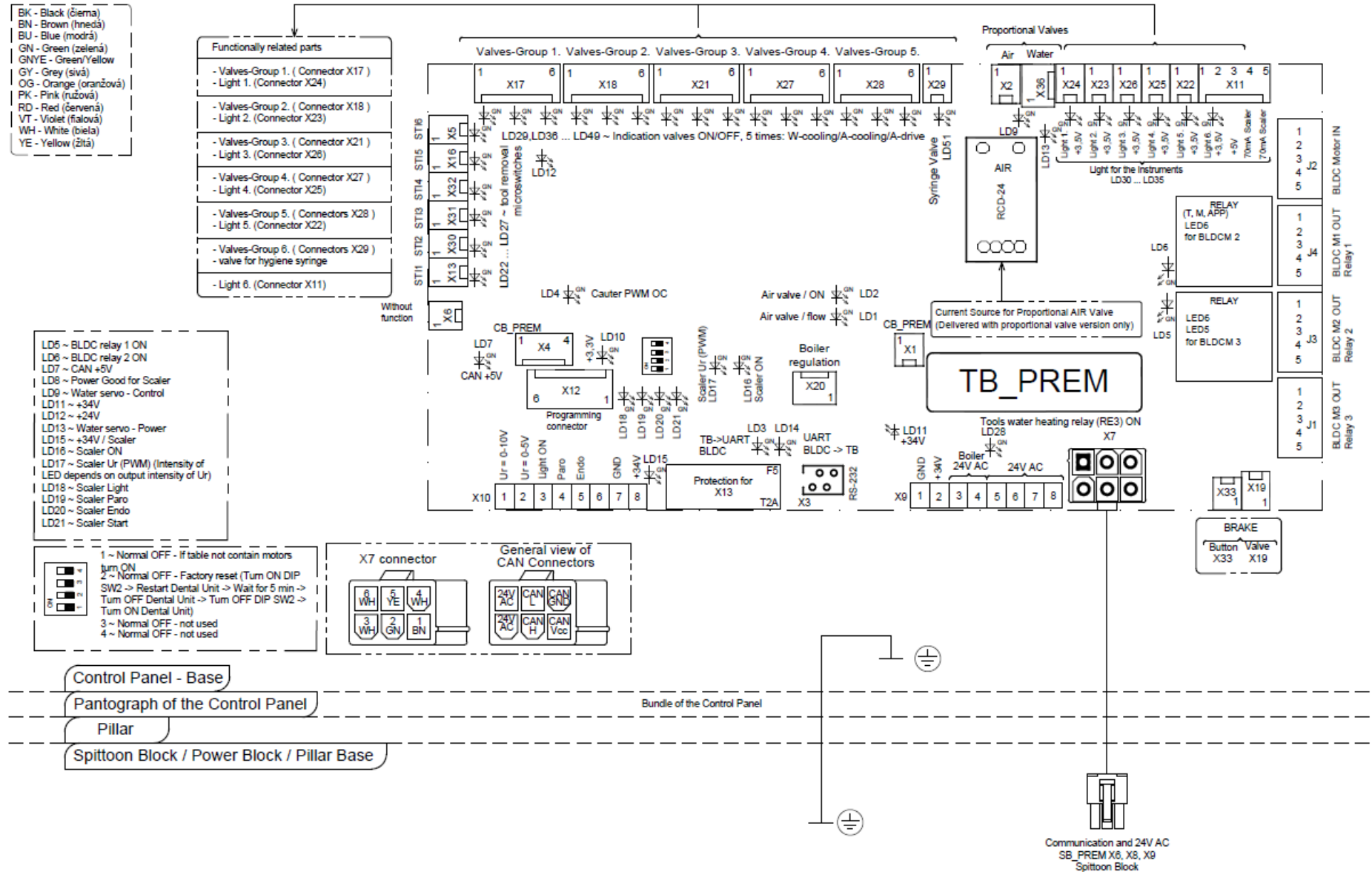
Wiring diagram of the Power Block - Receiver for wireless foot controllers used for
MODEL PRO 500 (DC 310), MODEL PRO 700 (DC 350), DC 240, DC 290, DL 210, DL 270, DL 290, DL 320, DL 330, DL 340, DL 380,
MODEL PRO 600 (DA 270), DA 280, MODEL PRO 800 (DA 370), DA 380
 (7.7.2022)



(11.5.2021)



Wiring diagram of the Control Panel - Modul TB_PREM in control panel used for
MODEL PRO 500 (DC 310), MODEL PRO 700 (DC 350), DC 240, DC 290, DL 210, DL 270, DL 290, DL 320, DL 330, DL 340, DL 380,
MODEL PRO 600 (DA 270), DA 280, MODEL PRO 800 (DA 370), DA 380
 (7.7.2022)



Wiring diagram of the Control Panel - Modul CB_PREM, USB_PREM and BT_BUTTON in control panel used for
MODEL PRO 500 (DC 310), MODEL PRO 700 (DC 350), DC 240, DC 290, DL 210, DL 270, DL 290, DL 320, DL 330, DL 340, DL 380,
MODEL PRO 600 (DA 270), DA 280, MODEL PRO 800 (DA 370), DA 380
 (7.7.2022)

BK - Black (čierna)
 BN - Brown (hnedá)
 BU - Blue (modrá)
 GN - Green (zelená)
 GNYE - Green/Yellow
 GY - Grey (sivá)
 OG - Orange (oranžová)
 PK - Pink (ružová)
 RD - Red (červená)
 VT - Violet (fialová)
 WH - White (biela)
 YE - Yellow (žltá)

LD1 (GN) ~ Power Supply indication +5V
 LD2 (GN) ~ Board supply indication +3V3
 LD3 (GN) ~ USB present indication
 LD4 (GN) ~ CAN bus supply indication +5V
 LD5 (GN) ~ Write to USB indication
 LD6 (GN) ~ Temporarily unused
 LD7 (BU) ~ Bluetooth connection indication
 LD8 (RD) ~ All Error indication
 LD9 (YE) ~ Heartbeat - system run indication
 LD10 (GN) ~ Write to SD card indication
 LD11 (GN) ~ SD card present indication

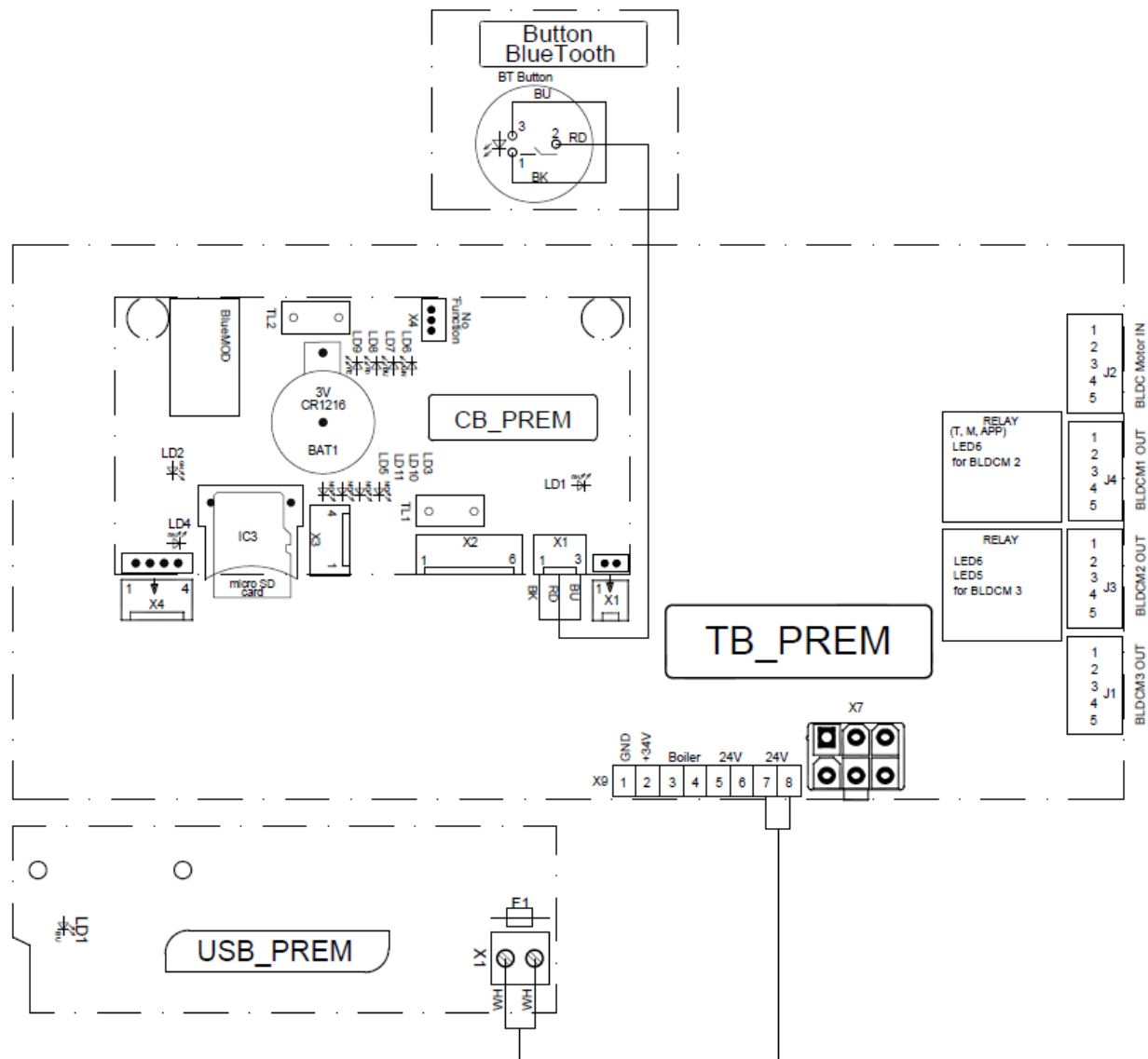
LED on BT button
 Blinking - not connected
 Permanently lit - connected

TL1 ~ Board Reset
 TL2 ~ Factory reset (Hold ON TL2 at the same time press TL1 and release buttons -> Wait for 5min -> Restart Dental Unit)

X1 ~ BlueTooth Button
 X2 ~ Programming
 X3 ~ USB (Temporarily unused)
 X4 ~ Temporarily unused

USB_PREM:

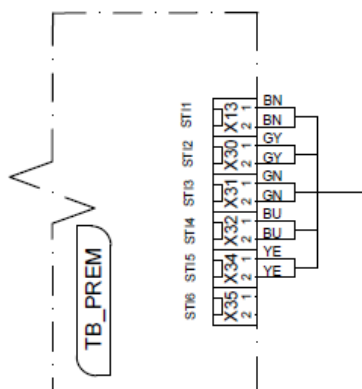
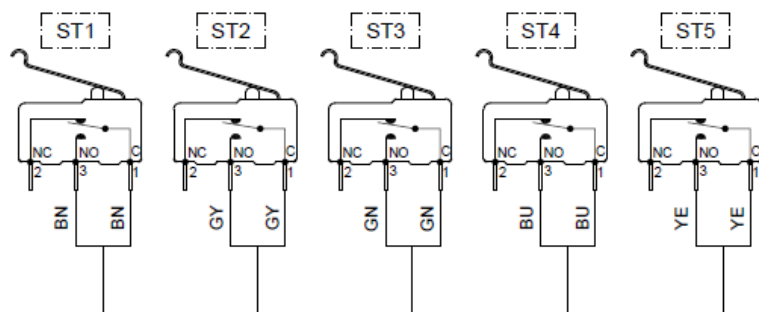
LD1 (BU) ~ Power Supply indication +5V



Wiring diagram of the Control Panel - Connection of the taking-off sensors in control panel used for
 MODEL PRO 500 (DC 310), MODEL PRO 700 (DC 350), DC 240, DC 290, DL 210, DL 270, DL 290, DL 320, DL 330, DL 340, DL 380,
 MODEL PRO 600 (DA 270), DA 280, MODEL PRO 800 (DA 370), DA 380
 (15.1.2021)

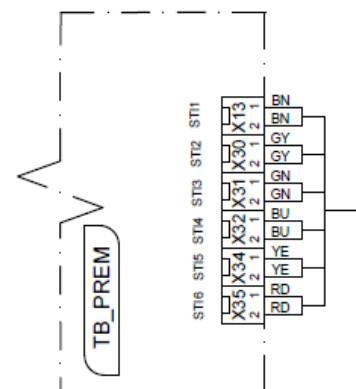
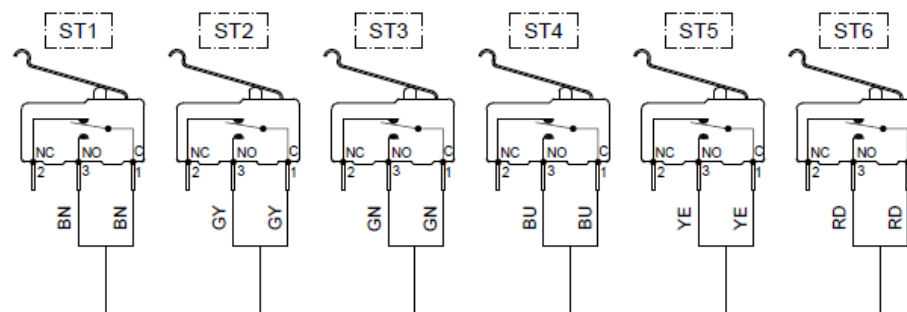
BK - Black (čierna)
BN - Brown (hnedá)
BU - Blue (modrá)
GN - Green (zelená)
GNYE - Green/Yellow
GY - Grey (sivá)
OG - Orange (oranžová)
PK - Pink (ružová)
RD - Red (červená)
VT - Violet (fialová)
WH - White (biela)
YE - Yellow (žltá)

Control panel with 5 instruments,
 upper hose delivery



Note: if dental unit not contain hygiene
 do not connect syringe switch

Control panel with 6 instruments,
 upper hose delivery

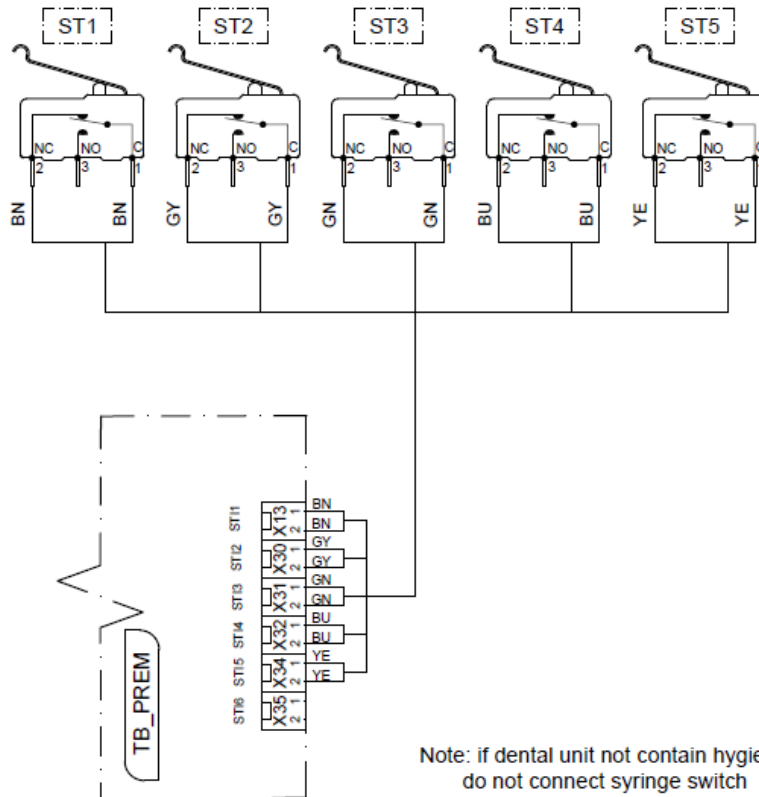


Note: if dental unit not contain hygiene
 do not connect syringe switch

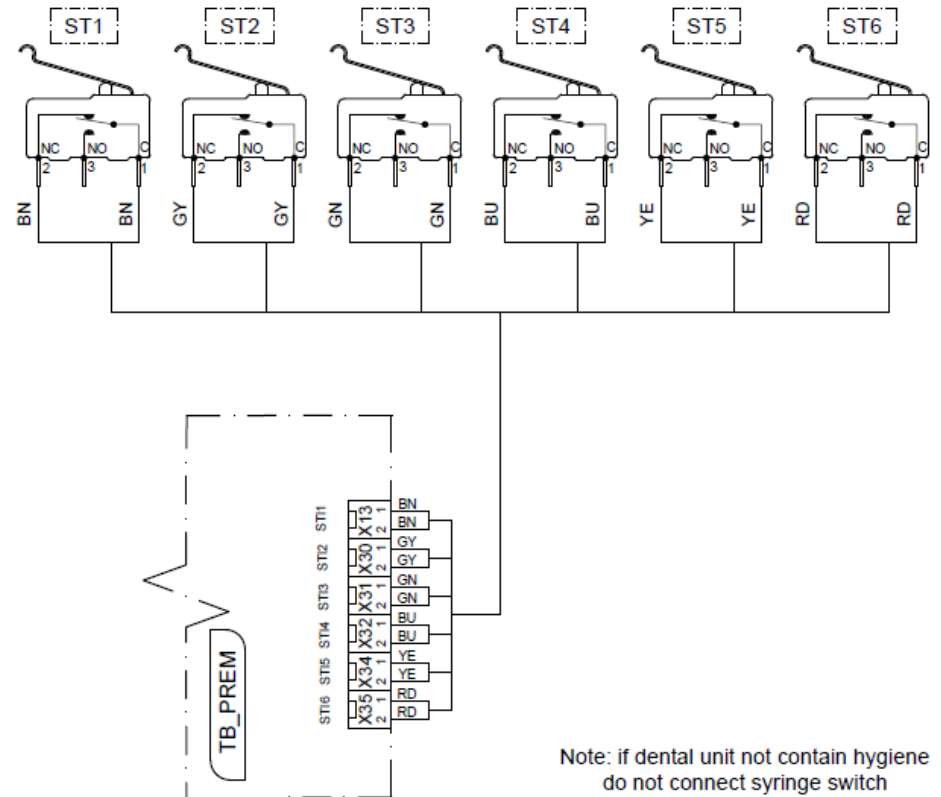
Wiring diagram of the Control Panel - Connection of the taking-off sensors in control panel used for
MODEL PRO 500 (DC 310), MODEL PRO 700 (DC 350), DC 240, DC 290, DL 210, DL 270, DL 290, DL 320, DL 330, DL 340, DL 380,
MODEL PRO 600 (DA 270), DA 280, MODEL PRO 800 (DA 370), DA 380
 (1.4.2021)

BK - Black (čierna)
BN - Brown (hnedá)
BU - Blue (modrá)
GN - Green (zelená)
GNVE - Green/Yellow
GY - Grey (sivá)
OG - Orange (oranžová)
PK - Pink (ružová)
RD - Red (červená)
VT - Violet (fialová)
WH - White (biela)
YE - Yellow (žltá)

Control panel with 5 instruments,
lower hose delivery

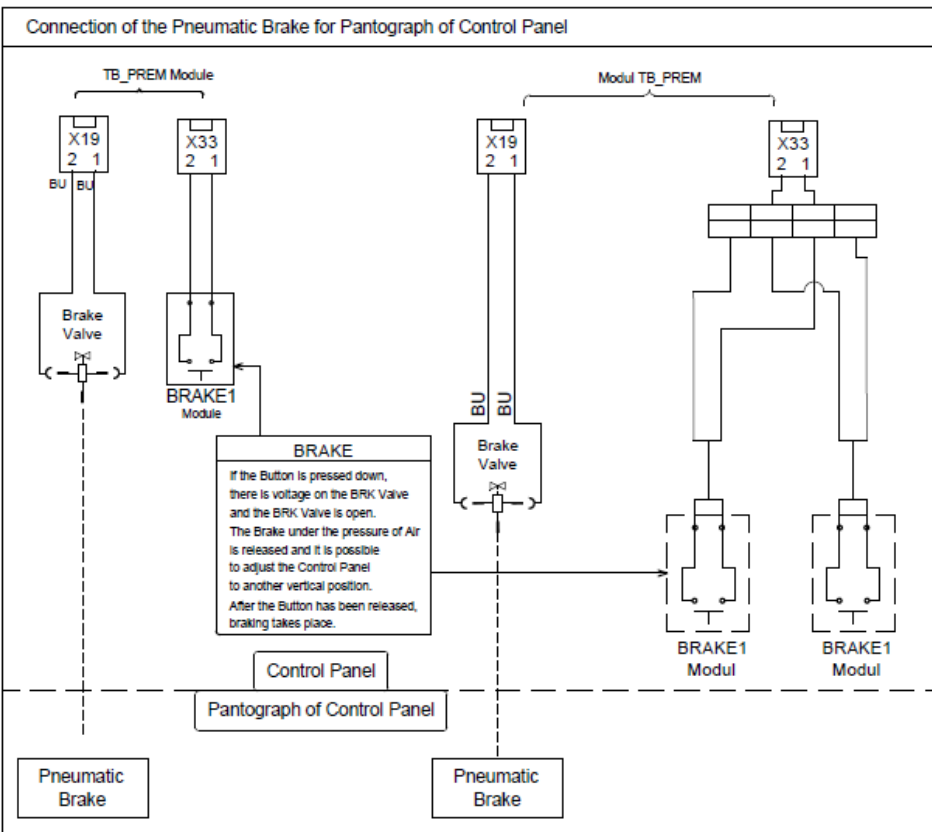
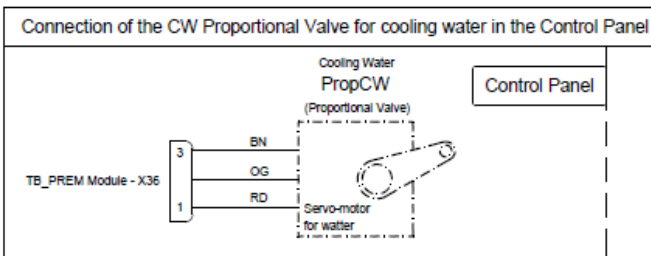
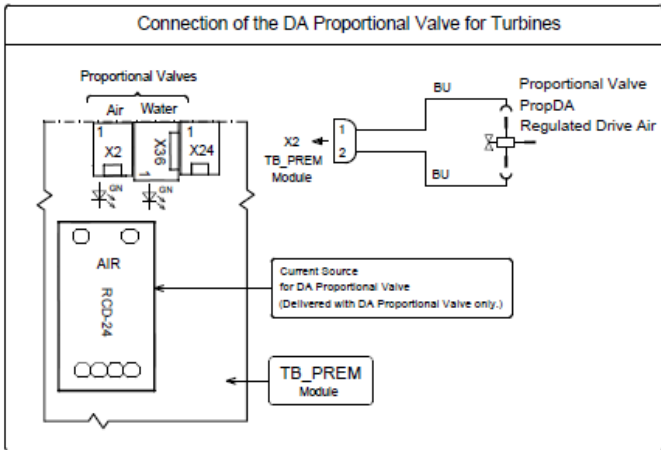
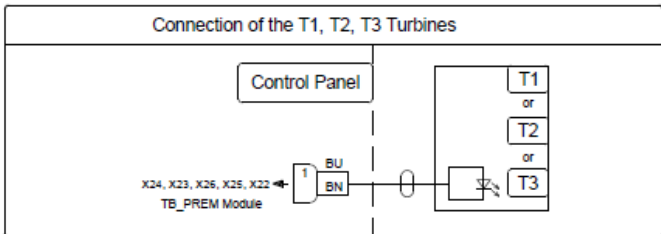
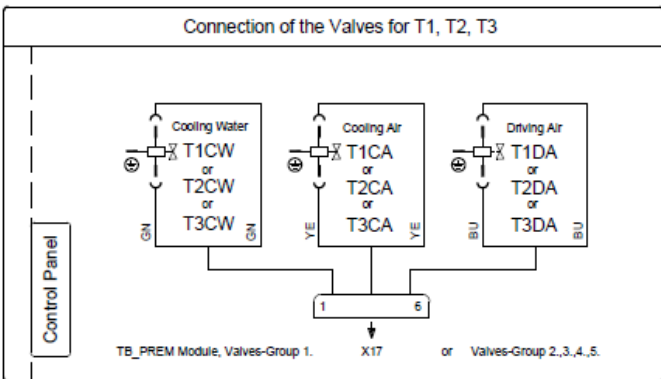


Control panel with 6 instruments,
lower hose delivery



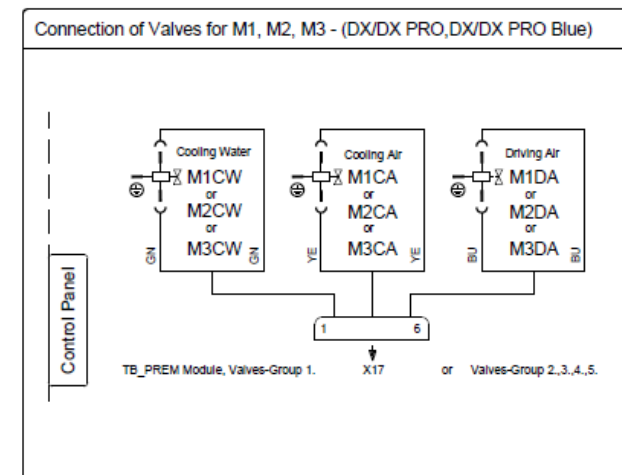
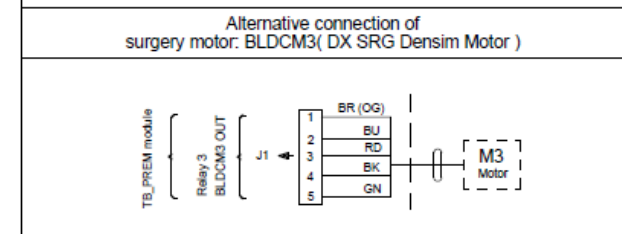
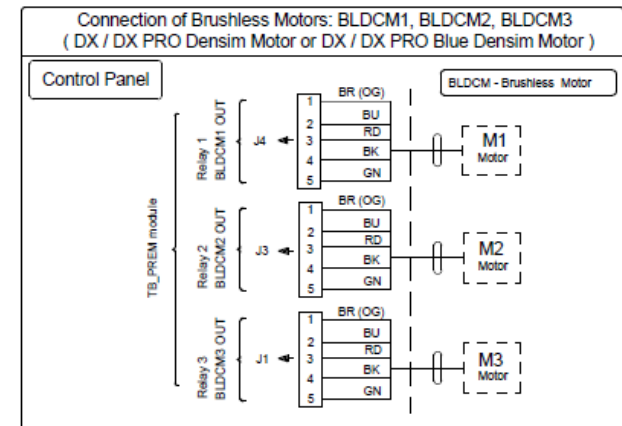
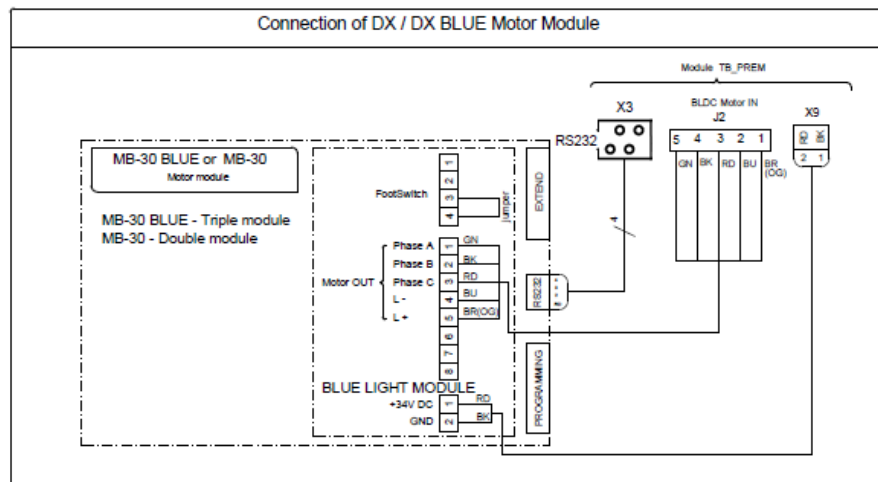
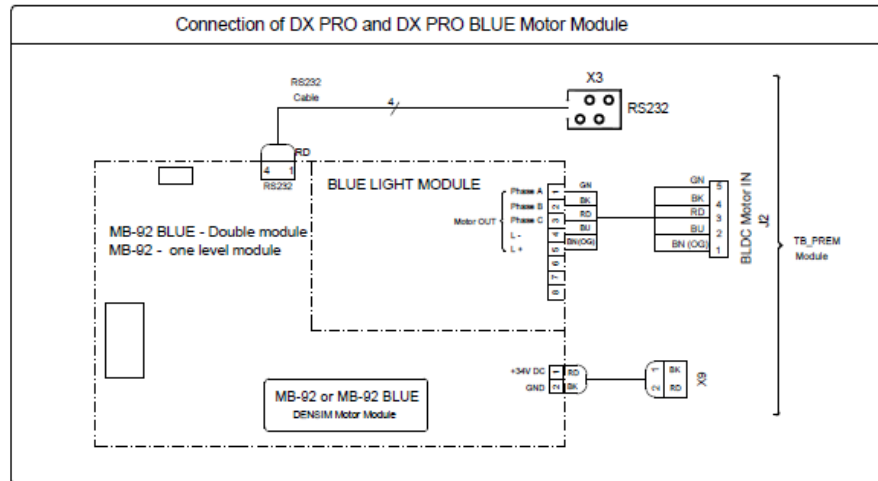
Wiring diagram of the Control Panel - Connection of the Turbine, Proportional Valves, Pneumatic brake in control panel used for
MODEL PRO 500 (DC 310), MODEL PRO 700 (DC 350), DC 240, DC 290, DL 210, DL 270, DL 290, DL 320, DL 330, DL 340, DL 380,
MODEL PRO 600 (DA 270), DA 280, MODEL PRO 800 (DA 370), DA 380

(24.5.2021)



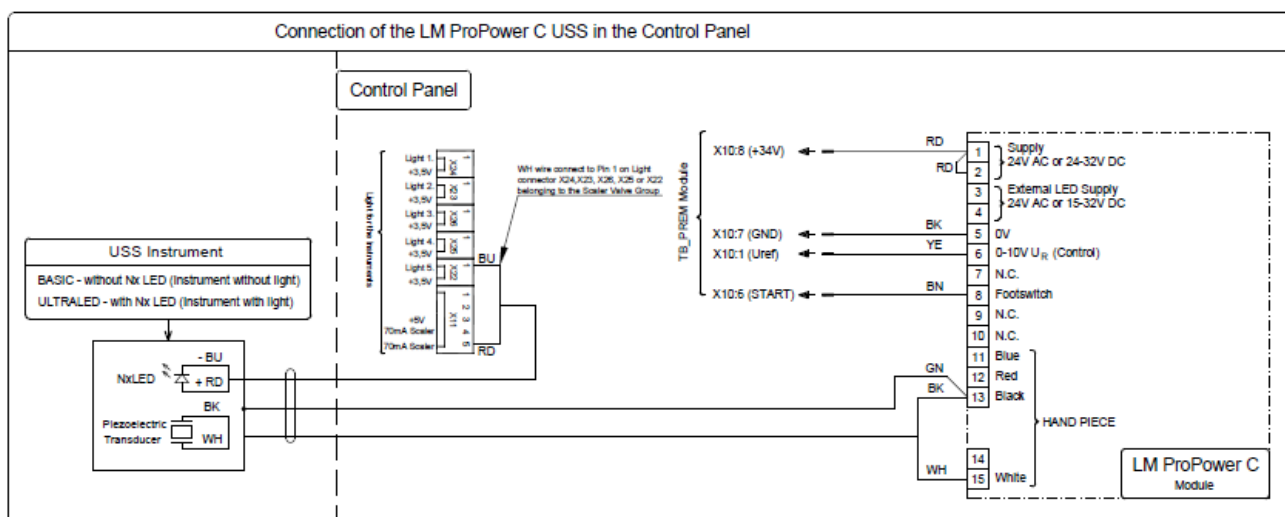
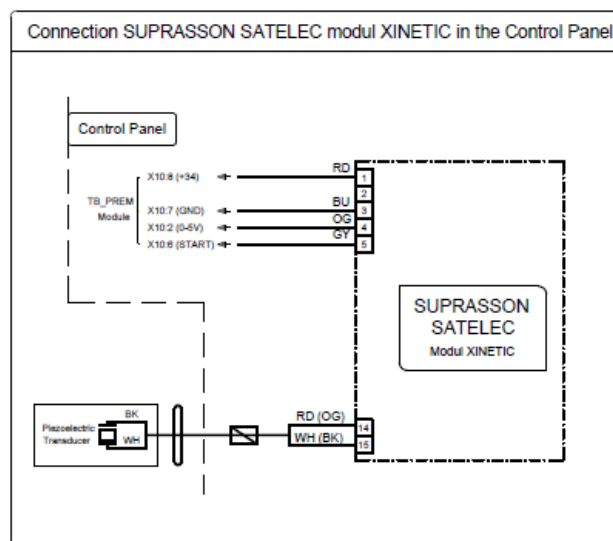
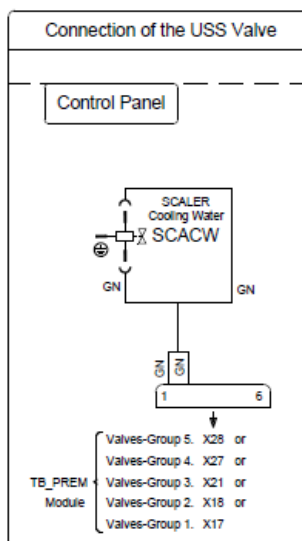
Wiring diagram of the Control Panel - Connection of the Motors and Modules for Motors, Valves for motors in control panel used for
MODEL PRO 500 (DC 310), MODEL PRO 700 (DC 350), DC 240, DC 290, DL 210, DL 270, DL 290, DL 320, DL 330, DL 340, DL 380,
MODEL PRO 600 (DA 270), DA 280, MODEL PRO 800 (DA 370), DA 380
 (15.1.2021)

BK - Black (čierna)
 BN - Brown (hnedá)
 BU - Blue (modrá)
 GN - Green (zelená)
 GNYE - Green/Yellow
 GY - Grey (sivá)
 OG - Orange (oranžová)
 PK - Pink (ružová)
 RD - Red (červená)
 VT - Violet (fialová)
 WH - White (biela)
 YE - Yellow (žltá)



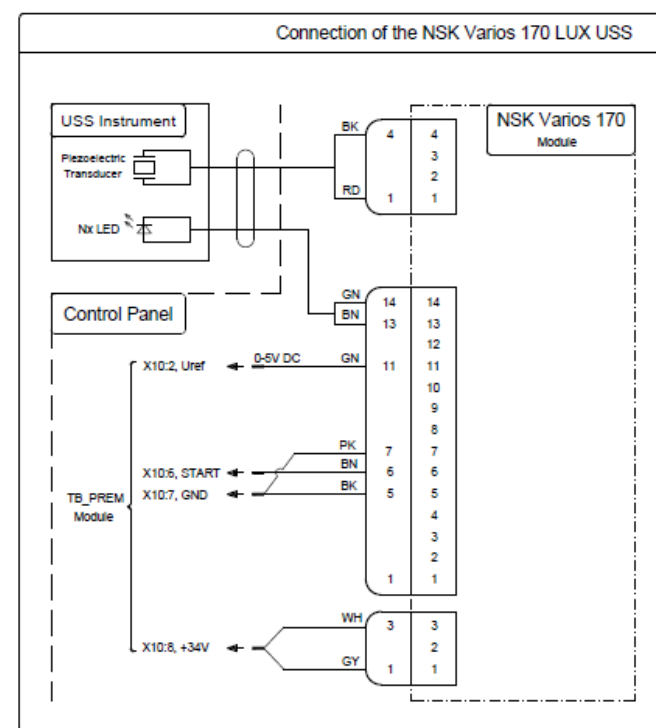
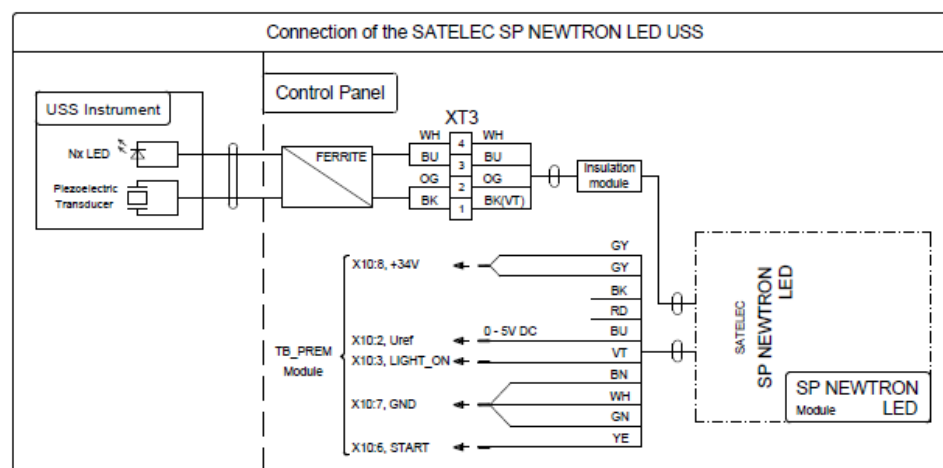
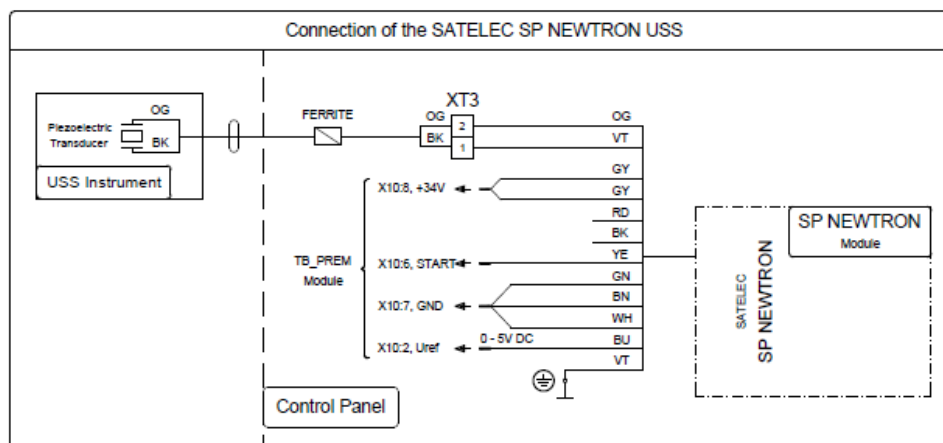
Wiring diagram of the Control Panel - Connection of the Scaler XINETIC, LM ProPower C USS, Valve for Scaler in control panel used for
MODEL PRO 500 (DC 310), MODEL PRO 700 (DC 350), DC 240, DC 290, DL 210, DL 270, DL 290, DL 320, DL 330, DL 340, DL 380,
MODEL PRO 600 (DA 270), DA 280, MODEL PRO 800 (DA 370), DA 380
 (6.7.2021)

BK - Black (čierna)
BN - Brown (hnedá)
BU - Blue (modrá)
GN - Green (zelená)
GNYE - Green/Yellow
GY - Grey (sivá)
OG - Orange (oranžová)
PK - Pink (ružová)
RD - Red (červená)
VT - Violet (fialová)
WH - White (biela)
YE - Yellow (žltá)

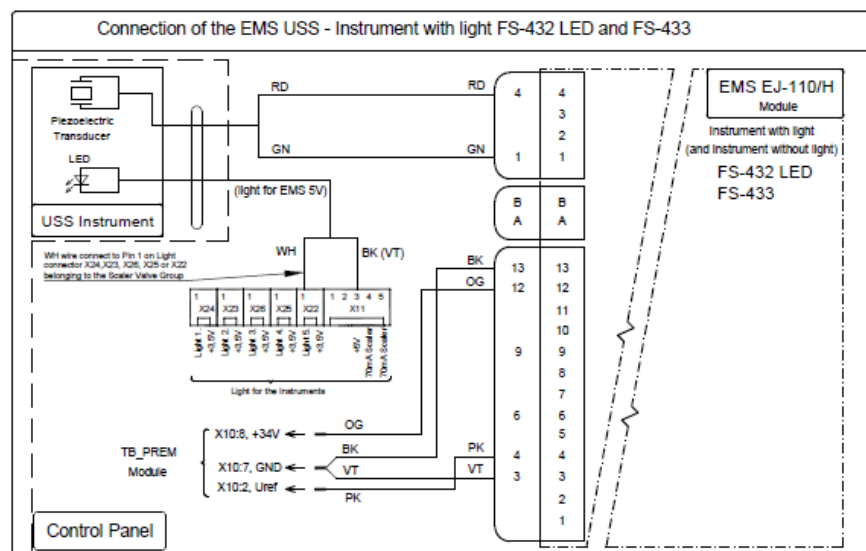
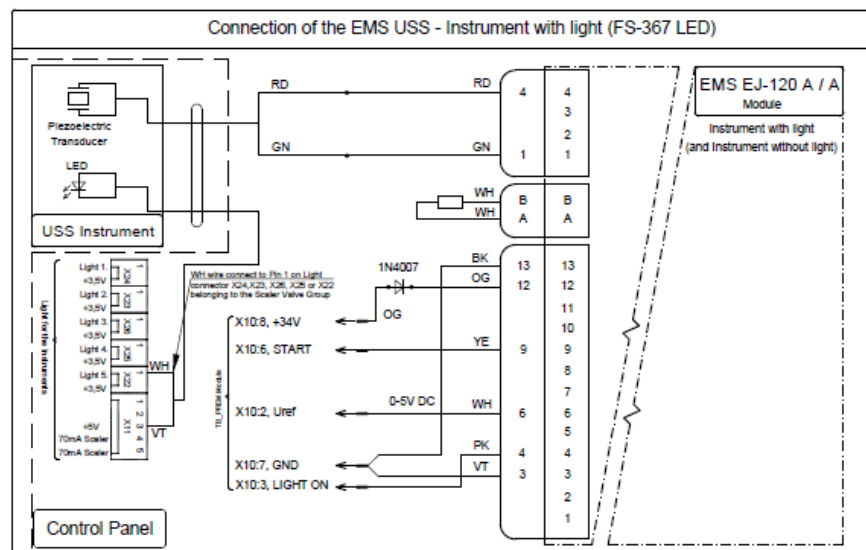
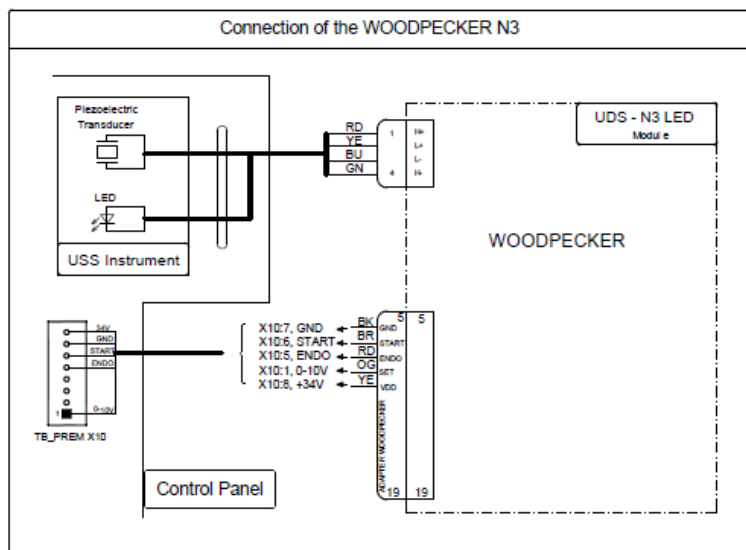


Wiring diagram of the Control Panel - Connection of the Scaler SP NEWTRON and NEWTRON LED, NSK VARIOS 170 and VARIOS 170 LED, Valve for Scaler in control panel used for
MODEL PRO 500 (DC 310), MODEL PRO 700 (DC 350), DC 240, DC 290, DL 210, DL 270, DL 290, DL 320, DL 330, DL 340, DL 380,
MODEL PRO 600 (DA 270), DA 280, MODEL PRO 800 (DA 370), DA 380
 (15.1.2021)

BK - Black (čierna)
BN - Brown (hnedá)
BU - Blue (modrá)
GN - Green (zelená)
GNYE - Green/Yellow
GY - Grey (sivá)
OG - Orange (oranžová)
PK - Pink (ružová)
RD - Red (červená)
VT - Violet (fialová)
WH - White (biela)
YE - Yellow (žltá)



Wiring diagram of the Control Panel - Connection of the Scaler SP NEWTRON and NEWTRON LED, NSK VARIOS 170 and VARIOS 170 LED, Valve for Scaler in control panel used for
MODEL PRO 500 (DC 310), MODEL PRO 700 (DC 350), DC 240, DC 290, DL 210, DL 270, DL 290, DL 320, DL 330, DL 340, DL 380,
MODEL PRO 600 (DA 270), DA 280, MODEL PRO 800 (DA 370), DA 380
(15.1.2021)



Safety sensors

The dental unit is equipped with safety sensors that are activated in the event of a collision. Chair movement is blocked if any of the safety sensors is activated or any instrument (except for the syringe) is activated from the dentist's control panel.



Part of the unit	Sensor activation	Unblocking the sensor
1. Chair	In the event of the chair collision while moving down.	By removing the blocking object.
2. Back-rest	In the event of a back-rest collision while moving downwards.	By removing the blocking object.
3. Control panel	Blocking of the chair movement is activated by starting the instrument with the foot control.	By completing the work with the instrument.
4. Bowl	The turned bowl blocks the movement of the chair only if the chair is above the collision sensor.	By turning the bowl to the basic position.
5. Motor	The chair stops moving when the motor overheat thermal sensor is activated.	By cooling the motor.
6. Carriage	In the event of the chair collision while moving down.	By removing the blocking object.

N – CHECK OF SETTINGS AND FUNCTIONS

O – MAINTENANCE AND REPAIR INSTRUCTIONS

O1. Maintenance

Instrument and tip maintenance should be performed according to the manufacturer's instructions.



Cuspidor blocks with a central manifold connection require the upstream filter be inspected along with the functionality of any hard water treatment equipment (per the manufacturer's instructions).

O2. Lubrication

Check or lubricate rotating components using the specified lubricant.

- Pantographic table and light arm stud,
- Tray table studs,
- Assistant's arm stud,
- Foot controller lever stud.

Follow the manufacturer's recommendations when lubricating instruments.

O3. Inspections during the warranty period

The user must contact an authorised service technician to conduct periodic preventative inspections during the warranty period at regular 3-month intervals.

Inspection is focused on:

- Inspecting inlet filters (for the cleanliness of the media entering the system),
- Inspection of the vacuum system,
- Inspection of the drain waste hose,
- Inspection for play in the backrest (connection with the segment). Tighten as necessary.
- Providing additional information and practical advice with respect to the dental unit,
- Check for the proper use and maintenance of the dental unit and its instruments (per the User Manual),
- Inspection and delivery of any media (inputs, adjusting pressures for turbines, etc.)

The manufacturer has defined a period of 1 to 1.5 hours to complete this work. The authorised service technician must confirm the completion of such periodic inspections on the warranty card.

O4. Post-warranty inspections and technical audits:

Periodic inspection of the product must be performed by an authorised service technician at 6-month intervals and focuses on:

- An overall inspection of the dental unit and its functional components,
- Inspection and adjustment of working air and water pressures,
- Inspection of the inlet air filter in the powerblock,
- Inspection of electrical components and the electrical installation (for electrical safety)

Technical audit of electrical safety

- Such technical audit is conducted under the regulations of the country in which the dental unit is installed.

O5. WEK servicing

- Maintenance of the WEK unit is conducted annually and once every 4 years

Annual service (the KIT order number is 50050115)

The required service of the WEK unit must be performed once a year. This maintenance includes a comprehensive inspection of the operation of the device, inspection (and replacement if necessary) of the water dosing valve, replacement of the solenoid valve, check valve, hoses, and filter.

An inspection and cleaning of the mixing container and its sensors must also be completed.

4-year service (the KIT order number is 50050129)

The cover of the mixing container must be replaced once every 4 years, in addition to annual service.

P – CLEANING, DISINFECTION, STERILISATION

i. Information on cleaning, disinfection and sterilisation is described in Chapter 7 of the Diplomat Dental Unit User Manual

Q – CLAIMS

Q1. Warranty claims involving spare parts



The DIPLOMAT TEC+ application is available in the App Store for iPads and in Google Play for Android tablets.

If part of the product malfunctions, the manufacturer commits to ensure replacement with spare parts at no charge, or for a fee. Claims involving spare parts must be submitted by authorised service technicians using DIPLOMAT TEC+. DIPLOMAT TEC+ is not used to provide technical support. It is used as an organised method for filing claims involving spare parts and providing feedback for our products. The DIPLOMAT TEC+ application is compatible with devices using the iOS and Android operating systems.

The DIPLOMAT TEC+ application requires that service technicians log in for the purposes of ordering spare parts. This is achieved using the same account as used for the service settings of the dental unit in the DIPLOMAT CONNECT application. To create an account in DIPLOMAT TEC+, please contact the service department at DIPLOMAT Dental s.r.o.

Claims procedure for spare parts:

The screenshot displays the login interface of the DIPLOMAT DENTAL SOLUTIONS application. At the top, the company logo is visible. Below it, there are two input fields: one labeled 'EMAIL' and another labeled 'PASSWORD'. To the right of the password field is a 'HIDE' button. A prominent black 'LOGIN' button is centered below the input fields. At the bottom of the screen, a virtual QWERTY keyboard is shown, indicating the application is being used on a tablet or smartphone.

After logging in, press the SUBMIT button for the part involved in the claim:



Feedback

The feedback form will only be sent to the Diplomat Dental service department.

SUBMIT



Claim

The claim form will be sent to the Diplomat Dental service department and distributor.

SUBMIT

i. The feedback part of the screen is used to send feedback for our products. Pressing SUBMIT opens up a form via which you can write to us about our product. All feedback is greatly appreciated.

Complete the form:

Claim

Product

The product data will be pre-filled based on the serial number

Serial number

Type of product

Customer Data

Customer claim reference number

Customer

Client Data

Username

Address and place of installation

Claim

Client Data

Username

Address and place of installation

Installation

Date of installation

Company name and name of the technician who installed the product

Stanislav Sladeček

Claim description

Description of the problem

Once you enter the product serial number, the type of product field will be propagated automatically. Please provide the details manually if it does not fill in automatically.*

If you claim involves a part delivered as a spare part, enter a serial number of 000000 (six zeros) and enter the phrase "Sold as a spare part" into the product field.*

Customer claim reference number – your reference number for the claim

Customer – who sold the product to the end user (dentist)*

Username – name of the end user (dentist)*

Address and place of installation – address where the product is installed*

Date of installation*

Company name and name of the technician who installed the product

Description of the problem – please provide details of the problem, the reason for the claim involving the part, symptoms, and efforts you made to resolve the problem. Providing the details will expedite the resolution of your claim.

Add photos or videos – this space is reserved for you to add photos or videos of the part involved in the claim. You may take photos using the application, but videos must be recorded in advance. Adding photos / videos will also expedite the resolution of your claim.

Spare part requested in the claim – specify parts of the claim in this section. Always use the spare part codes to avoid misunderstandings. If you do not know the code of the spare part, contact our technical support before you file your claim.*

Requested delivery of spare parts - select one of the options:*

- Pick up at Diplomat Dental – pick up spare parts from the company's registered office,
- By courier - choose this option to have spare parts delivered by courier,
- During planned loading - choose this option to have spare parts delivered together with your next planned delivery


Second cooperating product Serial number - the serial number of a product cooperating with the product involved in a claim, such as a micro motor, dental chair, etc.

Type of product – special description

*Required field

Select form

Logout




Feedback

The feedback form will only be sent to the Diplomat Dental service department.

Form upload

All data sent

OK



Claim

The claim form will be sent to the Diplomat Dental service department and distributor.

SUBMIT

The screenshot shows a mobile application interface for filing a claim. At the top, there is a back arrow and the title 'Claim'. Below this is a section titled 'Product' with a note: 'The product data will be pre-filled based on the serial number'. There is a text input field for 'Serial number' and a section for 'Type of product'. A confirmation dialog box is overlaid on the form, asking: 'Are you sure you want to close this form? The form data will be lost.' with 'No' and 'Yes' buttons. Below the dialog, there are sections for 'Customer' (with a 'Customer' label and an input field) and 'Client Data' (with a 'Username' label and an input field). At the bottom, there is a label for 'Address and place of installation'.

You can terminate the process of filing a claim at any time by pressing the arrow in the upper left-hand corner.

Once the claim is filed, a service technician will receive email confirmation. If the service technician is the distributor's subcontractor, the distributor also receives a copy of the claim via email. In such case, the distributor must confirm receipt of the claim by forwarding a copy to claims@diplomat-dental.com.

Every received claim will then be reviewed by DIPLOMAT DENTAL and/or the manufacturer of the device/equipment. Every claim will be confirmed or rejected within the period stipulated by the Consumer Protection Act.

Q2. Warranty conditions

Installation of the dental unit and any repairs during the warranty period must be performed by authorised personnel. i.e. a service technician. Any intervention by unauthorised personnel will result in a loss of the product's warranty. Claims are classified as hidden defects. Any defects caused by improper handling or external factors will not be honoured. See the warranty card for the complete version of the warranty conditions.

Dental instruments and separators will not be sent in advance for replacement. Each of them must be inspected by the manufacturer, which repairs them or replaces defective components. Other parts of the dental units will be replaced as quickly as possible. Non-functioning spare parts must be sent back to DIPLOMAT DENTAL for inspection, unless otherwise specified. Any parts involving claims must be cleaned and disinfected prior to being returned to the manufacturer.

Q3. Warranty periods

The warranty periods are specified on the product warranty card. The warranty card is part of the packaging. Product registration is critical due to any future claims. You may register your product by completing the registration form or doing so online.

